

### Power Choke Coil PCMB104T type

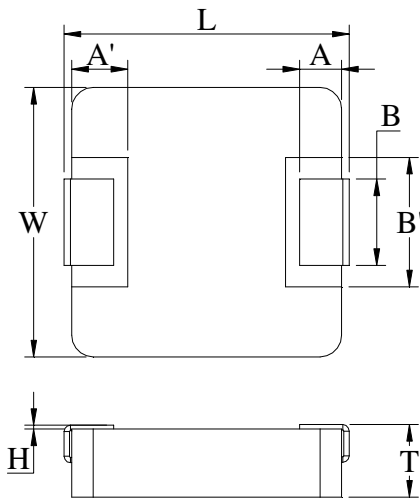
#### ■ Features

- High performance (Isat) realized by metal dust core.
- Low profile : Thickness max. 4.0mm
- Low loss realized with low DCR
- Capable of corresponding high frequency (1MHz)
- 100% lead (Pb) free meet RoHS standard

#### ■ Application

- DC/DC converter for CPU in Notebook PC
- Thin type on-board power supply module for exchanger
- VRM for server

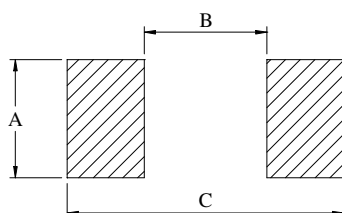
#### ■ Outline Dimensions



Code	Dimensions (mm)	
	R15 / R22 / R36 / R39 R45 / R47 / R56 / R68 1R0 / 1R5	1R8 / 2R0 / 2R2 / 3R3 / 4R7 5R6 / 6R8 / 8R2 / 100 / 150 220 / 330 / 470 / 680
L	11.15 ± 0.35	10.85 ± 0.35
W	10 ± 0.3	
T	3.8 ± 0.2	
A	2.0 ± 0.5	
A'	2.5 ± 0.1	
B	3.0 ± 0.5	
B'	5.0 ± 0.2	
H	0 ~ +0.15	

#### ■ Recommend Land Pattern Dimensions

The customer shall determine the land dimensions shown above after confirming and safety.



A	4.1
B	5.4
C	13.6

Unit : mm

### ■ Specifications

Part Number	L0 Inductance ( $\mu\text{H}$ ) @ (0A)	$R_{dc}$ ( $m\Omega$ )		Heat Rating Current DC Amps. I <sub>dc</sub> ( A )	Saturation Current DC Amps. I <sub>sat</sub> ( A )
		Typical	Maximum	Typical	Typical
PCMB104T-R15MS	0.15	0.5	0.65	40.0	75.0
PCMB104T-R22MS	0.22	0.9	1.0	35.0	60.0
PCMB104T-R36MT	0.36	1.05	1.2	30.0	50.0
PCMB104T-R39MT	0.39	1.1	1.2	31.0	45.0
PCMB104T-R45MS	0.45	1.1	1.3	25.0	27.0
PCMB104T-R47MS	0.47	1.53	1.68	30.0	40.0
PCMB104T-R56MT	0.56	1.6	1.8	25.0	33.0
PCMB104T-R68MS	0.68	2.1	2.4	23.0	30.0
PCMB104T-1R0MT	1.0	3.0	3.3	18.0	28.0
PCMB104T-1R5MS	1.5	3.8	4.2	16.0	32.0
PCMB104T-1R8MS	1.8	4.5	5.0	15.0	15.0
PCMB104T-2R0MS	2.0	5.2	5.8	14.0	14.0
PCMB104T-2R2MS	2.2	6.0	7.0	12.0	18.0
PCMB104T-3R3MS	3.3	10.8	11.8	10.0	16.0
PCMB104T-4R7MS	4.7	17.0	20.0	8.5	15.0
PCMB104T-5R6MS	5.6	20.0	23.0	8.0	14.0
PCMB104T-6RR8MS	6.8	22.5	25.0	7.0	12.0
PCMB104T-8R2MS	8.2	25.0	27.0	6.0	9.0
PCMB104T-100MS	10.0	27.0	30.0	7.5	8.5
PCMB104T-150MS	15.0	40.0	45.0	6.25	7.0
PCMB104T-220MS	22.0	60.0	66.0	5.0	5.5
PCMB104T-330MS	33.0	85.0	92.0	4.4	5.0
PCMB104T-470MS	47.0	130.0	145.0	3.3	3.5
PCMB104T-680MS	68.0	178.0	195.0	2.3	3.0

\* : If you require another part number please contact with us.

\*\* : Inductance Tolerance  $\pm 20\%$

Note 1. : All test data is referenced to 25°C ambient.

Note 2. : I<sub>dc</sub> : DC current (A) that will cause an approximate  $\Delta T$  of 40°C

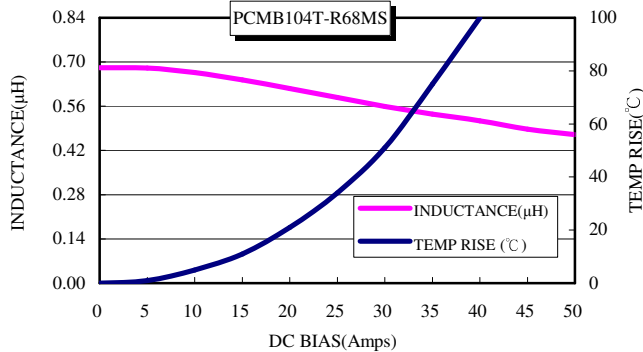
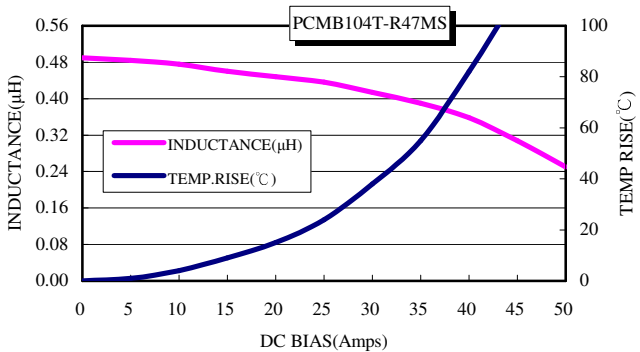
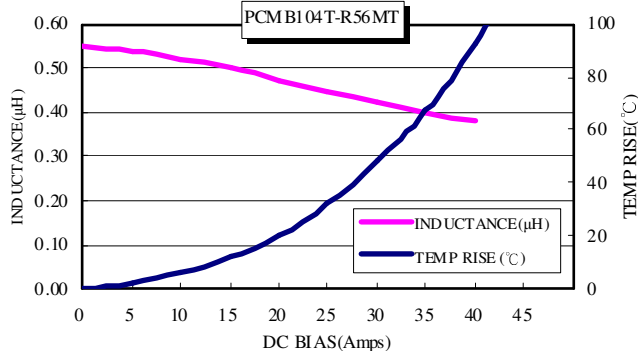
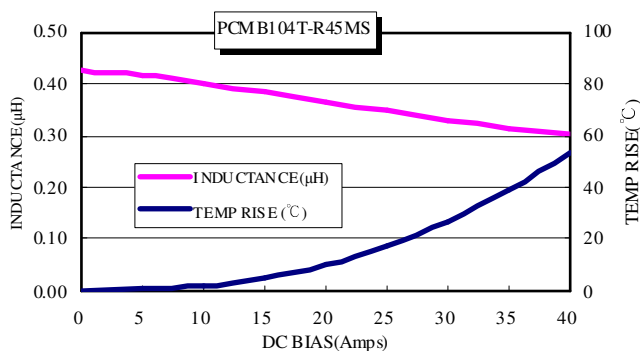
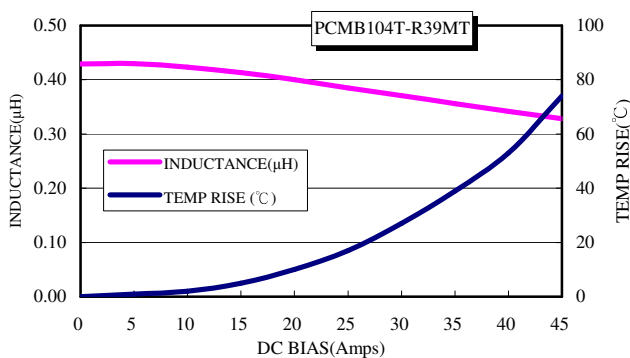
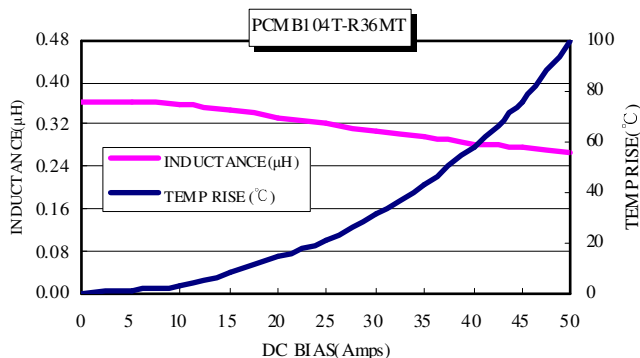
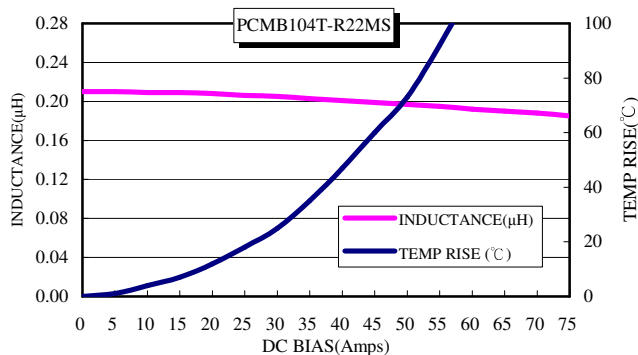
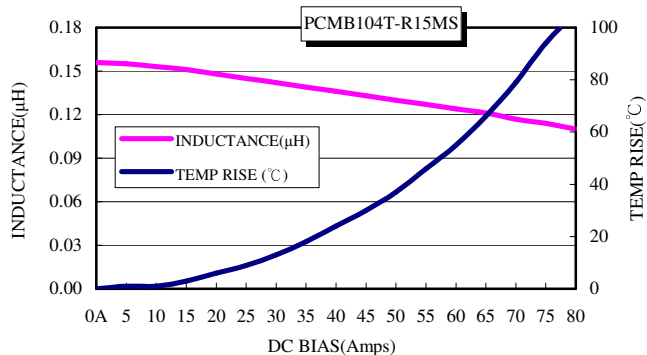
Note 3. : I<sub>sat</sub> : DC current (A) that will cause L<sub>0</sub> to drop approximately 30%

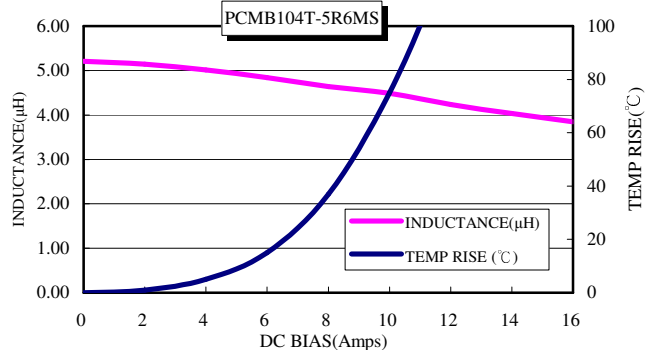
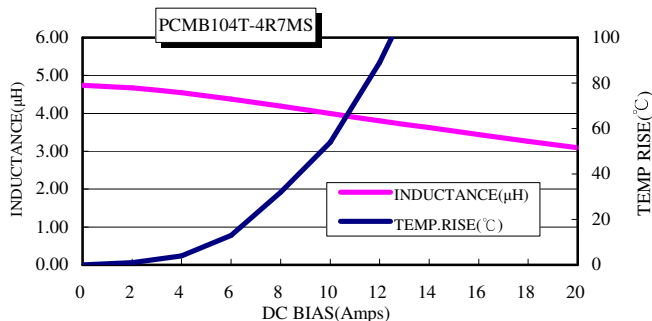
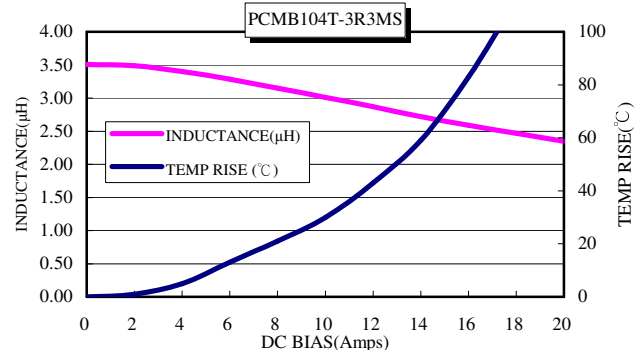
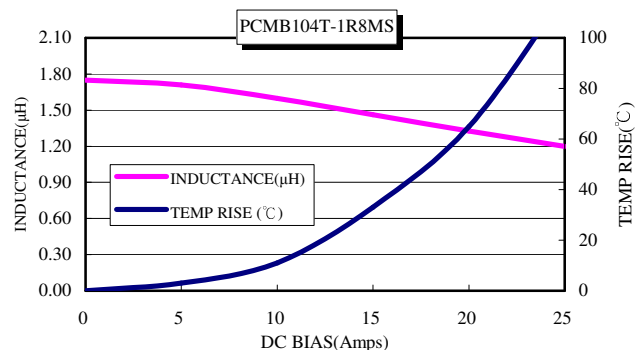
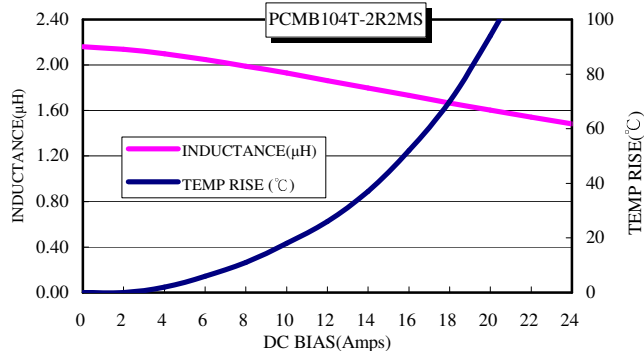
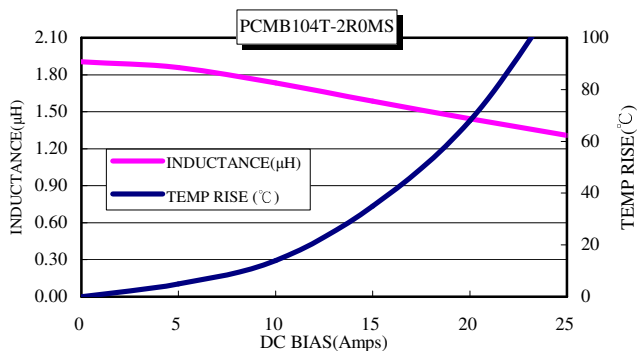
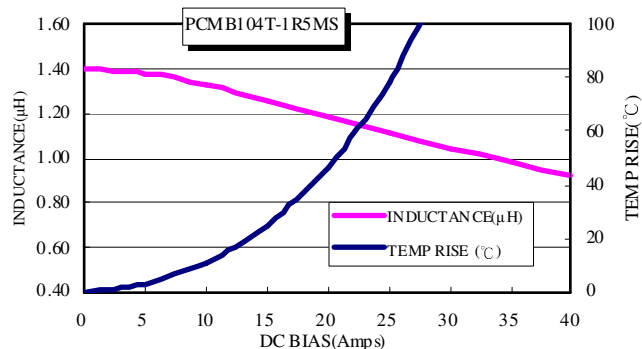
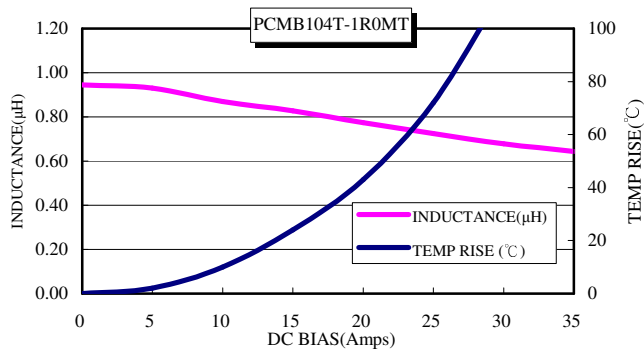
Note 4. : Operating Temperature Range -55°C to + 125°C

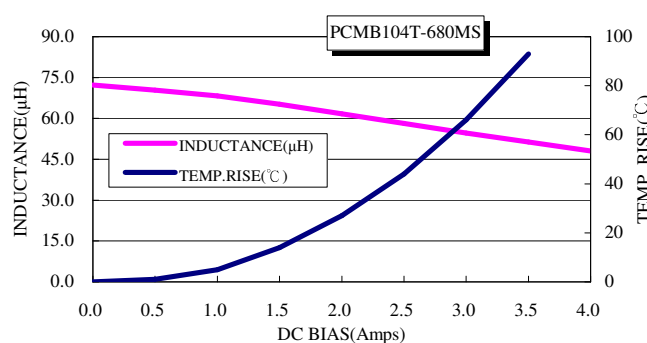
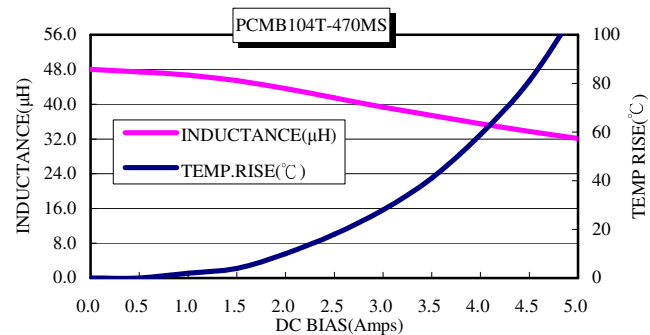
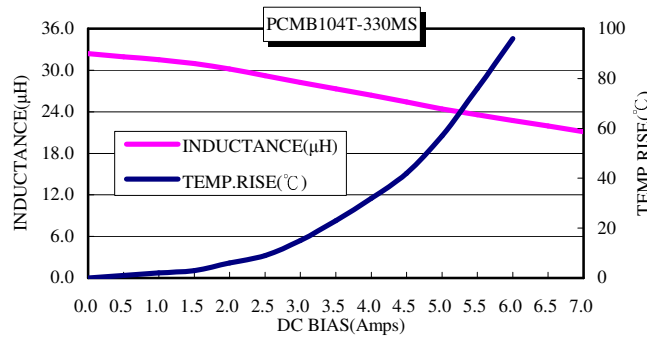
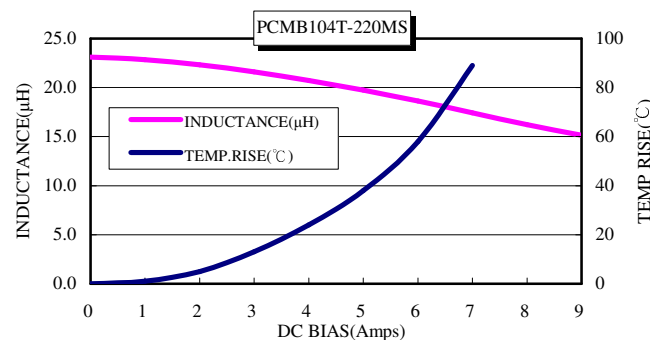
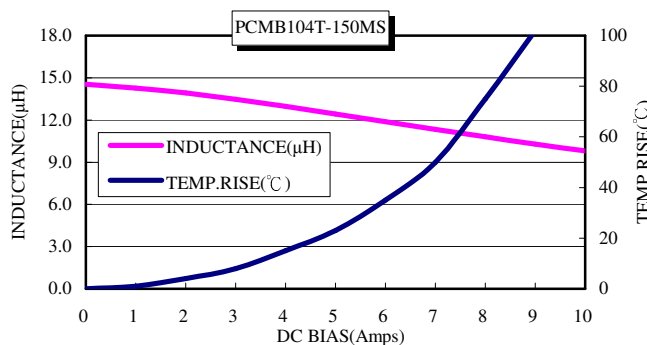
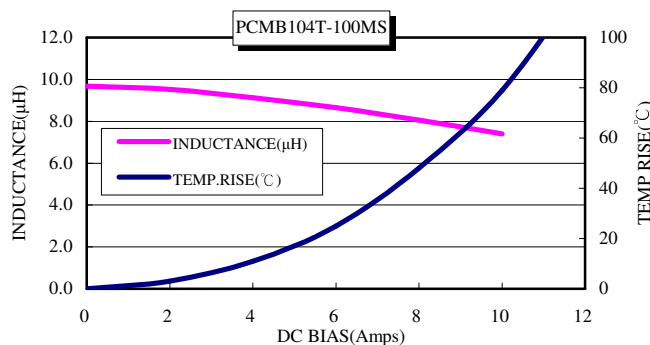
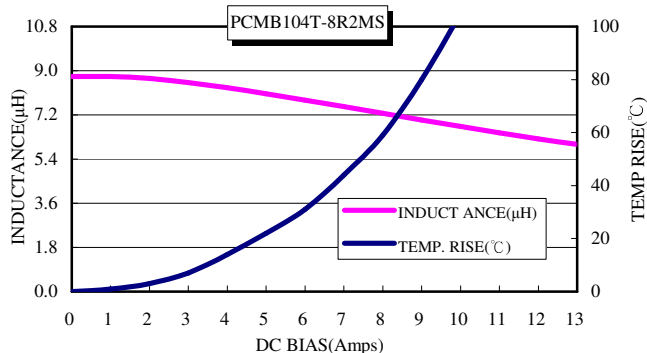
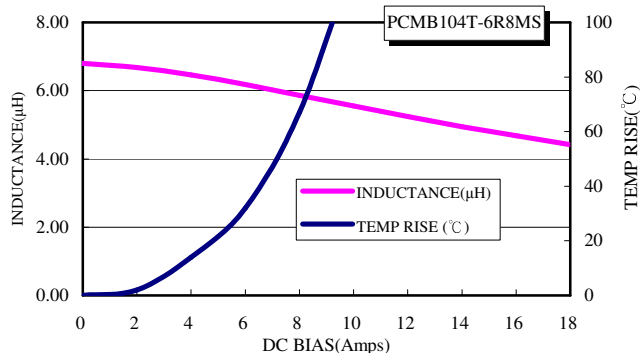
Note 5. : The part temperature (ambient + temp rise ) should not exceed 125°C under worse case operating conditions. Circuit design , component placement, PWB trace size and thickness, airflow and other cooling provision all affect the part temperature. Part temperature should be verified in the end application.

Note 6. : The rated current as listed is either the saturation current or the heating current depending on which value is lower.

### Current Characteristic







## X-ON Electronics

Largest Supplier of Electrical and Electronic Components

*Click to view similar products for [Fixed Inductors](#) category:*

*Click to view products by [Cyntech](#) manufacturer:*

Other Similar products are found below :

[MLZ1608M6R8WTD25](#) [MLZ1608N6R8LT000](#) [MLZ1608N3R3LTD25](#) [MLZ1608N3R3LT000](#) [MLZ1608N150LT000](#)  
[MLZ1608M150WTD25](#) [MLZ1608M3R3WTD25](#) [MLZ1608M3R3WT000](#) [MLZ1608M150WT000](#) [MLZ1608A1R5WT000](#)  
[MLZ1608N1R5LT000](#) [B82432C1333K000](#) [PCMB053T-1R0MS](#) [PCMB053T-1R5MS](#) [PCMB104T-1R5MS](#) [CR32NP-100KC](#) [CR32NP-151KC](#) [CR32NP-180KC](#) [CR32NP-181KC](#) [CR32NP-1R5MC](#) [CR32NP-390KC](#) [CR32NP-3R9MC](#) [CR32NP-680KC](#) [CR32NP-820KC](#)  
[CR32NP-8R2MC](#) [CR43NP-390KC](#) [CR43NP-560KC](#) [CR43NP-680KC](#) [CR54NP-181KC](#) [CR54NP-470LC](#) [CR54NP-820KC](#) [CR54NP-8R5MC](#)  
[MGDQ4-00004-P](#) [MGDU1-00016-P](#) [MHL1ECTTP18NJ](#) [MHL1JCTTD12NJ](#) [PE-51506NL](#) [PE-53601NL](#) [PE-53630NL](#) [PE-53824SNLT](#) [PE-62892NL](#) [PE-92100NL](#) [PG0434.801NLT](#) [PG0936.113NLT](#) [PM06-2N7](#) [PM06-39NJ](#) [HC2LP-R47-R](#) [HC2-R47-R](#) [HC3-2R2-R](#) [HC8-1R2-R](#)