

DO NOT SCALE FROM THIS PRINT

TABLE 1		
LEAD STYLE	"A"	CONTACT
-01	0.090 [2.29]	C-79-01-X
-01-S-RA	N/A	C-79-53-X
-01-D-RA	N/A	C-79-53-X
		C-79-12-X
-01-T-RA	N/A	C-79-53-X
		C-79-12-X
		C-79-12-X
*-01-Q-RA	N/A	ASP-71394-01-X
		ASP-71394-02-X
		ASP-71394-03-X
		ASP-71394-04-X
-02	0.600 [15.24]	C-79-02-X
-03	0.208 [5.28]	C-79-53-X

\* NOT RELEASED

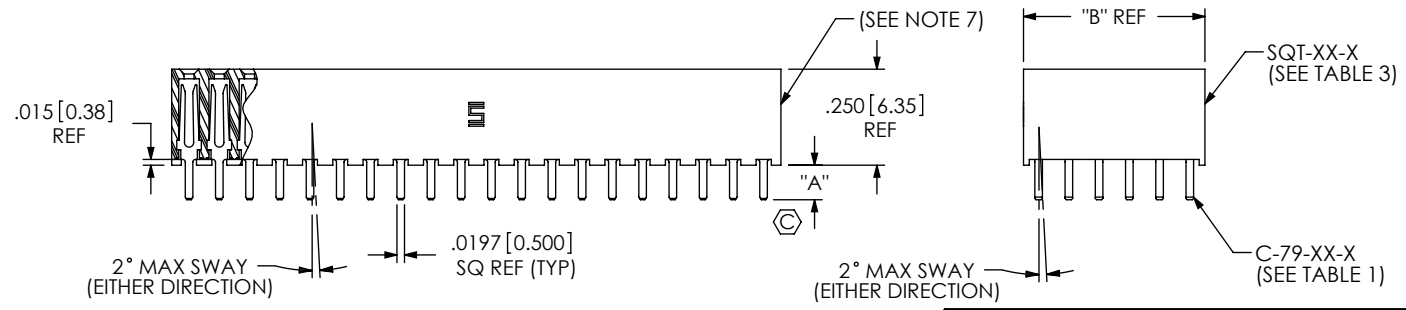



FIG. 1  
SQT-120-01-XX-6 SHOWN

SQT-1XX-XX-XXX-X-XXX-XXX

No OF POSITIONS  
 -02 THRU -50 (PER ROW)  
 -01 (SEE NOTE 3)  
 LEAD STYLE (SEE TABLE 1)  
 PLATING SPECIFICATION  
 -F: 3μ" SELECTIVE GOLD IN CONTACT AREA, MATTE TIN ON TAIL.  
 -L: 10μ" SELECTIVE GOLD IN CONTACT AREA, MATTE TIN ON TAIL.  
 -G: 10μ" SELECTIVE GOLD IN CONTACT AREA, 3μ" SELECTIVE GOLD ON TAIL.  
 -S: 30μ" SELECTIVE GOLD IN CONTACT AREA, MATTE TIN ON TAIL.  
 -H: 30μ" SELECTIVE GOLD IN CONTACT AREA, 3μ" SELECTIVE GOLD ON TAIL.  
 -FM: 3μ" SELECTIVE GOLD IN CONTACT AREA, MATTE TIN ON TAIL.  
 -LM: 10μ" SELECTIVE GOLD IN CONTACT AREA, MATTE TIN ON TAIL.  
 -SM: 30μ" SELECTIVE GOLD IN CONTACT AREA, MATTE TIN ON TAIL.  
 -STL: 30μ" SELECTIVE GOLD IN CONTACT AREA, SnPb ON TAIL.  
 POLARIZATION OPTION  
 -XXX: INDICATES POSITION (SEE NOTE 10)  
 OPTION  
 -RA: RIGHT ANGLE (-01 LEAD STYLE, ROWS -S, -D, -T, -Q ONLY) (NOT AVAILABLE ON 5 & 6 ROWS) (SINGLE, DOUBLE, TRIPLE ROW: SEE FIG. 2, SHT 2) \*QUAD ROW: SEE FIG. 5, SHT 3)  
 \*-SD1: SOLDER DONUT (SEE FIG. 3, SHT 2) (AVAILABLE ON -S, -D, -T, AND -Q ONLY)  
 \*\*-MW: METAL WASHER (SHT 2, SEE FIG. 4) (AVAILABLE ON LEAD STYLES -01 & -03 ONLY) (5 POS MIN, 30 POS MAX, .300 MAX TAIL)  
 ROW SPECIFICATION  
 -S: SINGLE (USE SQT-61-S)  
 -D: DOUBLE (USE SQT-62-D)  
 -T: TRIPLE (USE SQT-62-T)  
 -Q: QUAD (USE SQT-62-Q)  
 -5: FIVE ROW (USE SQT-62-5)  
 -6: SIX ROW (USE SQT-62-6)  
 \* = NOT RELEASED FOR PRODUCTION  
 \*\* = MW OPTION, DO NOT DESIGN IN, SAMTEC WILL ONLY SUPPORT EXISTING BUSINESS 02/06/2002

NOTES:

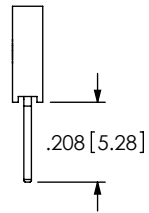
1. Ⓞ REPRESENTS A CRITICAL DIMENSION.
2. MINIMUM CONTACT RETENTION: .5 LB
3. -01 POSITION OFFERED FOR SINGLE ROW & ONLY FOR -S, -D, -T & -Q ROWS RIGHT ANGLE ONLY.
4. -01, -02, & -03 & ONLY FOR -S, -D, -T & -Q ROWS POSITIONS TO BE LAYER PACKAGED.
5. STOCK 62 POSITION FOR -D AND 61 POSITION FOR -S, -01 LEAD STYLE ONLY. TO BE CUT TO POSITION FOR CUSTOMER.
6. MAXIMUM BURR: .005[0.13]
7. ENDWALL AFTER CUTTING: .033[0.84]±.004[0.10]
8. MAXIMUM CUT FLASH: .020[0.50]
9. MAXIMUM HEIGHT VARIATION: .005[0.13]
10. INSERT PK-07-N INTO SPECIFIED POSITION AND BREAK OFF TAB.

TABLE 3		
ROW SPEC.	BODY	"B"
-S	SQT-61-S	0.0787 [2.000]
-D	SQT-62-D	0.1575 [4.000]
-T	SQT-62-T	0.2362 [6.000]
-Q	SQT-62-Q	0.3150 [8.000]
-5	SQT-62-5	0.3937 [10.000]
-6	SQT-62-6	0.4724 [12.000]

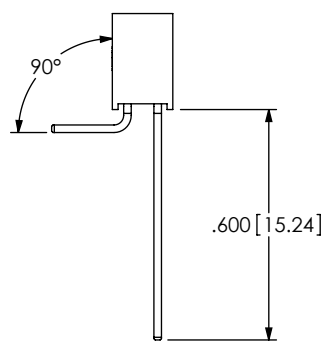


UNLESS OTHERWISE SPECIFIED, DIMENSIONS ARE IN INCHES. TOLERANCES ARE: DECIMALS ANGLES .XX: ±.01 [.3] .XXX: ±.005 [.13] .XXXX: ±.0020 [.051]	PROPRIETARY NOTE THIS DOCUMENT CONTAINS INFORMATION CONFIDENTIAL AND PROPRIETARY TO SAMTEC, INC. AND SHALL NOT BE REPRODUCED OR TRANSFERRED TO OTHER DOCUMENTS OR DISCLOSED TO OTHERS OR USED FOR ANY PURPOSE OTHER THAN THAT WHICH IT WAS OBTAINED WITHOUT THE EXPRESSED WRITTEN CONSENT OF SAMTEC, INC.	520 PARK EAST BLVD, NEW ALBANY, IN 47150 PHONE: 812-944-6733 FAX: 812-948-5047 e-Mail: info@SAMTEC.com code 55322
MATERIAL: DO NOT SCALE DRAWING SHEET SCALE: 2:1 INSULATOR: LCP, UL 94 VO, COLOR: BLACK CONTACT: PHOS BRONZE MAX BOW ALLOWED: .004[.10] IN/IN	DESCRIPTION: 2MM SOCKET STRIP ASSEMBLY	
DWG. NO. SQT-1XX-XX-XXX-X-XXX-XXX		BY: BRATCHER 07/24/1995 SHEET 1 OF 4

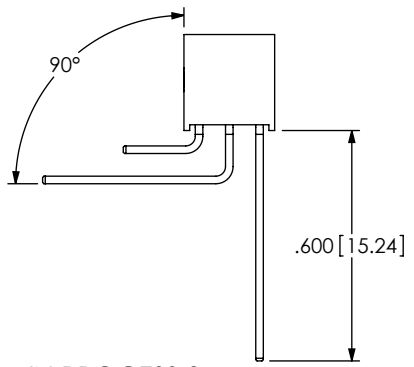
REVISION BQ



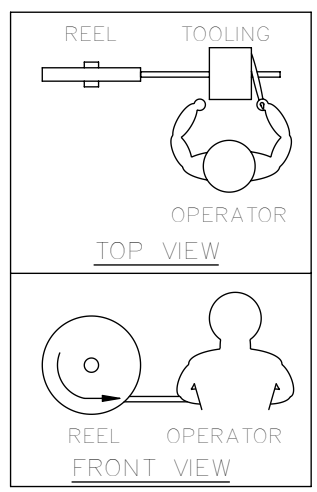
IN PROCESS 1  
(LEAD STYLE -01-S,D,T-RA)



IN PROCESS 2  
(LEAD STYLE -01-D,T-RA)



IN PROCESS 3  
(LEAD STYLE -01-T-RA)



WASHER REEL ASSEMBLY  
ORIENTATION VIEW

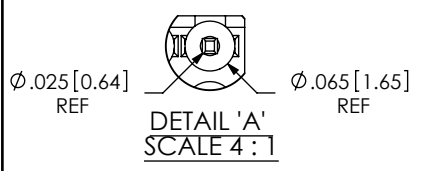
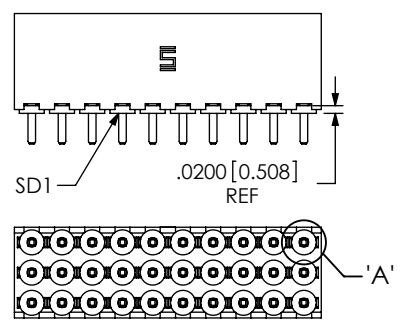


FIG 3  
\*SD1: SOLDER DONUT  
(ONE PER POSITION)  
(ROW STYLE -S,-D,-T & -Q ONLY)  
\*NOT ENGINEERING APPROVED

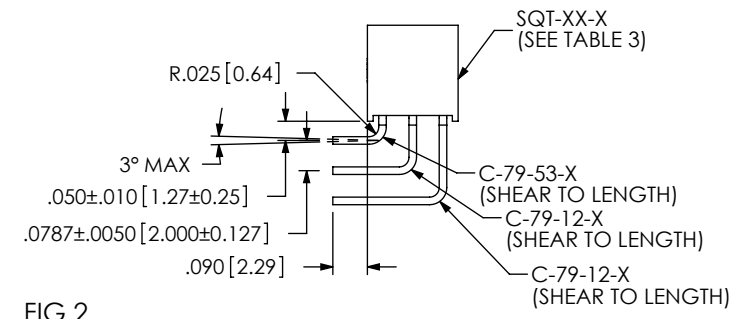
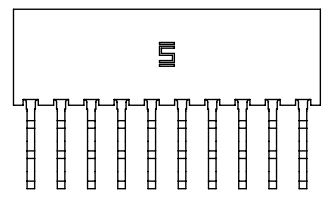
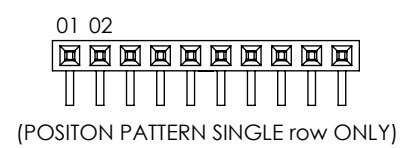
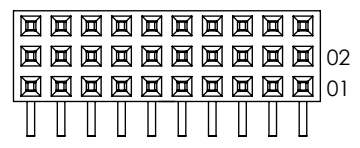


FIG 2  
-RA: RIGHT ANGLE  
(LEAD STYLE -01-D,T)

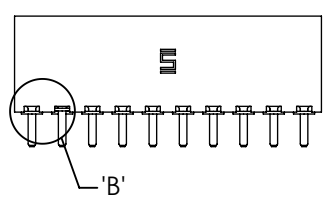
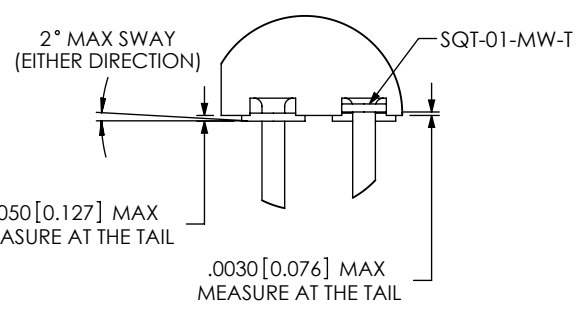


FIG 4  
\*\*-MW: METAL WASHER  
(ONE PER POSITION)  
(AVAILABLE ON LEADSTYLES -01 & -03 ONLY  
(5 POS MIN, 30 POS MAX)  
\*\*-MW OPION, DO NOT DESIGN IN. SAMTEC WILL  
ONLY SUPPORT EXISTING BUSINESS 2/06/02.



DETAIL 'B'  
SCALE 6:1

PROPRIETARY NOTE  
THIS DOCUMENT CONTAINS INFORMATION  
CONFIDENTIAL AND PROPRIETARY TO  
SAMTEC, INC. AND SHALL NOT BE REPRODUCED  
OR TRANSFERRED TO OTHER DOCUMENTS OR  
DISCLOSED TO OTHERS OR USED FOR ANY  
PURPOSE OTHER THAN THAT WHICH IT WAS  
OBTAINED WITHOUT THE EXPRESSED WRITTEN  
CONSENT OF SAMTEC, INC.

DO NOT SCALE DRAWING  
SHEET SCALE: 2:1

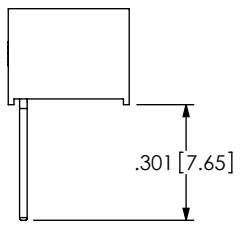


DESCRIPTION:  
2MM SOCKET STRIP ASSEMBLY

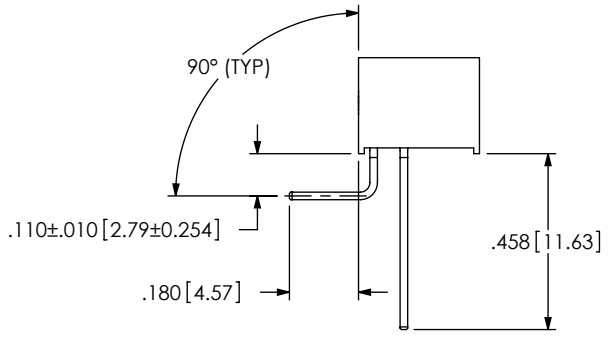
DWG. NO.  
SQT-1XX-XX-XXX-X-XXX-XXX

BY: BRATCHER 07/24/1995 SHEET 2 OF 4

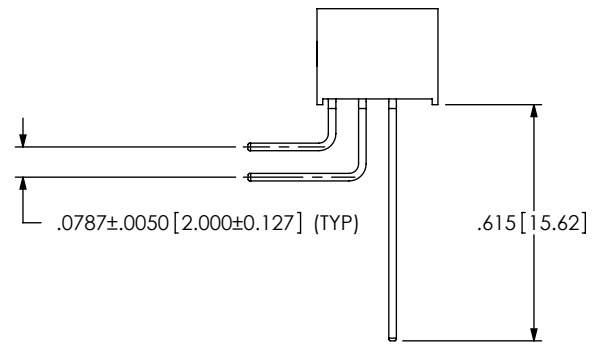
REVISION BQ



IN PROCESS 1  
-RA: RIGHT ANGLE  
(-01 LEAD STYLE -Q ROW ONLY)



IN PROCESS 2  
-RA: RIGHT ANGLE  
(-01 LEAD STYLE -Q ROW ONLY)



IN PROCESS 3  
-RA: RIGHT ANGLE  
(-01 LEAD STYLE -Q ROW ONLY)

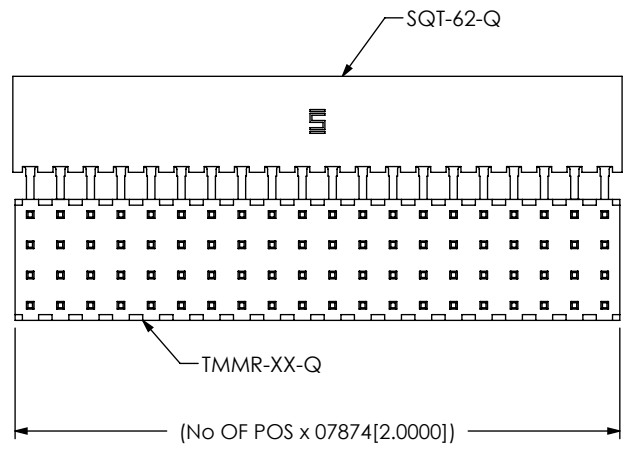
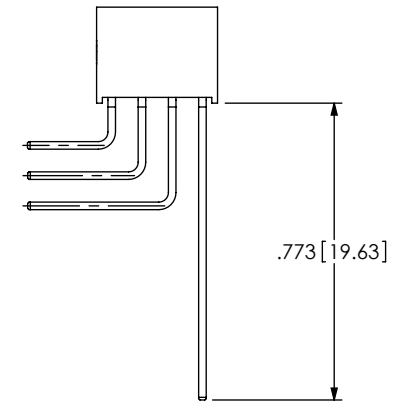
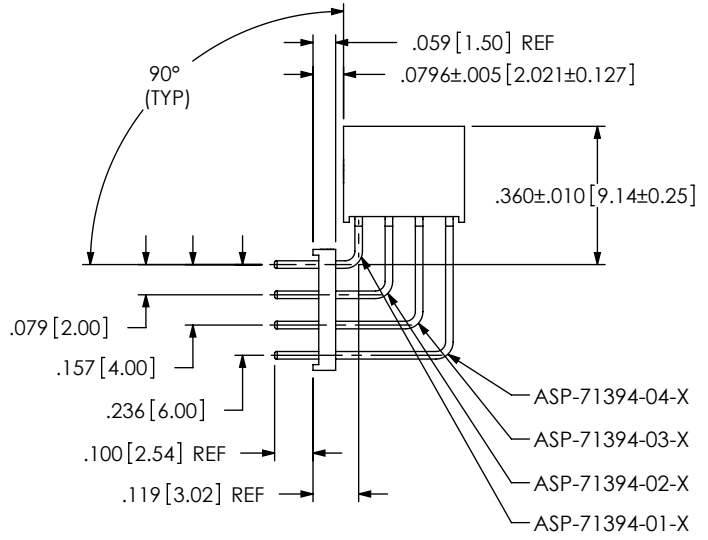


FIG 5  
-RA: RIGHT ANGLE  
(-01 LEAD STYLE -Q ROW ONLY)



IN PROCESS 4  
-RA: RIGHT ANGLE  
(-01 LEAD STYLE -Q ROW ONLY)

PROPRIETARY NOTE  
THIS DOCUMENT CONTAINS INFORMATION  
CONFIDENTIAL AND PROPRIETARY TO  
SAMTEC, INC. AND SHALL NOT BE REPRODUCED  
OR TRANSFERRED TO OTHER DOCUMENTS OR  
DISCLOSED TO OTHERS OR USED FOR ANY  
PURPOSE OTHER THAN THAT WHICH IT WAS  
OBTAINED WITHOUT THE EXPRESSED WRITTEN  
CONSENT OF SAMTEC, INC.

DO NOT SCALE DRAWING  
SHEET SCALE: 2:1

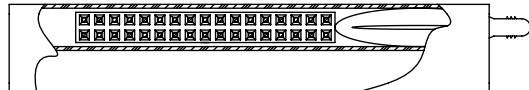
**samtec**  
520 PARK EAST BLVD, NEW ALBANY, IN 47150  
PHONE: 812-944-6733 FAX: 812-948-5047  
e-Mail: info@SAMTEC.com code 55322

DESCRIPTION:  
2MM SOCKET STRIP ASSEMBLY

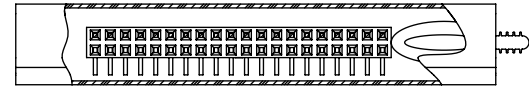
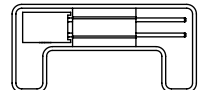
DWG. NO.  
**SQT-1XX-XX-XXX-X-XXX-XXX**

BY: BRATCHER 07/24/1995 SHEET 3 OF 4

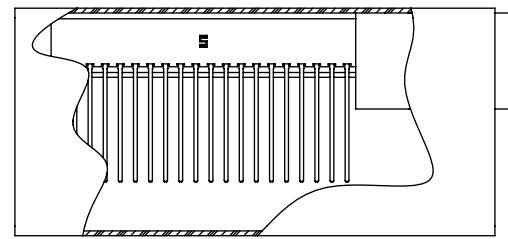
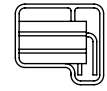
PACKAGING VIEWS



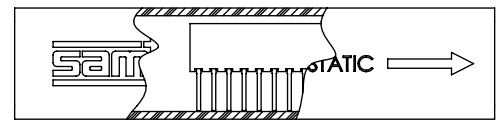
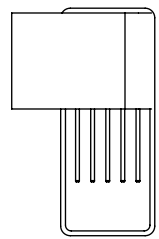
SQT-1XX-01-XX-D-RA SHOWN  
(LOCATE PLUG AS SHOWN)  
(SEE TABLE 2)



SQT-1XX-02-XX-D  
(LOCATE PLUG AS SHOWN)  
(SEE TABLE 2)



SQT-1XX-05-XX-X  
(LOCATE PLUG AS SHOWN)  
(SEE TABLE 2)



SQT-1XX-03-XX-6 SHOWN  
(SEE TABLE 2)

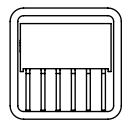


TABLE 2			
ROW SPEC.	No. OF POS	PKG TUBE	TUBE PLUG
-03-S	04-50	PT-1-24-06-17	TP-24
-02-S	05-50	PT-1-24-10-03	TP-03
-01-S-RA	04-50	PT-1-24-01-43	TP-24
-01-D	04-50	PT-1-24-02-17	TP-09
-02-D	04-50	PT-1-24-01-34	TP-07
-03-D	04-50	PT-1-24-01-22	TP-03
-01-D-RA	04-50	PT-1-24-01-45	TP-03
-01-T	04-50	PT-1-24-05-09	TP-07
-02-T	04-50	PT-1-24-01-102	TP-07
-03-T	04-50	PT-1-24-08-15	TP-07
-01-Q	04-50	PT-1-24-15-29	TP-07
-02-Q	04-50	PT-1-24-02-51	TP-13
-03-Q	04-50	PT-1-24-16-29	TP-07
-01-T-RA	04-50	PT-1-24-06-40	TP-07
-01-S	04-50	PT-1-24-05-15	TP-24
-03-05	ALL	PT-1-24-01-08	TP-13
-02-5	ALL	PT-1-24-01-56	TP-31
-01-6	ALL	PT-1-24-01-52	TP-07
-02-6	ALL	PT-1-25-03-28	TP-13
-03-6	ALL	PT-1-24-01-08	TP-13
-01-5	ALL	PT-1-24-09F-109	TP-07
-01-5, -02-5, -03-5	-02 THRU -14	LAYER PACKAGING	
-S, -D, -T, -Q	-02 & -03	LAYER PACKAGING	

**PROPRIETARY NOTE**  
THIS DOCUMENT CONTAINS INFORMATION CONFIDENTIAL AND PROPRIETARY TO SAMTEC, INC. AND SHALL NOT BE REPRODUCED OR TRANSFERRED TO OTHER DOCUMENTS OR DISCLOSED TO OTHERS OR USED FOR ANY PURPOSE OTHER THAN THAT WHICH IT WAS OBTAINED WITHOUT THE EXPRESSED WRITTEN CONSENT OF SAMTEC, INC.

DO NOT SCALE DRAWING

SHEET SCALE: 1:1



520 PARK EAST BLVD, NEW ALBANY, IN 47150  
PHONE: 812-944-6733 FAX: 812-948-5047  
e-Mail info@SAMTEC.com code 55322

DESCRIPTION: 2MM SOCKET STRIP ASSEMBLY

DWG. NO. SQT-1XX-XX-XXX-X-XXX-XXX

BY: BRATCHER 07/24/1995 SHEET 4 OF 4

## X-ON Electronics

Largest Supplier of Electrical and Electronic Components

*Click to view similar products for [Headers & Wire Housings](#) category:*

*Click to view products by [Samtec](#) manufacturer:*

Other Similar products are found below :

[95000-104TRLF](#) [10135584-644402LF](#) [DF62W-EP2022PCA](#) [95000-106TRLF](#) [DF62W-2022SCA](#) [DF62W-EP2022PC](#) [2203348](#) [DF62W-2022SC](#) [1084018](#) [1029039](#) [1084017](#) [802-10-012-10-002000](#) [1112640](#) [1112639](#) [000-34000](#) [0009482033](#) [0009507031](#) [57102-S06-03LF](#) [57202-S52-04LF](#) [PCN6-15S-2.5E](#) [0039019024](#) [58102-G61-06LF](#) [582553-1](#) [0009508121](#) [0022285053](#) [0050291907](#) [018731A](#) [LY20-4P-DT1-P1E-BR](#) [02.125.8002.8](#) [60101931](#) [60598-1 \(Cut Strip\)](#) [M1625-3R/100](#) [61062-3](#) [61082-181009](#) [636-1427](#) [638009-1](#) [641938-9](#) [641991-4](#) [644168-1](#) [647662-1](#) [65039-019ELF](#) [65817-002LF](#) [65817-015LF](#) [65863-015LF](#) [66207-023LF](#) [67016-026LF](#) [67046-001LF](#) [67095-007LF](#) [67230-005LF](#) [68002-116](#)