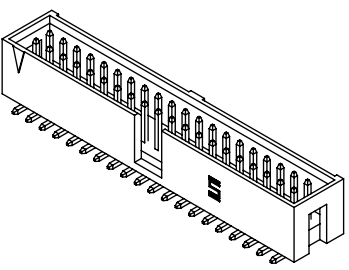


REVISION Q

DO NOT SCALE FROM THIS PRINT

NOTES:

1. $\text{\textcircled{C}}$ REPRESENTS A CRITICAL DIMENSION.
2. ASSEMBLE GOLD PLATED END AS SHOWN.
3. TERMINAL PUSHOUT FORCE: 2 LBS BEFORE HEAT.
4. TERMINALS TO BE FLUSH TO .010[.25] BELOW TOP OF SHROUD.



HTSS-1XX-01-XX-DV-XX-XX

- No OF POSITIONS**
-02 THRU -36 (PER ROW)
- LEAD STYLE**
-01: SURFACE MOUNT (USE T-1S6-08-XX-2)
- PLATING SPECIFICATION**
-T: TIN (USE T-1S6-08-T-2)
-S: SELECTIVE GOLD (USE T-1S6-08-S-2)
-L: LIGHT SELECTIVE GOLD (USE T-1S6-08-L-2)
-TM: MATTE TIN (USE T-1S6-08-T-2)
-SM: SELECTIVE GOLD, MATTE TIN TAIL (USE T-1S6-08-S-2)
-LM: LIGHT GOLD, MATTE TIN TAIL (USE T-1S6-08-L-2)
-H: HEAVY GOLD (USE T-1S6-08-H-2)
- POLARIZATION OPTION**
-XX: INDICATES POSITION OMITTED
- OPTION**
-A: ALIGNMENT PIN (* ASO OPTION) (FIG. 3 SHT. 2)
-P: PICK & PLACE PAD (USE PPP-22)
-TR: TAPE & REEL (POSITIONS -02 THRU -25 ONLY)
- ROW SPECIFICATION**
-DV: DOUBLE VERTICAL (USE HTSS-XX-D)

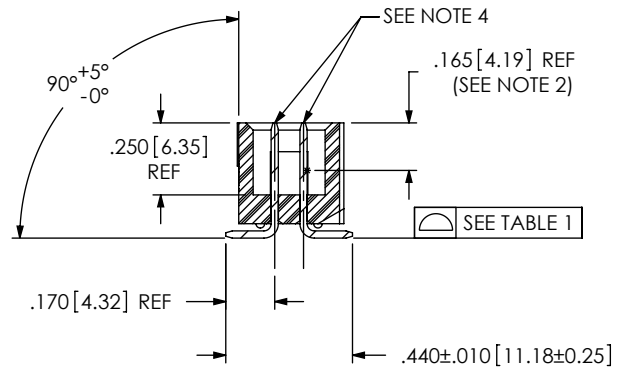
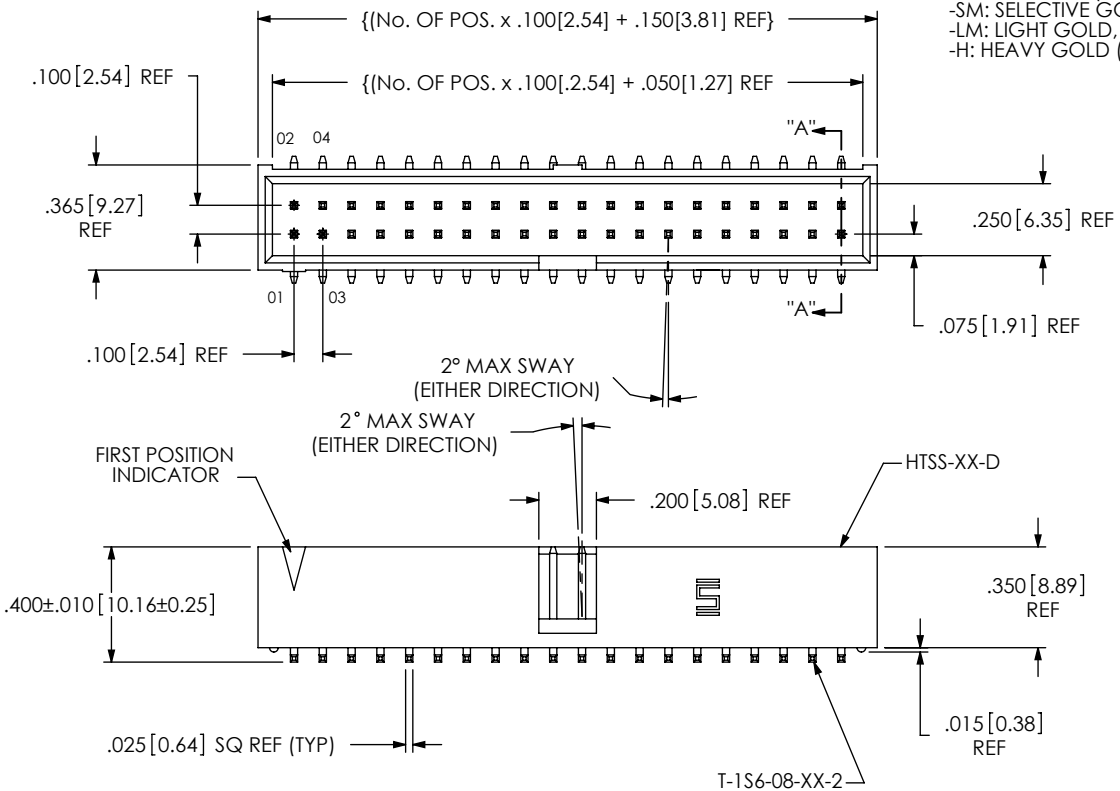
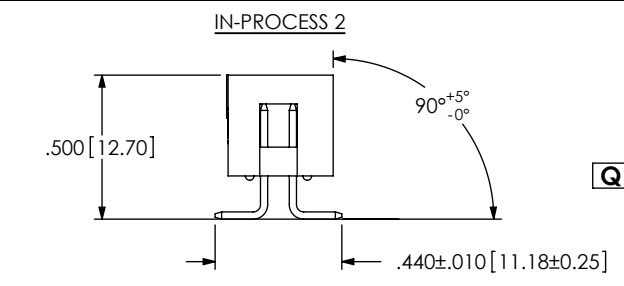
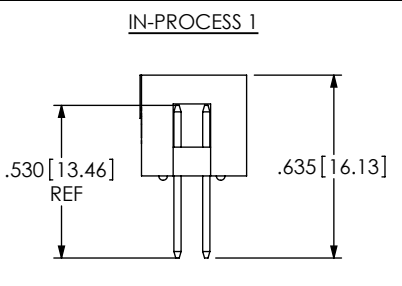


TABLE 1	
POSITIONS	COPLANARITY
-02 THRU -15	.0040[.102]
-16 THRU -36	.0060[.152]



UNLESS OTHERWISE SPECIFIED, DIMENSIONS ARE IN INCHES.
TOLERANCES ARE:
DECIMALS ANGLES
.XX: ±.01 [.3] 2°
.XXX: ±.005 [.13]
.XXXX: ±.0020 [.051]

PROPRIETARY NOTE
THIS DOCUMENT CONTAINS INFORMATION CONFIDENTIAL AND PROPRIETARY TO SAMTEC, INC. AND SHALL NOT BE REPRODUCED OR TRANSFERRED TO OTHER DOCUMENTS OR DISCLOSED TO OTHERS OR USED FOR ANY PURPOSE OTHER THAN THAT WHICH IT WAS OBTAINED WITHOUT THE EXPRESSED WRITTEN CONSENT OF SAMTEC, INC.

MATERIAL: DO NOT SCALE DRAWING SHEET SCALE: 1.5:1
INSULATOR: PRIMARY, ZENITE 5145L ALTERNATE, NONE
COLOR: NATURAL
TERMINAL: PHOS BRONZE

F:\DWG\MISC\MKTG\HTSS-1XX-01-XX-DV-XX-MKT.SLDDRW

samtec
520 PARK EAST BLVD. NEW ALBANY, IN 47150
PHONE: 812-944-6733 FAX: 812-948-5047
e-Mail: info@SAMTEC.com code: 55322

DESCRIPTION: HIGH TEMP TOP SHROUD

DWG. NO. HTSS-1XX-01-XX-DV-XX-XX

BY: T. WERNE 07/14/2001 SHEET 1 OF 2

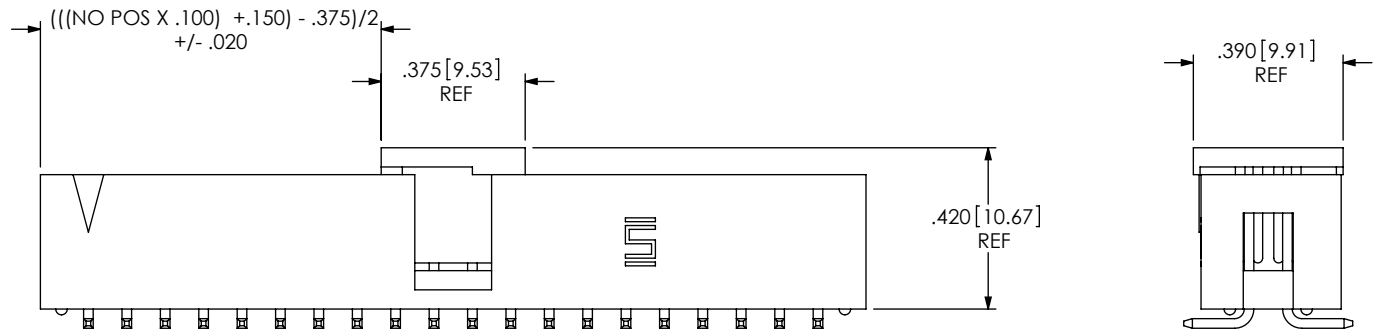


FIG. 2

-P: PICK & PLACE PAD OPTION
(SAME AS FIG. 1 UNLESS OTHERWISE STATED)

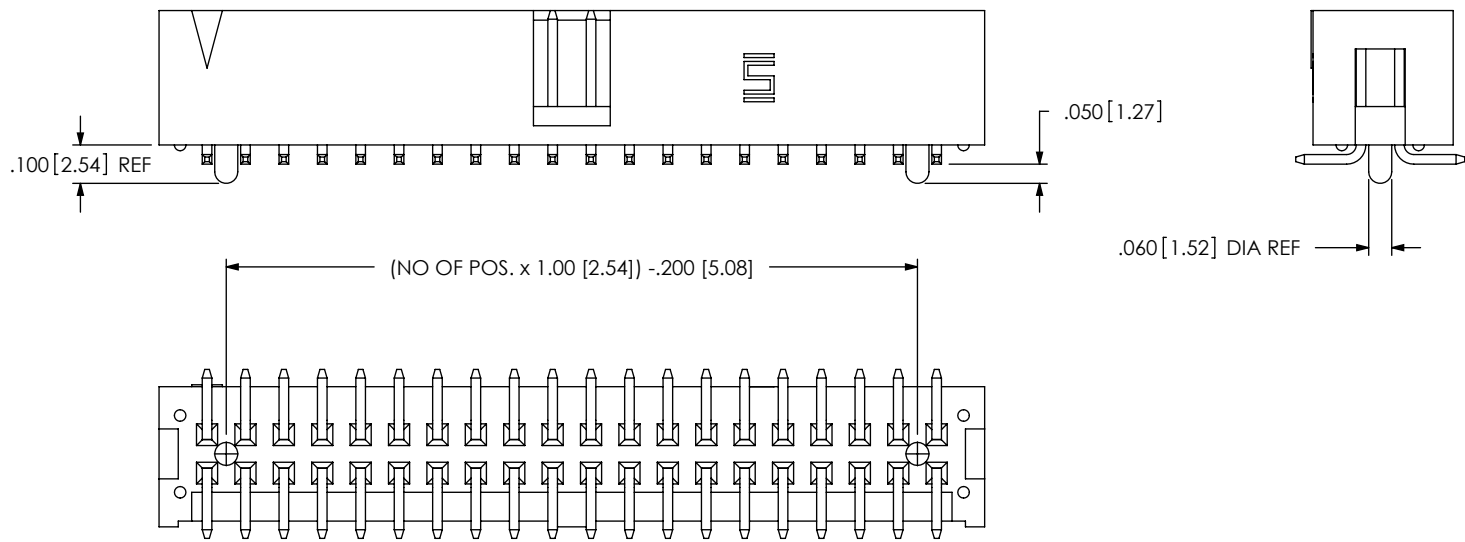
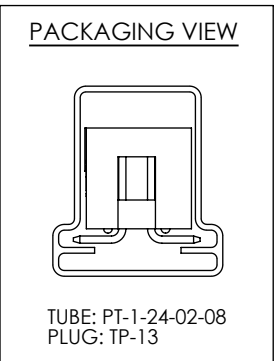


FIG. 3

-A: ALIGNMENT PIN OPTION
(SAME AS FIG. 1 UNLESS OTHERWISE STATED)



PROPRIETARY NOTE
THIS DOCUMENT CONTAINS INFORMATION CONFIDENTIAL AND PROPRIETARY TO SAMTEC, INC. AND SHALL NOT BE REPRODUCED OR DISCLOSED TO OTHERS OR USED FOR ANY PURPOSE OTHER THAN THAT WHICH IT WAS OBTAINED WITHOUT THE EXPRESSED WRITTEN CONSENT OF SAMTEC, INC.

samtec
520 PARK EAST BLVD, NEW ALBANY, IN 47150
PHONE: 812-944-6733 FAX: 812-948-5047
e-Mail: info@SAMTEC.com code: 55322

DO NOT SCALE DRAWING

SHEET SCALE: 1.5:1

DESCRIPTION: HIGH TEMP TOP SHROUD

DWG. NO. HTSS-1XX-01-XX-DV-XX-XX

BY: T. WERNE 07/14/2001 SHEET 2 OF 2

X-ON Electronics

Largest Supplier of Electrical and Electronic Components

Click to view similar products for [Headers & Wire Housings](#) category:

Click to view products by [Samtec](#) manufacturer:

Other Similar products are found below :

[95000-104TRLF](#) [10135584-644402LF](#) [DF62W-EP2022PCA](#) [95000-106TRLF](#) [DF62W-2022SCA](#) [DF62W-EP2022PC](#) [2203348](#) [DF62W-2022SC](#) [1084018](#) [1029039](#) [1084017](#) [802-10-012-10-002000](#) [1112640](#) [1112639](#) [000-34000](#) [0009482033](#) [0009507031](#) [57102-S06-03LF](#) [57202-S52-04LF](#) [PCN6-15S-2.5E](#) [0039019024](#) [58102-G61-06LF](#) [582553-1](#) [0009508121](#) [0022285053](#) [0050291907](#) [018731A](#) [LY20-4P-DT1-P1E-BR](#) [02.125.8002.8](#) [60101931](#) [60598-1 \(Cut Strip\)](#) [M1625-3R/100](#) [61062-3](#) [61082-181009](#) [636-1427](#) [638009-1](#) [641938-9](#) [641991-4](#) [644168-1](#) [647662-1](#) [65039-019ELF](#) [65817-002LF](#) [65817-015LF](#) [65863-015LF](#) [66207-023LF](#) [67016-026LF](#) [67046-001LF](#) [67095-007LF](#) [67230-005LF](#) [68002-116](#)