




CMOS/ 1.8V, 2.5V, 3.3V, 5.0V / 2.0×1.6, 2.5×2.0, 3.2×2.5, 5.0×3.2, 7.0×5.0mm



RoHS Compliant

Features

- Frequency Range 1.5 to 160MHz
- CMOS output
- Wide Supply Voltage
 - 1.6 to 3.63V (Ver.E)
 - 2.5,3.3,5.0V(Ver.N)
- Low current consumption
- Option: Low Phase Noise Version

Applications

- Consumer/ Networking/ Industrial/ Audio Codec/ Amuse

How to Order

KC2520K 25.0000 C **00**
 ① ② ③ ④ ⑤ ⑥ ⑦

- ① Series
- ② Output Frequency (25.0000: 25MHz)
- ③ Output Type (C: CMOS)
- ④ Supply Voltage
 - Standard : Version E
 - 1 : 1.8V/ 2.5V/ 3.3V compatible
 - 2 : 2.5V/ 3.3V compatible
 - Low Phase Noise : Version N
 - 2 : 2.5V
 - 3 : 3.3V
 - 5 : 5.0V
- ⑤ Frequency Tolerance (See Table 1)
- ⑥ Symmetry/ INH Function
 - E : 45/ 55%, Stand-by
 - N : 45/ 55%, Stand-by
- ⑦ Individual Specification (STD Specification is "00")

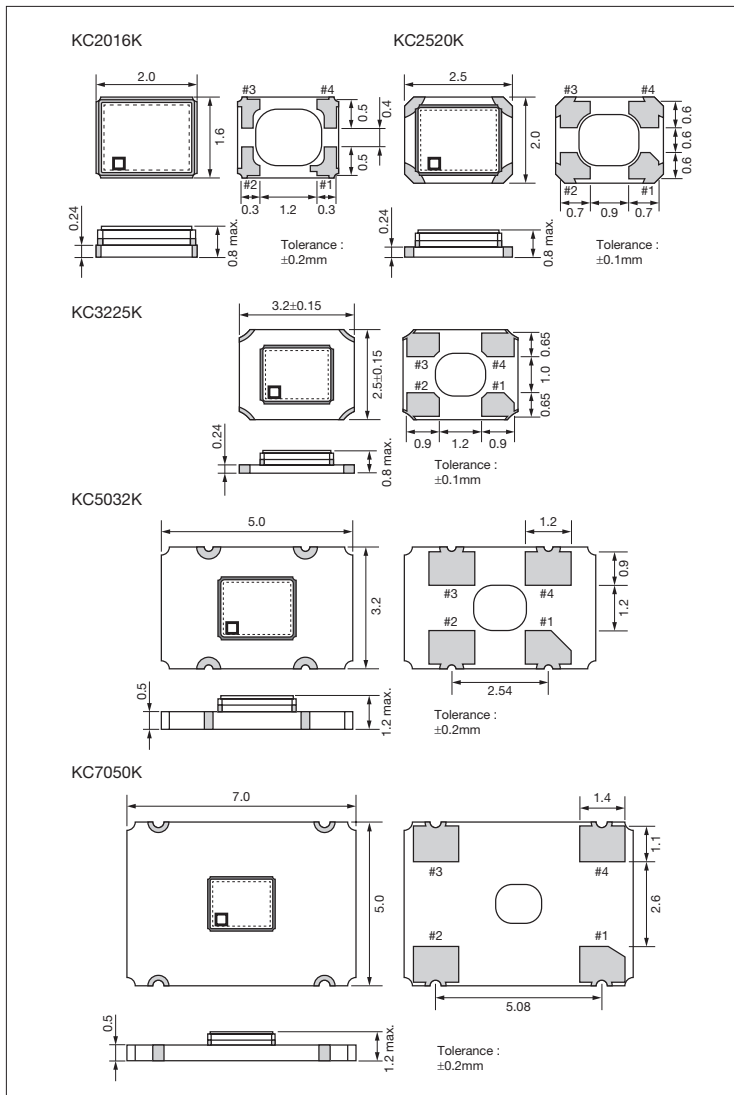
Packaging Tape & Reel
 KC7050K/ KC5032K
 : 1000 pcs/ reel
 KC3225K/ KC2520K/ KC2016K
 : 2000 pcs/ reel

Table 1

Freq. Tol. Code	Tol. × 10 ⁻⁶	Operating Temperature Range (°C)	Note
0	± 50	-10 to +70	Standard specifications
S	± 30		
U	± 25	-40 to +85	With only certain frequencies
G	± 50		
6	± 50		

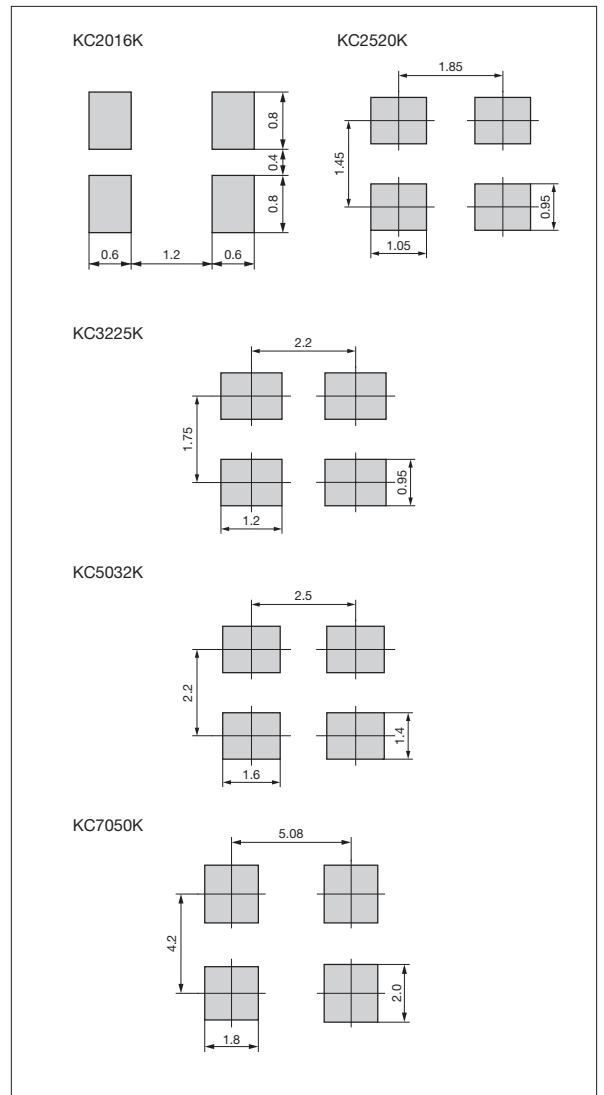
Dimensions

(Unit: mm)



Recommended Land Pattern

(Unit: mm)





CMOS/ 1.8V, 2.5V, 3.3V, 5.0V / 2.0×1.6, 2.5×2.0, 3.2×2.5, 5.0×3.2, 7.0×5.0mm

Specifications

Item	Symbol	Conditions		Version E (Standard)		Version N (Low Phase Noise)		Units			
				Min.	Max.	Min.(codeU)	Max.(codeU)				
Output Frequency Range ^{Note1}	fo			1.5	160	1.5	80	MHz			
Frequency Tolerance	f _{tol}	Initial tolerance, Operating temperature range, Rated power supply voltage change, Load change, Aging (1 year @25°C), Shock and vibration	Op. Temp.: -10 to +70°C / -40 to +85°C / -40 to +105°C	-50	+50	-50	+50	× 10 ⁻⁶			
			Op. Temp.: -10 to +70°C	-30	+30	-30	+30				
			Op. Temp.: -10 to +70°C	-25	+25	-25	+25				
Frequency Aging	f _{age}	@25°C First year		-3	+3	-3	+3	×10 ⁻⁶ /y			
Storage Temperature Range	T _{stg}			-55	+125	-55	+125	°C			
Operating Temperature Range	T _{use}			-10	+70	-10	+70	°C			
				-40	+85	-40	+85				
				-40	+105	-40	+105				
Max. Supply Voltage	—			-0.3	+4.0	-0.3	+7.0	V			
Supply Voltage	V _{cc}	Code ④ : 1/ E : 1.5≤F0≤125MHz		+1.60	+3.63	—	—	V			
		Code ④ : 2/ E : 125<F0≤160MHz		+2.25	+3.63	—	—				
		Code ④ : 2/ N : 1.5≤F0≤80MHz		—	—	+2.25(+2.38)	+2.75(+2.62)				
		Code ④ : 3/ N : 1.5≤F0≤80MHz		—	—	+2.97(+3.14)	+3.63(+3.46)				
		Code ④ : 5/ N : 1.5≤F0≤80MHz		—	—	+4.5(+4.75)	+5.5(+5.25)				
Current Consumption (Maximum Loaded)	I _{cc}	1.5≤F0<24MHz	E : 1.6≤V _{cc} ≤2.25V	—	2.5	—	—	mA			
			E : 2.25<V _{cc} ≤2.8V / N : 2.25≤V _{cc} ≤2.75V	—	3.0	—	4				
			E : 2.8<V _{cc} ≤3.63V / N : 2.97≤V _{cc} ≤3.63V	—	3.5	—	6				
			N : 4.50≤V _{cc} ≤5.50V	—	—	—	24				
		24≤F0≤40MHz	E : 1.6≤V _{cc} ≤2.25V	—	3.5	—	—				
			E : 2.25<V _{cc} ≤2.8V / N : 2.25≤V _{cc} ≤2.75V	—	4.5	—	5				
			E : 2.8<V _{cc} ≤3.63V / N : 2.97≤V _{cc} ≤3.63V	—	5.0	—	7				
			N : 4.50≤V _{cc} ≤5.50V	—	—	—	24				
		40<F0≤62.5MHz	E : 1.6≤V _{cc} ≤2.25V	—	5.0	—	—				
			E : 2.25<V _{cc} ≤2.8V / N : 2.25≤V _{cc} ≤2.75V	—	5.5	—	8				
			E : 2.8<V _{cc} ≤3.63V / N : 2.97≤V _{cc} ≤3.63V	—	6.0	—	11				
			N : 4.50≤V _{cc} ≤5.50V	—	—	—	24				
		62.5<F0≤80MHz	E : 1.6≤V _{cc} ≤2.25V	—	6.0	—	—				
			E : 2.25<V _{cc} ≤2.8V / N : 2.25≤V _{cc} ≤2.75V	—	6.5	—	14				
			E : 2.8<V _{cc} ≤3.63V / N : 2.97≤V _{cc} ≤3.63V	—	8.0	—	18				
			N : 4.50≤V _{cc} ≤5.50V	—	—	—	40				
		80<F0≤125MHz	E : 1.6≤V _{cc} ≤2.25V	—	11.0	—	—				
			E : 2.25<V _{cc} ≤2.8V	—	14.0	—	—				
			E : 2.8<V _{cc} ≤3.63V	—	17.0	—	—				
		125<F0≤160MHz	E : 2.25<V _{cc} ≤2.8V	—	25.0	—	—				
			E : 2.8<V _{cc} ≤3.63V	—	27.0	—	—				
		Stand-by Current	I _{std}	1.5≤F0≤80MHz		—	5.0		—	10.0	μA
				80≤F0≤125MHz		—	5.0		—	—	
				125≤F0≤160MHz		—	10.0		—	—	
Symmetry	SYM	@50% V _{cc}		45	55	45	55	%			
Rise/ Fall Time (10% to 90% Output Level)	tr/ tf	1.5≤F0≤80MHz	E : 1.6≤V _{cc} ≤2.25V	—	6.0	—	—	ns			
			E : 2.25<V _{cc} ≤2.8V / N : 2.25≤V _{cc} ≤2.75V	—	5.0	—	6.0				
			E : 2.8<V _{cc} ≤3.63V / N : 2.97≤V _{cc} ≤3.63V	—	4.5	—	5.0				
			N : 4.50≤V _{cc} ≤5.50V	—	—	—	8.0				
		80<F0≤125MHz	E : 1.6<V _{cc} ≤3.63V	—	4.0	—	—				
125<F0≤160MHz	E : 2.25<V _{cc} ≤3.63V	—	2.5	—	—						
Low Level Output Voltage	V _{OL}	E : I _{OL} = 4mA		—	10% V _{cc}	—	10% V _{cc}	V			
		N (1.5≤F0≤62.5MHz) : I _{OL} = 4mA									
		N (62.5<F0≤80MHz) : I _{OL} = 8mA									
High Level Output Voltage	V _{OH}	E : I _{OH} = -4mA		90% V _{cc}	—	90% V _{cc}	—	V			
		N (1.5≤F0≤62.5MHz) : I _{OH} = -4mA									
		N (62.5 < F0≤80MHz) : I _{OH} = -8mA									
Output Load	L _{CMOS}			15		30		pF			
Low Level Input Voltage	V _{IL}			—	30% V _{cc}	—	30% V _{cc}	V			
High Level Input Voltage	V _{IH}			70% V _{cc}	—	70% V _{cc}	—	V			



CMOS/ 1.8V, 2.5V, 3.3V, 5.0V / 2.0×1.6, 2.5×2.0, 3.2×2.5, 5.0×3.2, 7.0×5.0mm

Item	Symbol	Conditions		Version E (Standard)		Version N (Low Phase Noise)		Units
				Min.	Max.	Min.(codeU)	Max.(codeU)	
Disable Time	t _{dis}	1.5≤F0≤80MHz		—	200	—	150	ns
		80<F0≤125MHz		—	200	—	—	
		125<F0≤160MHz		—	100	—	—	
Enable Time	t _{ena}			—	5	—	5	ms
Start-up Time	t _{str}	1.5≤F0≤80MHz	@Minimum operating voltage to be 0 sec.	—	5	—	5	ms
		80<F0≤125MHz		—	10	—	—	
		125<F0≤160MHz		—	—	—	—	
1Sigma Jitter	J _{Sigma}	1.5≤F0≤80MHz	Measured with Wavecrest SIA-3000	—	5	—	4	ps
		80<F0≤125MHz		—	5	—	—	
		125<F0≤160MHz		—	3	—	—	
Peak to Peak Jitter	J _{PK-PK}	1.5≤F0≤80MHz	Measured with Wavecrest SIA-3000	—	50	—	40	ps
		80<F0≤125MHz		—	50	—	—	
		125<F0≤160MHz		—	25	—	—	
Phase Jitter	J _{Phase}	@25MHz	BW : 12kHz to 20MHz	—	1.0	—	0.5	ps
Phase Noise	—	@25MHz	@10Hz offset	Typ. -89		Typ. -92		dBc/ Hz
			@100Hz offset	Typ. -119		Typ. -126		
			@1kHz offset	Typ. -143		Typ. -151		
			@10kHz offset	Typ. -157		Typ. -160		
			@100kHz offset	Typ. -160		Typ. -167		
			@1MHz offset	Typ. -162		Typ. -170		
			@10MHz offset	Typ. -162		Typ. -170		

Note: All electrical characteristics are defined at the maximum load and operating temperature range.

Note1: Please contact us for inquiry about operating temperature range, available frequencies and other conditions.

Pad Connections	
#1	Enable/ Disable
#2	Case GND
#3	Output
#4	Vcc

INH Function	
Pad1	Pad3 (Output)
Open	Active
"H" Level	Active
"L" Level	High Z (No-Oscillation)

X-ON Electronics

Largest Supplier of Electrical and Electronic Components

Click to view similar products for [Standard Clock Oscillators](#) category:

Click to view products by [Kyocera](#) manufacturer:

Other Similar products are found below :

[EP1400SJTSC-125.000M](#) [601137](#) [601252](#) [CSX750FBC-24.000M-UT](#) [CSX750FBC-33.333M-UT](#) [CSX750FCC-3.6864M-UT](#) [F335-12](#) [F335-25](#) [DSC506-03FM2](#) [ASA-20.000MHZ-L-T](#) [ASA-25.000MHZ-L-T](#) [ASA-27.000MHZ-L-T](#) [ASV-20.000MHZ-LR-T](#) [ECS-2018-160-BN-TR](#) [EL13C7-H2F-125.00M](#) [MXO45HS-2C-66.6666MHZ](#) [SiT1602BI-22-33E-50.000000E](#) [SIT8003AC-11-33S-2.04800X](#) [SiT8256AC-23-33E-156.250000X](#) [SIT8918AA-11-33S-50.000000G](#) [SM4420TEV-40.0M-T1K](#) [F335-24](#) [F335-40](#) [F335-50](#) [F535L-10](#) [F535L-12](#) [F535L-16](#) [F535L-27](#) [F535L-48](#) [PE7744DW-100.0M](#) [CSX750FBC-20.000M-UT](#) [CSX-750FBC33333000T](#) [CSX750FBC-4.000M-UT](#) [CSX750FBC-7.3728M-UT](#) [CSX750FBC-8.000M-UT](#) [CSX-750FCC14745600T](#) [CSX750FCC-16.000M-UT](#) [CSX-750FCC40000000T](#) [CSX750FCC-4.000M-UT](#) [ASA-22.000MHZ-L-T](#) [ASA2-26.000MHZ-L-T](#) [ASA-40.000MHZ-L-T](#) [ASA-48.000MHZ-L-T](#) [ASA-60.000MHZ-L-T](#) [ASF1-3.686MHZ-N-K-S](#) [XO37CTECNA10M](#) [XO57CRECNA16M](#) [XO57CTECNA3M6864](#) [XO57CTECNA4M9152](#) [DSC400-0333Q0032KE1-EVB](#)