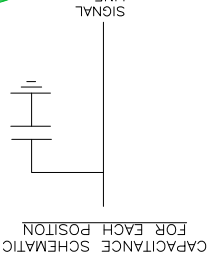


THIS DOCUMENT CONTAINS PROPRIETARY INFORMATION AND SUCH INFORMATION MAY NOT BE DISCLOSED TO OTHERS FOR ANY PURPOSE OR USED FOR MANUFACTURING PURPOSES WITHOUT WRITTEN PERMISSION FROM AMPHENOL CANADA CORP.

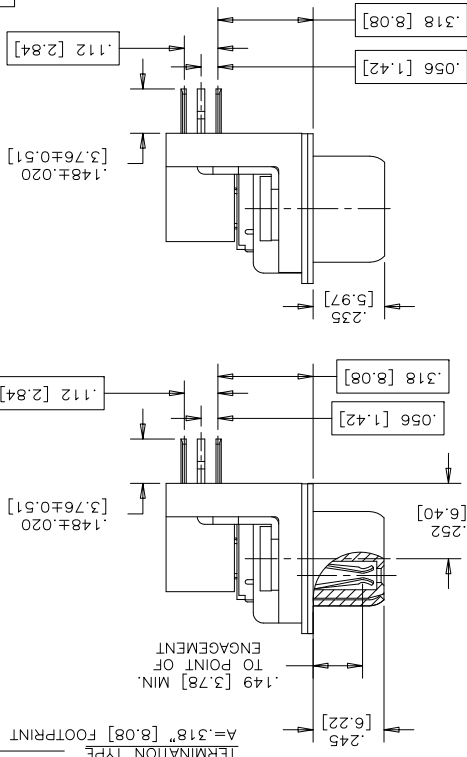


DRAWN K. LAMBLE		DATE	APPROB/05
DESIGNED		CHECKED	
L. E. APPROD.		FC E17 SERIES FILTERED D-SUB CONNECTOR, PIN & SOCKET, RIGHT ANGLE .318 [8.08] F/P, PLASTIC MOUNTING BRACKET & BOARDLOCK, ROHS COMPLIANT	
DWG. APPRD.		REF. EAR #12701	
ENG. REL. NO.		DIMENSIONS ARE IN INCHES [mm]	
REV. H		SCALE 3/1	
SHEET 1 OF 1		SURF. ---	

SIZE	STYLE	A#	B#	C#	D#	E#	BSC.
E09	PIN	1.213	.666 [16.92]	.984	[24.99]	[10.97]	4.32
A15	PIN	1.541	.994 [25.25]	1.312	[33.32]	[19.20]	7.56
B25	PIN	2.088	1.534 [38.96]	1.852	[33.32]	[13.04]	1.304
C37	PIN	2.729	2.182 [55.42]	2.500	[63.50]	[49.68]	1.956
SOCKET		[69.32]	[54.84]				



1. MATERIALS: ALL MATERIALS ARE ROHS COMPLIANT.
2. CONTACTS: PHOSPHOR BRONZE, PLATED WITH GOLD OVER 50µ" [1.27 MICRONS] MINIMUM NICKEL IN THE MATING AREA AND 100µ" [2.54 MICRONS] MINIMUM MATTE TIN ON THE TAIL.
3. INSULATOR: ENGINEERING THERMOPLASTIC, GLASS REINFORCED, UL FLAMMABILITY RATING 94V-0, COLOUR: BLACK
4. BOARDLOCK: COPPER ALLOY, TIN PLATED
5. MOUNTING HARDWARE, STEEL OR COPPER ALLOY, TIN OR NICKEL PLATED.
6. CONTACT RESISTANCE: 15 MILLIOHMS MAXIMUM
7. INSULATION RESISTANCE: 3000 MEGOHMS MINIMUM
8. CURRENT RATING: 5 AMPS MAXIMUM
9. OPERATING TEMPERATURE: -40°C TO 85°C
10. TOLERANCE UNLESS INDICATED OTHERWISE: ±.005 [0.13]



NOTES:

1. MATERIALS: ALL MATERIALS ARE ROHS COMPLIANT.

2. CONTACTS: PHOSPHOR BRONZE, PLATED WITH GOLD OVER 50µ" [1.27 MICRONS] MINIMUM NICKEL IN THE MATING AREA AND 100µ" [2.54 MICRONS] MINIMUM MATTE TIN ON THE TAIL.

3. INSULATOR: ENGINEERING THERMOPLASTIC, GLASS REINFORCED, UL FLAMMABILITY RATING 94V-0, COLOUR: BLACK

4. BOARDLOCK: COPPER ALLOY, TIN PLATED

5. MOUNTING HARDWARE, STEEL OR COPPER ALLOY, TIN OR NICKEL PLATED.

6. CONTACT RESISTANCE: 15 MILLIOHMS MAXIMUM

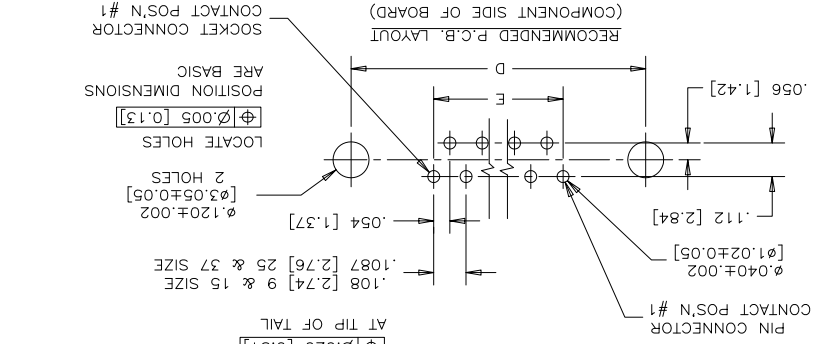
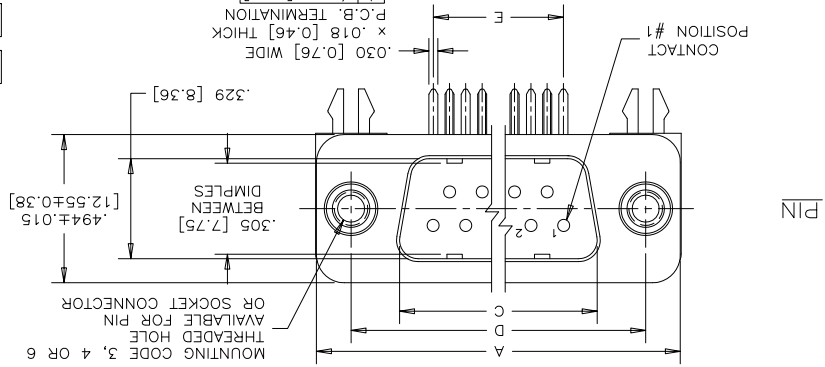
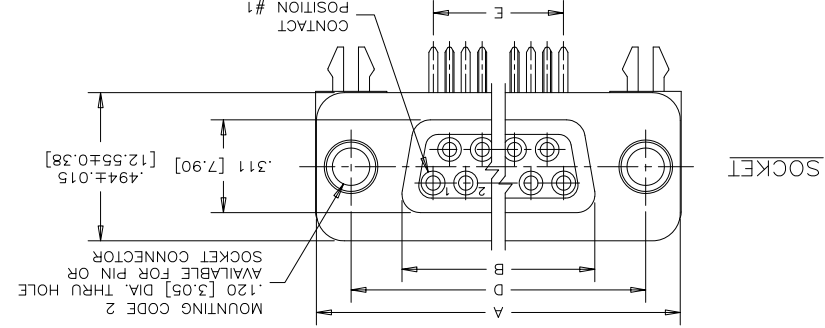
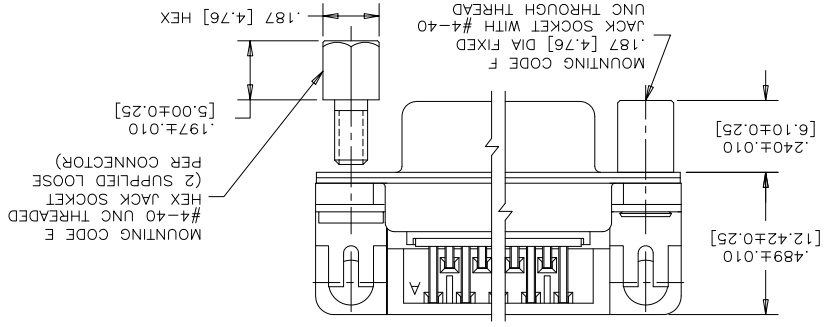
7. INSULATION RESISTANCE: 3000 MEGOHMS MINIMUM

8. CURRENT RATING: 5 AMPS MAXIMUM

9. OPERATING TEMPERATURE: -40°C TO 85°C

10. TOLERANCE UNLESS INDICATED OTHERWISE: ±.005 [0.13]

REV	ECN, ERN NO.	DATE	APPRD.
H	PRODUCT DRAWING (EAR 14498)	NOV/9/16	K.L.



X-ON Electronics

Largest Supplier of Electrical and Electronic Components

Click to view similar products for [D-Sub Standard Connectors](#) category:

Click to view products by [Amphenol](#) manufacturer:

Other Similar products are found below :

[DCM37S732N](#) [DAM15P500](#) [DEV09S364GTLF](#) [DEM09P032N](#) [DDM50P732N](#) [DAM15S332N](#) [173109-2218](#) [173109-2466](#) [173109-2436](#)
[173109-2435](#) [56F706-005-LI](#) [56F711-015](#) [015-0341-000](#) [015-0372-008](#) [015-8544-011](#) [017041-0005](#) [020419-0104](#) [012-0515-000](#) [012-9507-](#)
[034](#) [012-9507-114](#) [012-9534-001](#) [020745-0008](#) [609-25P](#) [M24308/2-23Z](#) [M243082310F](#) [M243082410F](#) [M243082411F](#) [M24308/4-21](#)
[CT1A18-11PSA206](#) [CT1N36-5SC](#) [CT2-16S-17PS](#) [CT2-20-15PCAU](#) [CT2-24-12PS](#) [CT2-24-28PSF127A206](#) [CT2-32-9PC](#) [CT6F9767-14-4-](#)
[14S-5PC](#) [CT6FA10SL-4PS](#) [CT7-18-10SC](#) [CT7-18-10SCAU](#) [CT7-18-12SCAU](#) [CT7-18-1PC](#) [CT7-18-1PCAU](#) [CT7-18-21SCAU](#) [M83513/01-](#)
[FC](#) [M83723/76W24619 L/C](#) [M85049/48-3-2F](#) [69001-865](#) [6STD09PCM99B70X](#) [6STD09SCM99B30X](#) [6STD09SCT99S40X](#)