

Data sheet

Temperature Sensors

Types MBT 5250, MBT 5260 and MBT 5252



Heavy-duty temperature sensors for controlling cooling water, lubrication oil, hydraulic oil and refrigeration plants within general industry and marine applications. These temperature sensors are based on a standardized Pt 100 or Pt 1000 element, which gives a reliable and accurate measurement. All three sensor types can be delivered with NTC / PTC elements on request.

In the low temperature version (-50 – 200 °C) the measuring insert is based on a silicone cable, which makes the sensor very resistant towards vibrations. The MBT 5250 with changeable measuring insert and MBT 5260 with fixed measuring insert are equipped with EN 175301-803-A, Pg 9 as standard. The MBT 5252 is equipped with a B-head as standard, but can also be delivered with B-mini Head on request.

If needed, a transmitter (MBT 9110) can be ordered as an integrated part of the MBT 5252 sensor.

Features

- Gaseous or liquid media, e.g. air, gas, vapour, water or oil.
- Up to 200 °C media temperature (MBT 5250 and MBT 5260)
- Up to 200 °C or 400 °C media temperature (MBT 5252)
- Pt 100 or Pt 1000 sensing element
- Can be used with 2- or 3-wire connections
- Gold plated male and female connector (MBT 5250 and MBT 5260)
- MBT 5250 and MBT 5252 with interchangeable measuring insert
- MBT 5260 with fixed measuring insert
- Available with built-in transmitter (MBT 5252)

Approvals

Lloyds Register of Shipping, LR
Germanischer Lloyd, GL
Det Norske Veritas, DNV
Registro Italiano Navale, RINA

Nippon Kaiji Kyokai, NKK
American Bureau of Shipping, ABS
Korean Register of Shipping, KR
Bureau Veritas, BV
China Classification Society, CCS

Data sheet | Temperature Sensor, Types MBT 5250, MBT 5260 and MBT 5252
**Technical data
MBT 5250, MBT 5260**
General data MBT 5250, MBT 5260

Measuring range	-50 – 200 °C
Sensing element	Pt 100, Pt 1000
Protection tube	ø8 × 1 mm

Response times

Type	Protection tube	Indicative response times			
		Water 0.2 m/s		Air 1 m/s	
		t _{0.5}	t _{0.9}	t _{0.5}	t _{0.9}
MBT 5250 with interchangeable measuring insert	ø8 × 1 mm	9 s.	33 s.	95 s.	310 s.
MBT 5260 with fixed meas. ins.	ø8 × 1 mm	6 s.	20 s.	35 s.	140 s.

Materials

Protection tube in contact with media	W.no. 1.4571 (AISI 316 Ti)
Process connection	W.no. 1.4404 (AISI 316 L)
Extension length	W.no. 1.4571 (AISI 316 Ti)
Union	Nickel plated brass
Gasket	Silicone
Plug EN 175301-803	PA 6.6 (max 125 °C)

Mechanical and environmental specifications

Sensor tolerance	EN 60751 Class B: $\pm (0.3 + 0.005 \times t)$	t = temperature of medium, numerical value
Vibration stability	Shock:	100 g / 6 ms
	Vibrations:	4 g sine function 5 – 200 Hz, measured acc. to IEC 60068-2-6
Enclosure	IP65 according to IEC 60529	
Cable entry EN 175301-803	Pg 9, Pg 11 or Pg 13.5	

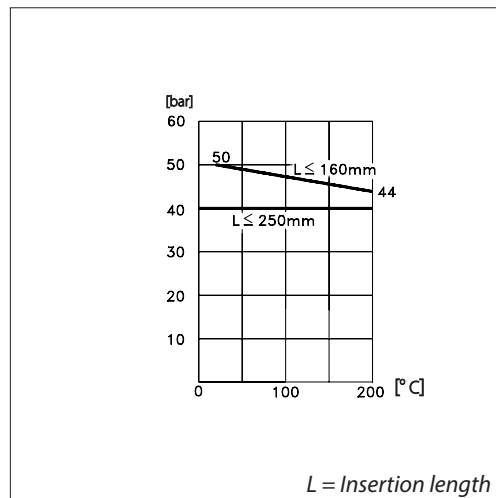
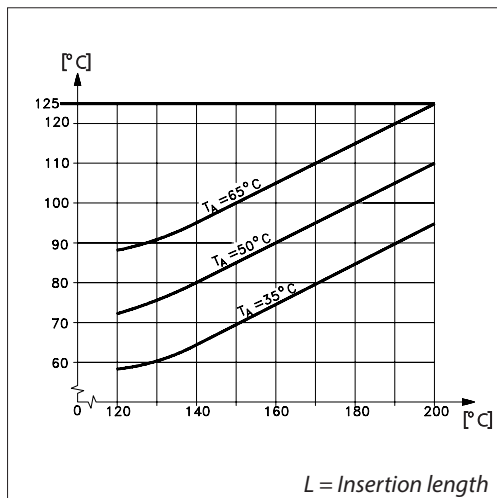
**Ordering standard
(MBT 5250, MBT 5260)**

Type MBT 52X0		Sensor	
Measuring range, sensor element		Tolerance	
-50 – 200 °C	0	EN 60751 Class B	0
		Other	9
Sensing element		Process connection	
1 × Pt 100	0	None	0
1 × Pt 1000 (Class B only)	1	G 1/4 A	1
2 × Pt 100	2	G 1/2 A	2
2 × Pt 1000 (Class B only)	3	1/2 – 14 NPT	3
Other	9	G 3/4 A	4
		M18 × 1.5	5
		Other	9
Protection Tube, W.nr. 1.4571 (AISI 316 Ti)		Electrical Connections	
Acid-proof steel, ø8 × 1mm	0	EN175301/803 excl. female plug	0
Other	9	EN175301/803 plug Pg 9 (IP65)	1
		EN175301/803 plug Pg 11 (IP65)	2
		EN175301/803 plug Pg 13,5 (IP65)	3
		ITT Canon 4 pins Au	8
		EN175301/803 GL. plug Pg 13,5 (IP65) Sn pins	A
		EN175301/803 Pg 9–4 pins without earth (IP65)	B
		EN175301/803 Pg 11–4 pins without earth (IP65)	C
		Other	9
Extension length		Insertion length	
None	0	50 mm	050
50 mm	1	80 mm	080
		100 mm	100
		150 mm	150
		200 mm	200
		250 mm	250
		xx0 mm	xx0
<input checked="" type="checkbox"/> Preferred versions			

Technical data
MBT 5250, MBT 5260

Max. temperature (Ext. length "None")
Plug EN 175301-803

Max. load on protection tube
($\varnothing 8 \times 1, \varnothing 10 \times 2$) acc. to EN 175301-803



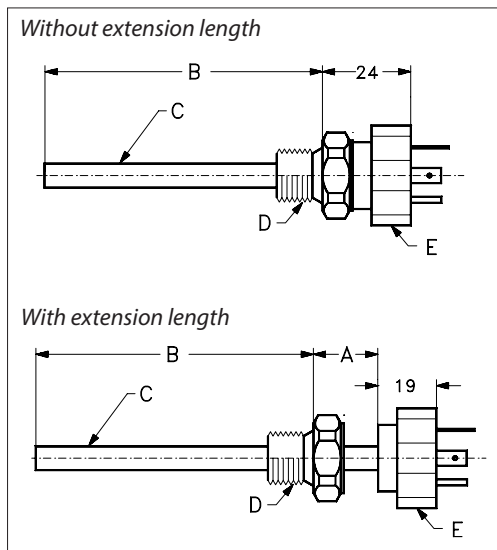
T_m = Media temperature
 T_D = Temperature for electric plug
 T_A = Ambient temperature

Note: for extension length = 50 mm
no limitations up to 200 °C media temperature
and 90 °C ambient temperature

Permissible media velocity	Air	Water
	25 m/s	3 m/s

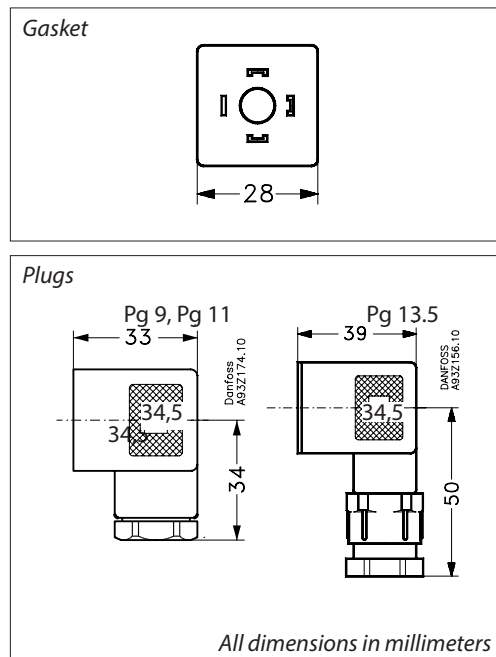
Process connection	G ¼ A	G ½ A G ¾ A – M18	G ¾ A M24
	Max. tightening torque	25 Nm	50 Nm

Dimensions
MBT 5250, MBT 5260



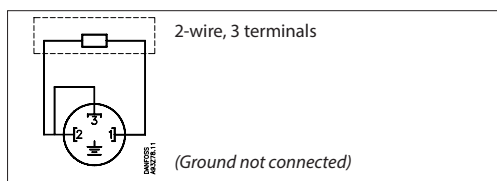
A = Extension length
B = Insertion length
C = Protection tube
D = Process connection
E = Union

- Please note:
- Tightening torque for the mounting screw at the rear end of the electrical connection plug: 25 Ncm
 - Tightening torque for the union (position "E"): 17 Nm



Process connection	G ¼	G ¼ A – G ½ A G ¾ A – M18	G ¾ A M24
Width across flats	HEX 22	HEX 27	HEX 32

Electrical connections



**Technical data
MBT 5252**
General data MBT 5252

Measuring range	-50 – 200 °C or -50 – 400 °C
Sensing element	Pt 100, Pt 1000
Protection tube	Low temperature: $\varnothing 10 \times 2$ mm
	High temperature: $\varnothing 11 \times 1$ mm

Permissible media velocity	Air	25 m/s.
	Steam	25 m/s.
	Water	3 m/s.

Process connection	G 1/4	G 1/4 A – G 1/2 A G 3/8 A – M18	G 3/4 A M24
Max. tightening torque	25 Nm	50 Nm	100 Nm

Response time

Type	Protection tube	Indicative response times			
		Water 0.2 m/s		Air 1 m/s	
		$t_{0.5}$	$t_{0.9}$	$t_{0.5}$	$t_{0.9}$
MBT 5252	$\varnothing 10 \times 2$ mm	14 s.	42 s.	110 s.	390 s.
MBT 5252 (HT)	$\varnothing 11 \times 1$ mm	25 s.	80 s.	150 s.	450 s.

Mechanical and environmental specifications

Max. ambient temperature ¹⁾	Sensors without transmitter	90 °C
	Sensors with transmitter	85 °C
Sensor tolerance	EN 60751 Class B: $\pm (0.3 + 0.005 \times t)$	t = temperature of medium, numerical value
Vibration stability	Shock:	100 g / 6 ms
	Vibrations:	4 g sine function 5 – 200 Hz, measured acc. to IEC 60068-2-6
Enclosure	IP65 according to IEC 60529	
Cable entry B-head	Pg16	
Cable entry BM	Pg 9	
Temperature transmitter MBT 9110	Supply voltage:	8 – 35 V d.c.
	Output:	4 – 20 mA

¹⁾ The temperature of the transmitter is influenced by media temperature, ambient temperature and ventilation in the engine room. If the temperature of the transmitter exceeds the max. allowed temperature the transmitter must be data placed in a separated enclosure, as described in the separate sheet for MBT 9110.

Materials

Protection tube in contact with media	W.no. 1.4571 (AISI 316 Ti)
Process connection	W.no. 1.4404 (AISI 316 L)
Extension length	W.no. 1.4571 (AISI 316 Ti)
Union nut	Nickel plated brass
Connection head	Die cast aluminium

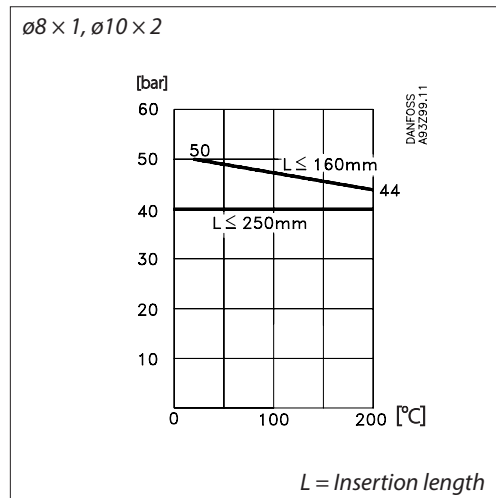
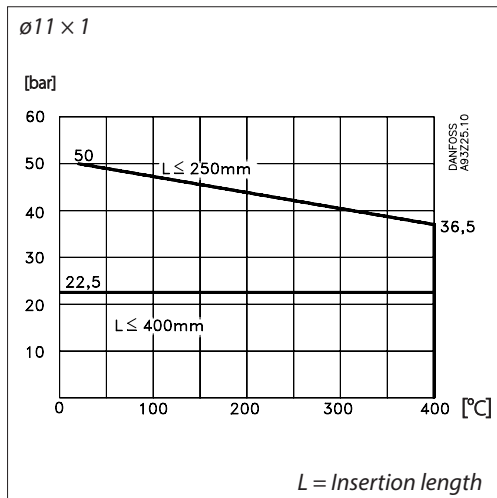
Ordering standard

Type MBT 5252	Sensor					Transmitter							
Measuring range, sensor element	-50 – 200 °C	0									Transmitter setting, end of range	0 0	.0 °C (or none)
	-50 – 400 °C	1										1 1	
Sensing element	1 × Pt 100		0									2 2	<div style="border: 1px solid black; padding: 5px;"> Temperature range 220 °C = 22 Temperature range 150 °C = 15 1. digit defines 100's 2. digit defines 10's </div>
	2 × Pt 100 (-50 – 200 °C)		1									3 3	
	1 × Pt 1000		2									9 4	
	2 × Pt 1000 (-50 – 200 °C)		3									5	
	Other		9									6	
Protection Tube, W.nr. 1.4571 (AISI 316 Ti)	Acid-proof steel, ø8 mm (-50 – 200 °C)			0								7	
	Acid-proof steel, ø10 mm (-50 – 200 °C)			1								8	
	Acid-proof steel, ø11 mm (-50 – 400 °C)			2								9 9	Other
	Other			9									
Extension length	None				0							0	Transmitter setting, start of range
	50 mm				1							1	None
	100 mm				2							4	0 °C
	Other				9							9	-50 °C
													Other
Insertion length	50 mm				0050							0	Transmitter type
	100 mm				0100							G	As terminal block
	150 mm				0150							L	None
	200 mm				0200								Standard
	250 mm				0250							A	Standard EEx ia IIC T4/T6
	300 mm				0300							J	Standard
	400 mm				0400							B	Standard EEx ia IIC T4/T6
	500 mm				0500							9	Galvanically isolated
	xx0 mm				xxx0								Other
Connection head	B (IP65)					0						0	In hightened lid
	B-mini (IP65) (only up to 4 terminals) (transmitter not possible)					1						1	Standard
	Other					9						2	Standard EEx ia IIC T4/T6
													Galvanically isolated
													Other
Process connection	G ¼ A (only ø8 mm protection tube)					0						0	Connection
	G ⅜ A					1						3	2-wire, 3 terminals
	G ½ A					2						9	4-wire, also to be used for 3 wire
	G ¾ A					3							2 wire, 2 terminals
	½ –14 NPT					7							
	Other					9							
													Tolerance
													EN 60751 Class B
													EN 60751 Class A
													Other

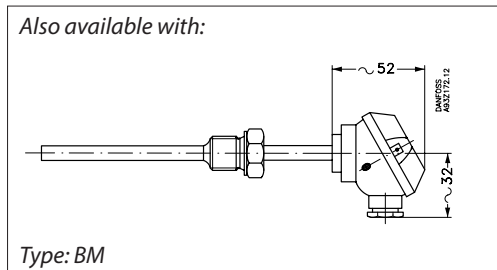
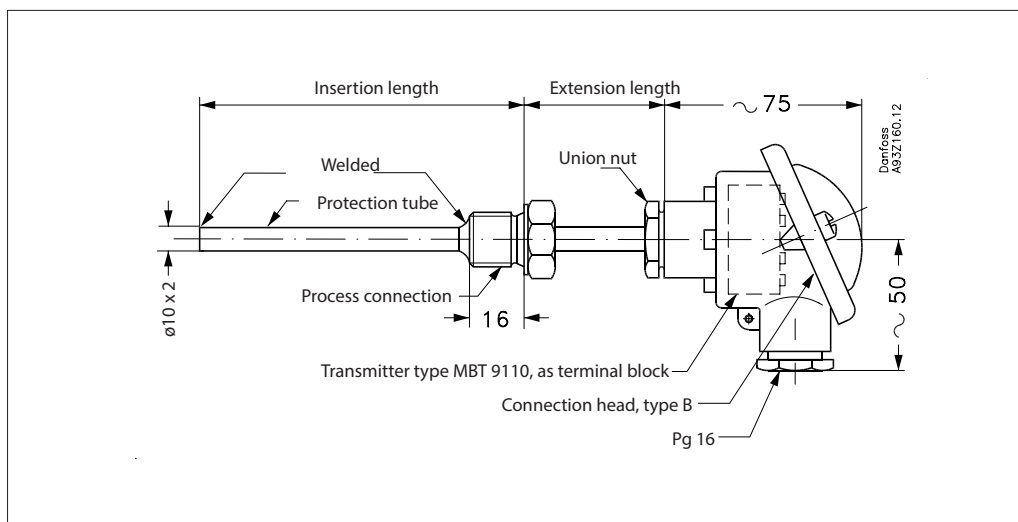
Preferred versions

Technical data
MBT 5252

Max. load on protection tube according to DIN 43763

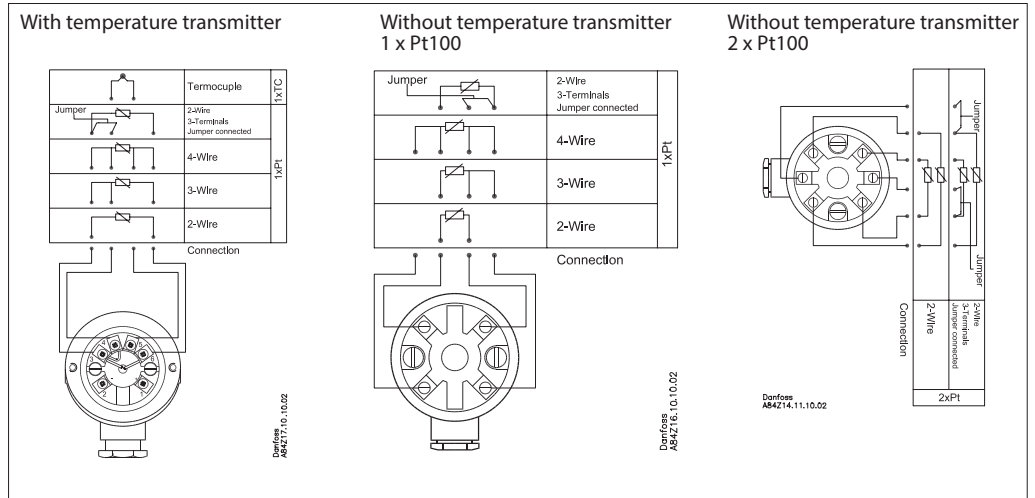


Dimensions [mm]
MBT 5252



Process connection	G ½ A, ½-14 NPT	G ¾ A
Width across flats	HEX 27	HEX 32

Electrical connections



Danfoss can accept no responsibility for possible errors in catalogues, brochures and other printed material. Danfoss reserves the right to alter its products without notice. This also applies to products already on order provided that such alterations can be made without subsequential changes being necessary in specifications already agreed. All trademarks in this material are property of the respective companies. Danfoss and the Danfoss logotype are trademarks of Danfoss A/S. All rights reserved.

X-ON Electronics

Largest Supplier of Electrical and Electronic Components

Click to view similar products for [Temperature Sensor Modules](#) category:

Click to view products by [Danfoss](#) manufacturer:

Other Similar products are found below :

[HPP809A031](#) [MBT 3560-0000-0050-10-110](#) [MBT 3560-0000-0100-10-110](#) [MBT 3560-0001-0050-10-120](#) [MBT 3560-0001-0100-10-120](#)
[TCN4L-22R](#) [TCN4M-22R](#) [TX4H-14R](#) [TX4H-24R](#) [TX4H-A4R](#) [TX4H-B4R](#) [TX4L-14R](#) [TX4L-A4R](#) [TX4L-B4R](#) [TX4M-14R](#) [TX4M-24C](#)
[TX4M-24R](#) [TX4M-A4R](#) [TX4M-B4R](#) [2924799](#) [2811828](#) [QP99](#) [CP82](#) [CP99](#) [R38-LAOO](#) [R38-LARR](#) [72-11304023-0150.0050](#) [72-11304027-](#)
[0150.0050](#) [72-23304003-0150.0050.GGP](#) [72-23904001-0300.0040.TM](#) [72-34904001-0300.0040.TM](#) [AT403-414-1000](#) [AT403-614-1000](#) [AT-](#)
[503-1141-000](#) [AT-503-1161-000](#) [AT-503-6140-000](#) [AT-603-1141-000](#) [AT603-414-1000](#) [AT-903-1161-000](#) [ATR121-AD](#) [ATR121-B](#)
[TPMC-5](#) [TPMC-8W](#) [K39-HCRR](#) [K39T-HCRR](#) [K49-HCRR](#) [K49P-HCRR](#) [K85-HERR](#) [KR1-LCRR-D](#) [LHI874](#)