

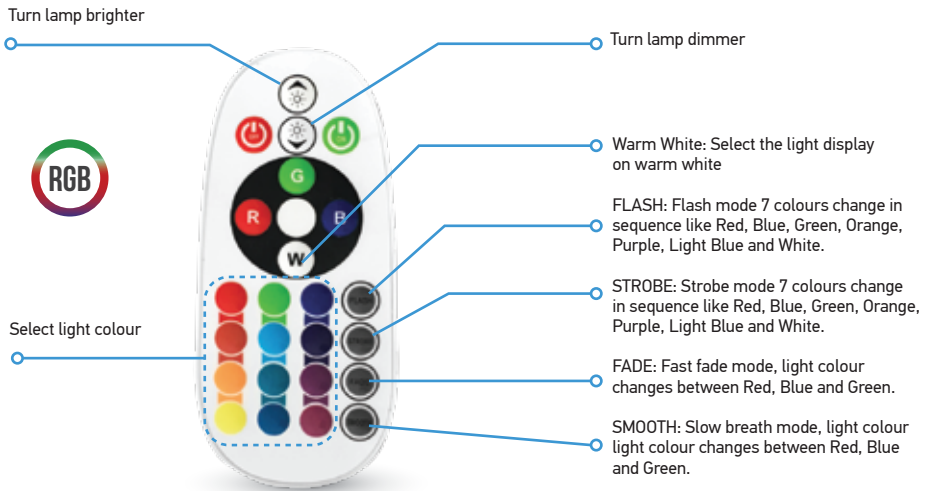


LED Thermoplastic Bulbs

- Lasts 20 times longer than Standard Bulbs
- Broad Range of holders like E27, E14, B22, B15,G24 and R7S
- Uses 80% less energy than Standard Bulbs
- Excellent Heat Radiation Efficiency
- Customized exterior for stronger body
- High Power LED Chips
- Non - Flickering
- Dimmable & Non Dimmable options

Applications

Perfect choice for Hotels, Bars, Commercial & Residential Lighting and Exhibition Stands



Under these 4 modes you can choose the Brighter / Dimmer key on the controller to make the speed faster / slower.

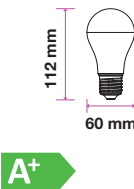
RGB Bulb

6W VT-2022

- 7121 RGB + 2700K Warm White
- 7150 RGB + 4000K Day White
- 7151 RGB + 6400K White

BOX QTY. 100

EAN Code
 3800157609975
 3800157610711
 3800157610728



EQ. Watts:	40W	PF:	>0.5
Voltage/Frequency:	AC: 220-240V,50Hz	Beam Angle:	200°
Luminous Flux:	470lm	Base:	E27
Commercial Type:	A60	Body Type:	Thermoplastic
LED Type:	SMD	Dimension:	60mm x 112mm
CRI:	>80		

A60 With Sensor Light

Our smart sensor bulbs are built in with photocells with transmits Signal to light source as per lumen conditions smartly and saves power by going onto Light mode, enabling you to save power and reduce consumption of power when not required.



9W VT-2016

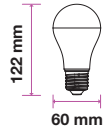
4459 - 2700K Warm White
4460 - 4500K Day White
4461 - 6000K White

EAN Code

3800157608237
3800157608244
3800157608251

BOX QTY.
100

A+



EQ. Watts:	60W	PF:	>0.5
Voltage/Frequency:	AC:220-240V,50Hz	Beam Angle:	200°
Luminous Flux:	806lm	Base:	E27
Commercial Type:	A60	Body Type:	Thermoplastic
LED Type:	SMD	Dimension:	60mm x 122 mm
CRI:	>80		

DC24V

Ideal Use for marine, solar/wind systems, fishing, motor home/RV, buses, vehicles systems, etc.



9W VT-2059

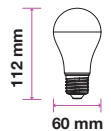
7224 - 6400K White

EAN Code

3800157617543

BOX QTY.
100

A+



EQ. Watts:	55W	PF:	>0.5
Voltage/Frequency:	DC:24V	Beam Angle:	200°
Luminous Flux:	720lm-At 100% ON	Base:	E27
Commercial Type:	A60	Body Type:	Thermoplastic
LED Type:	SMD	Dimension:	60mm x 112 mm
CRI:	>80		

A60 3-Step Dimming | Smart Dimming Technology Without A Dimmer!

At the click of button, change the lighting Power from 100% to 50% and if need to Reduce more click again to go to 15%.



9W VT-2011

4447 - 2700K Warm White
4448 - 4000K Day White
4449 - 6400K White

EAN Code

3800157607988
3800157607995
3800157608008

BOX QTY.
100



EQ. Watts:	60W	PF:	>0.5
Voltage/Frequency:	AC:220-240V,50Hz	Beam Angle:	200°
Luminous Flux:	806lm	Base:	E27
Commercial Type:	A60	Body Type:	Thermoplastic
LED Type:	SMD	Dimension:	60mm x 112 mm
CRI:	>80		

NEW

HOW IT WORKS

1. Switch the light on for cool white.
2. Turn the Switch off and on again for warm white.
3. Turn the Switch off and on again for day white.
4. Switch between these to select your ideal colour.



A60 -Color Changing E27 Bulb


9W VT-2119

7317 -3 IN 1 - Single Pack

EAN Code

3800157624497

BOX QTY.
100



EQ. Watts:	60W	PF:	>0.5
Voltage/Frequency:	AC:220-240V,50Hz	Beam Angle:	200°
Luminous Flux:	806lm	Base:	E27
Commercial Type:	A60	Body Type:	Thermoplastic
LED Type:	SMD	Dimension:	60mm x 112 mm
CRI:	>80		



270
LUMENS

Red

30W
EQUIVALENT

SKU Code EAN Code
7341 - RED 3800157626033



570
LUMENS

Yellow

50W
EQUIVALENT

SKU Code EAN Code
7342 - YELLOW 3800157626040



310
LUMENS

Green

30W
EQUIVALENT

SKU Code EAN Code
7343 - GREEN 3800157626057



120
LUMENS

Blue

15W
EQUIVALENT

SKU Code EAN Code
7344 - BLUE 3800157626064

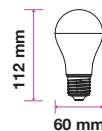
NEW

A60 -Color E27 Bulb

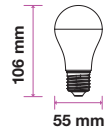
9W VT-2000

BOX QTY.
100

Voltage/Frequency:	AC:220-240V,50Hz	Beam Angle:	200°
Commercial Type:	A60	Base:	E27
LED Type:	SMD	Body Type:	Thermoplastic
CRI:	>80	Dimension:	60mm x 112 mm
PF:	>0.5		



3 PIECES
PACK



A55 - E27 Bulb

5W VT-2055



- 7266 - 2700K Warm White
- 7267 - 4000K Day White
- 7268 - 6400K White

EAN Code

- 3800157622981
- 3800157622998
- 3800157623001



EQ. Watts:	35W	PF:	>0.5
Voltage/Frequency:	AC: 220-240V,50Hz	Beam Angle:	200°
Luminous Flux:	420lm	Base:	E27
Commercial Type:	A55	Body Type:	Thermoplastic
LED Type:	SMD	Dimension:	55mm x 106mm
CRI:	>80		

3 PIECES
PACK



A60 - B22 Bulb

9W VT-2069



- 7246 - 2700K Warm White

EAN Code

- 3800157620192



EQ. Watts:	60W	PF:	>0.5
Voltage/Frequency:	AC:220-240V,50Hz	Beam Angle:	200°
Luminous Flux:	806lm	Base:	B22
Commercial Type:	A60	Body Type:	Thermoplastic
LED Type:	SMD	Dimension:	60mm x 112mm
CRI:	>80		

NEW

3 PIECES
PACK



A60 - E27 Bulb

9W VT-1900

7240 - 2700K Warm White

7241 - 4000K Day White

7242 - 6400K White

EAN Code

3800157620130

3800157620147

3800157620154

BOX QTY.
20

A⁺

EQ. Watts:	60W	PF:	>0.5
Voltage/Frequency:	AC:220-240V,50Hz	Beam Angle:	200°
Luminous Flux:	806lm	Base:	E27
Commercial Type:	A60	Body Type:	Thermoplastic
LED Type:	SMD	Dimension:	60mm x 112mm
CRI:	>80		

NEW

3 PIECES
PACK



A60 - E27 Bulb

11W VT-2113

7352 - 2700K Warm White

7353 - 4000K Day White

7354 - 6400K White

EAN Code

3800157627412

3800157627429

3800157627436

BOX QTY.
120

A⁺

EQ. Watts:	75W	PF:	>0.5
Voltage/Frequency:	AC:220-240V,50Hz	Beam Angle:	200°
Luminous Flux:	1055lm	Base:	E27
Commercial Type:	A60	Body Type:	Thermoplastic
LED Type:	SMD	Dimension:	60mm x 120mm
CRI:	>80		

NEW



A60 - E27 Bulb

9W VT-2099

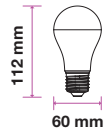
- 7260 - 2700K Warm White
- 7261 - 4000K Day White
- 7262 - 6400K White

EAN Code

- 3800157622110
- 3800157622127
- 3800157622134

BOX QTY.
100

A+



EQ. Watts:	60W	PF:	>0.5
Voltage/Frequency:	AC:220-240V,50Hz	Beam Angle:	200°
Luminous Flux:	806lm	Base:	E27
Commercial Type:	A60	Body Type:	Thermoplastic
LED Type:	SMD	Dimension:	60mm x 112 mm
CRI:	>80		



A60 - E27 Bulb

10W VT-1853

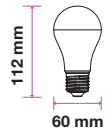
- 4209 - 2700K Warm White
- 4226 - 4000K Day White
- 4227 - 6400K White

EAN Code

- 3800230623591
- 3800230626271
- 3800230626288

BOX QTY.
100

A+



EQ. Watts:	60W	PF:	>0.5
Voltage/Frequency:	AC: 220-240V,50Hz	Beam Angle:	200°
Luminous Flux:	806lm	Base:	E27
Commercial Type:	A60	Body Type:	Thermoplastic
LED Type:	SMD	Dimension:	60mm x 112mm
CRI:	>80		

NEW



A60 - E27 Bulb

11W VT-2112

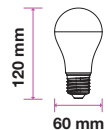
- 7350 - 2700K Warm White
- 7349 - 4000K Day White
- 7351 - 6400K White

EAN Code

- 3800157627399
- 3800157627320
- 3800157627405

BOX QTY.
100

A+



EQ. Watts:	75W	PF:	>0.5
Voltage/Frequency:	AC:220-240V,50Hz	Beam Angle:	200°
Luminous Flux:	1055lm	Base:	E27
Commercial Type:	A60	Body Type:	Thermoplastic
LED Type:	SMD	Dimension:	60mm x 120mm
CRI:	>80		



A60 - E27 Bulb

12W VT-1864

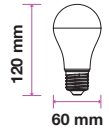
- 4228 - 2700K Warm White
- 4229 - 4000K Day White
- 4230 - 6400K White

EAN Code

- 3800230626295
- 3800230626301
- 3800230626318

BOX QTY.
100

A+



EQ. Watts:	75W	PF:	>0.5
Voltage/Frequency:	AC: 220-240V,50Hz	Beam Angle:	200°
Luminous Flux:	1055lm	Base:	E27
Commercial Type:	A60	Body Type:	Thermoplastic
LED Type:	SMD	Dimension:	60mm x 120mm
CRI:	>80		



Dimmable A60 - E27 Bulb

12W VT-1864D

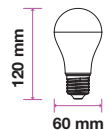
4275 - 2700K Warm White

EAN Code

3800230627872

BOX QTY.
100

A+



EQ. Watts:	75W	Dimmable:	Yes
Voltage/Frequency:	AC: 220-240V,50Hz	PF:	>0.7
Luminous Flux:	1055lm	Beam Angle:	200°
Commercial Type:	A60	Base:	E27
LED Type:	SMD	Body Type:	Thermoplastic
CRI:	>80	Dimension:	60mm x 120mm



A65 - E27 Bulb

15W VT-2015

- 4453 - 2700K Warm White
- 4454 - 4000K Day White
- 4455 - 6400K White

EAN Code

- 3800157608091
- 3800157608107
- 3800157608114

BOX QTY. **100**



EQ. Watts:	100W	PF:	>0.5
Voltage/Frequency:	AC:220-240V,50Hz	Beam Angle:	200°
Luminous Flux:	1500lm	Base:	E27
Commercial Type:	A65	Body Type:	Thermoplastic
LED Type:	SMD	Dimension:	66.5mm x 134mm
CRI:	>80		



A65 - E27 Bulb

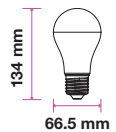
17W VT-2017

- 4456 - 2700K Warm White
- 4457 - 4000K Day White
- 4458 - 6400K White

EAN Code

- 3800157608121
- 3800157608138
- 3800157608145

BOX QTY. **100**



EQ. Watts:	130W	PF:	>0.5
Voltage/Frequency:	AC:220-240V,50Hz	Beam Angle:	200°
Luminous Flux:	1800lm	Base:	E27
Commercial Type:	A65	Body Type:	Thermoplastic
LED Type:	SMD	Dimension:	66.5 mm x 134mm
CRI:	>80		



A60 - B22 Bulb

9W VT-1853

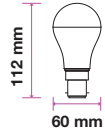
7401 - 2700K Warm White
7403 - 6400K White

EAN Code

3800157629263
3800157629287

BOX QTY.

200



EQ. Watts:	60W	PF:	>0.5
Voltage/Frequency:	AC: 220-240V,50Hz	Beam Angle:	200°
Luminous Flux:	806lm	Base:	B22
Commercial Type:	A60	Body Type:	Thermoplastic
LED Type:	SMD	Dimension:	60mm x 112mm
CRI:	>80		



A60 - B22 Bulb

11W VT-1864

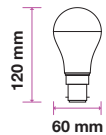
7404 - 2700K Warm White
7405 - 4000K Day White
7406 - 6400K White

EAN Code

3800157629294
3800157629300
3800157629317

BOX QTY.

100



EQ. Watts:	75W	PF:	>0.7
Voltage/Frequency:	AC: 220-240V,50Hz	Beam Angle:	200°
Luminous Flux:	1055lm	Base:	B22
Commercial Type:	A60	Body Type:	Thermoplastic
LED Type:	SMD	Dimension:	60mm x 120mm
CRI:	>80		



A60 - B22 Bulb

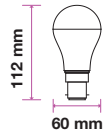
10W VT-1853

- 4442 - 2700K Warm White
- 4443 - 4000K Day White
- 4324 - 6400K White

EAN Code

- 3800157607681
- 3800157607698
- 3800157601061

BOX QTY.
200



EQ. Watts:	60W	PF:	>0.5
Voltage/Frequency:	AC: 220-240V,50Hz	Beam Angle:	200°
Luminous Flux:	806lm	Base:	B22
Commercial Type:	A60	Body Type:	Thermoplastic
LED Type:	SMD	Dimension:	60mm x 112mm
CRI:	>80		



A60 - B22 Bulb

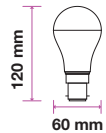
12W VT-1864

- 7221 - 2700K Warm White
- 7222 - 4000K Day White
- 7223 - 6400K White

EAN Code

- 3800157617314
- 3800157617321
- 3800157617338

BOX QTY.
100



EQ. Watts:	75W	PF:	>0.7
Voltage/Frequency:	AC: 220-240V,50Hz	Beam Angle:	200°
Luminous Flux:	1055lm	Base:	B22
Commercial Type:	A60	Body Type:	Thermoplastic
LED Type:	SMD	Dimension:	60mm x 120mm
CRI:	>80		



A65 - B22 Bulb

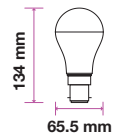
15W VT-2015

- 7229 - 2700K Warm White

EAN Code

- 3800157619554

BOX QTY.
100



EQ. Watts:	100W	PF:	>0.5
Voltage/Frequency:	AC:220-240V,50Hz	Beam Angle:	200°
Luminous Flux:	1500lm	Base:	B22
Commercial Type:	A65	Body Type:	Thermoplastic
LED Type:	SMD	Dimension:	65.5mm x 134mm
CRI:	>80		



G45 - B22 Bulb

3W VT-2053

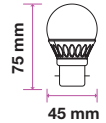
7232 - 2700K Warm White
7233 - 6400K White

EAN Code

3800157619776
3800157619783

BOX QTY.
200

A+



EQ. Watts:	25W	PF:	>0.4
Voltage/Frequency:	AC: 220-240V,50Hz	Beam Angle:	180°
Luminous Flux:	250lm	Base:	B22
Commercial Type:	G45	Body Type:	Thermoplastic
LED Type:	SMD	Dimension:	45mm x 75mm
CRI:	>80		



G45 - B22 Bulb

6W VT-1973

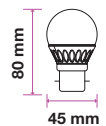
4441 - 2700K Warm White

EAN Code

3800157607674

BOX QTY.
100

A+



EQ. Watts:	40W	PF:	>0.5
Voltage/Frequency:	AC:220-240V,50Hz	Beam Angle:	180°
Luminous Flux:	470lm	Base:	B22
Commercial Type:	G45	Body Type:	Thermoplastic
LED Type:	SMD	Dimension:	45mm x 80mm
CRI:	>80		



Candle - B22 Bulb

3W VT-2073

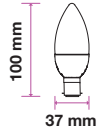
7230 - 2700K Warm White
7231 - 6400K White

EAN Code

3800157619578
3800157619585

BOX QTY.
200

A+



EQ. Watts:	25W	PF:	>0.4
Voltage/Frequency:	AC: 220-240V,50Hz	Beam Angle:	200°
Luminous Flux:	250lm	Base:	B22
Commercial Type:	Candle	Body Type:	Thermoplastic
LED Type:	SMD	Dimension:	37mm x 100mm
CRI:	>80		

NEW



Candle - B15 Bulb

6W VT-1857

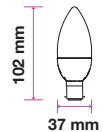
4217 - 2700k Warm White
7348 - 6400k White

EAN Code

3800157627290
3800157627306

BOX QTY.
200

A+



EQ. Watts:	40W	PF:	>0.5
Voltage/Frequency:	AC:220-240V,50Hz	Beam Angle:	180°
Luminous Flux:	470lm	Base:	B15
Commercial Type:	Candle	Body Type:	Thermoplastic
LED Type:	SMD	Dimension:	37mm x 102mm
CRI:	>80		



Candle - B22 Bulb

6W VT-1965

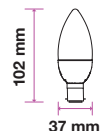
4440 - 2700K Warm White
7346 - 6400k White

EAN Code

3800157607667
3800157627283

BOX QTY.
00

A+



EQ. Watts:	40W	PF:	>0.5
Voltage/Frequency:	AC:220-240V,50Hz	Beam Angle:	200°
Luminous Flux:	470lm	Base:	B22
Commercial Type:	Candle	Body Type:	Thermoplastic
LED Type:	SMD	Dimension:	37mm x 102mm
CRI:	>80		



Candle - E14 Bulb

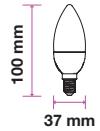
3W VT-2033

- 7196 - 2700K Warm White
- 7197 - 4000K Day White
- 7198 - 6400K White

EAN Code

- 3800157615808
- 3800157615815
- 3800157615822

BOX QTY.
200



EQ. Watts:	25W	PF:	>0.4
Voltage/Frequency:	AC: 220-240V,50Hz	Beam Angle:	200°
Luminous Flux:	250lm	Base:	E14
Commercial Type:	Candle	Body Type:	Thermoplastic
LED Type:	SMD	Dimension:	37mm x 100mm
CRI:	>80		



Candle -E14 Bulb

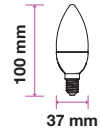
4W VT-1818

- 4216 - 2700K Warm White
- 4166 - 4000K Day White
- 4122 - 6400K White

EAN Code

- 3800230624796
- 3800230620675
- 3800230620668

BOX QTY.
200



EQ. Watts:	30W	PF:	>0.4
Voltage/Frequency:	AC: 220-240V,50Hz	Beam Angle:	200°
Luminous Flux:	320lm	Base:	E14
Commercial Type:	Candle	Body Type:	Thermoplastic
LED Type:	SMD	Dimension:	37mm x 100mm
CRI:	>80		

NEW



Candle - E14 Bulb

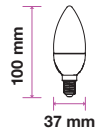
5.5W VT-1855

- 42411 - 6400K White

EAN Code

- 3800157624411

BOX QTY.
00



EQ. Watts:	40W	PF:	>0.5
Voltage/Frequency:	AC: 220-240V,50Hz	Beam Angle:	200°
Luminous Flux:	470lm	Base:	E14
Commercial Type:	Candle	Body Type:	Thermoplastic
LED Type:	SMD	Dimension:	37mm x 100mm
CRI:	>80		

NEW



Candle - E14 Bulb

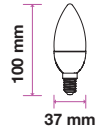
5.5W VT-2076

- 7263 - 2700K Warm White
- 7264 - 4000K Day White
- 7265 - 6400K White

EAN Code

- 3800157622950
- 3800157622967
- 3800157622974

BOX QTY.
60
A+



EQ. Watts:	40W	PF:	>0.5
Voltage/Frequency:	AC: 220-240V, 50Hz	Beam Angle:	200°
Luminous Flux:	470lm	Base:	E14
Commercial Type:	Candle	Body Type:	Thermoplastic
LED Type:	SMD	Dimension:	37mm x 100mm
CRI:	>80		

NEW



Candle - E27 Bulb

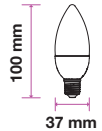
5.5W VT-1821

- 43421 - 2700K Warm White
- 43431 - 4000K Day White
- 43441 - 6400K White

EAN Code

- 3800157624381
- 3800157624398
- 3800157624404

BOX QTY.
200
A+



EQ. Watts:	40W	PF:	>0.5
Voltage/Frequency:	AC: 220-240V, 50Hz	Beam Angle:	200°
Luminous Flux:	470lm	Base:	E27
Commercial Type:	Candle	Body Type:	Thermoplastic
LED Type:	SMD	Dimension:	37mm x 100mm
CRI:	>80		



Candle - E27 Bulb

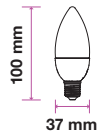
6W VT-1821

- 4342 - 2700K Warm White
- 4343 - 4000K Day White
- 4344 - 6400K White

EAN Code

- 3800157601733
- 3800157601740
- 3800157601757

BOX QTY.
200
A+



EQ. Watts:	40W	PF:	>0.5
Voltage/Frequency:	AC: 220-240V, 50Hz	Beam Angle:	200°
Luminous Flux:	470lm	Base:	E27
Commercial Type:	Candle	Body Type:	Thermoplastic
LED Type:	SMD	Dimension:	37mm x 100mm
CRI:	>80		



Candle - E14 Bulb

6W VT-1855

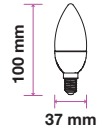
- 4215 - 2700K Warm White
- 4258 - 4000K Day White
- 4241 - 6400K White

EAN Code

- 3800230624789
- 3800230627155
- 3800230626790

BOX QTY.
200

A+



EQ. Watts:	40W	PF:	>0.5
Voltage/Frequency:	AC: 220-240V,50Hz	Beam Angle:	200°
Luminous Flux:	470lm	Base:	E14
Commercial Type:	Candle	Body Type:	Thermoplastic
LED Type:	SMD	Dimension:	37mm x 100mm
CRI:	>80		



Dimmable Candle - E14 Bulb

6W VT-1854D

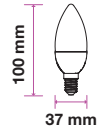
- 4213 - 2700K Warm White

EAN Code

- 3800230624765

BOX QTY.
200

A+



EQ. Watts:	40W	Dimmable:	Yes
Voltage/Frequency:	AC: 220-240V,50Hz	PF:	>0.5
Luminous Flux:	470lm	Beam Angle:	200°
Commercial Type:	Candle	Base:	E14
LED Type:	SMD	Body Type:	Thermoplastic
CRI:	>80	Dimension:	37mm x 100mm

NEW



Candle - E14 Bulb

7W VT-2097

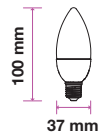
- 7318 - 3000K Warm White
- 7319 - 4000K Day White
- 7320 - 6400K White

EAN Code

- 3800157624503
- 3800157624510
- 3800157624527

BOX QTY.
200

A+



EQ. Watts:	55W	PF:	>0.5
Voltage/Frequency:	AC: 220-240V, 50Hz	Beam Angle:	200°
Luminous Flux:	750lm	Base:	E14
Commercial Type:	Candle	Body Type:	Thermoplastic
LED Type:	SMD	Dimension:	37mm x 100mm
CRI:	>80		



Candle Flame - E14 Bulb

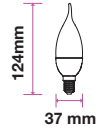
4W VT-1818 TP

- 4164 - 2700K Warm White
- 4156 - 4000K Day White
- 4354 - 6400K White

EAN Code

- 3800230620743
- 3800230620736
- 3800157602457

BOX QTY.
200



EQ. Watts:	30W	PF:	>0.4
Voltage/Frequency:	AC: 220-240V,50Hz	Beam Angle:	200°
Luminous Flux:	320lm	Base:	E14
Commercial Type:	Candle Flame	Body Type:	Thermoplastic
LED Type:	SMD	Dimension:	37mm x 124mm
CRI:	>80		



Candle Flame -E14 Bulb

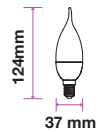
6W VT-1855TP

- 4351 - 2700K Warm White
- 4352 - 4000K Day White
- 4353 - 6400K White

EAN Code

- 3800157602426
- 3800157602433
- 3800157602440

BOX QTY.
200



EQ. Watts:	40W	PF:	>0.5
Voltage/Frequency:	AC: 220-240V,50Hz	Beam Angle:	200°
Luminous Flux:	470lm	Base:	E14
Commercial Type:	Candle Flame	Body Type:	Thermoplastic
LED Type:	SMD	Dimension:	37mm x 124mm
CRI:	>80		



ST26-E14

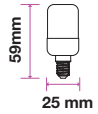
2W VT-2032

- 7237 - 2700K Warm White
- 7238 - 4000K Day White
- 7239 - 6400K White

EAN Code

- 3800157620109
- 3800157620116
- 3800157620123

BOX QTY.
400



EQ. Watts:	20W	PF:	>0.4
Voltage/Frequency:	AC: 220-240V,50Hz	Beam Angle:	150°
Luminous Flux:	180lm	Base:	E14
Commercial Type:	ST26	Body Type:	Thermoplastic
LED Type:	SMD	Dimension:	25mm x 59mm
CRI:	>80		



T37 - E14 Bulb

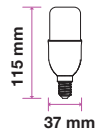
9W VT-2029

- 7173 - 2700K Warm White
- 7174 - 4000K Day White
- 7175 - 6400K White

EAN Code

- 3800157615495
- 3800157615501
- 3800157615518

BOX QTY.
200



EQ. Watts:	50W	PF:	>0.5
Voltage/Frequency:	AC:220-240V,50Hz	Beam Angle:	230°
Luminous Flux:	750lm	Base:	E14
Commercial Type:	T37	Body Type:	Thermoplastic
LED Type:	SMD	Dimension:	37mm x 115mm
CRI:	>80		



T37 - 27 Bulb

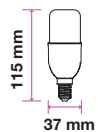
9W VT-2089

- 7256 - 2700K Warm White
- 7257 - 4000K Day White
- 7258 - 6400K White

EAN Code

- 3800157621915
- 3800157621922
- 3800157621939

BOX QTY.
200



EQ. Watts:	50W	PF:	>0.5
Voltage/Frequency:	AC:220-240V,50Hz	Beam Angle:	230°
Luminous Flux:	750lm	Base:	E27
Commercial Type:	T37	Body Type:	Thermoplastic
LED Type:	SMD	Dimension:	37mm x 115mm
CRI:	>80		



G45 - E27 Bulb

3W VT-2053

- 7202 - 2700K Warm White
- 7203 - 4000K Day White
- 7204 - 6400K White

EAN Code

- 3800157615860
- 3800157615877
- 3800157615884

BOX QTY.
200

A+



EQ. Watts:	25W	PF:	>0.4
Voltage/Frequency:	AC: 220-240V,50Hz	Beam Angle:	180°
Luminous Flux:	250lm	Base:	E27
Commercial Type:	G45	Body Type:	Thermoplastic
LED Type:	SMD	Dimension:	45mm x 76mm
CRI:	>80		



G45 - E27 Bulb

4W VT-1830

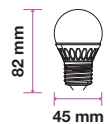
- 4160 - 2700K Warm White
- 4162 - 4000K Day White
- 4207 - 6400K White

EAN Code

- 3800230621047
- 3800230621054
- 3800230624611

BOX QTY.
200

A+



EQ. Watts:	30W	PF:	>0.4
Voltage/Frequency:	AC: 220-240V,50Hz	Beam Angle:	180°
Luminous Flux:	320lm	Base:	E27
Commercial Type:	G45	Body Type:	Thermoplastic
LED Type:	SMD	Dimension:	45mm x 82mm
CRI:	>80		

NEW



G45 - E27 Bulb

5.5W VT-2176

7362 - 2700K Warm White

7363 - 4000K Day White

7364 - 6400K White

EAN Code

3800230627018

3800230627025

3800230627032

BOX QTY.
180



EQ. Watts:	40W	PF:	>0.5
Voltage/Frequency:	AC: 220-240V,50Hz	Beam Angle:	180°
Luminous Flux:	470lm	Base:	E27
Commercial Type:	G45	Body Type:	Thermoplastic
LED Type:	SMD	Dimension:	45mm x 82mm
CRI:	>80		



G45 - E27 Bulb

6W VT-1879

4247 - 2700K Warm White

4248 - 4000K Day White

4249 - 6400K White

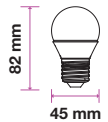
EAN Code

3800230627018

3800230627025

3800230627032

BOX QTY.
200



EQ. Watts:	40W	PF:	>0.5
Voltage/Frequency:	AC: 220-240V,50Hz	Beam Angle:	180°
Luminous Flux:	470lm	Base:	E27
Commercial Type:	G45	Body Type:	Thermoplastic
LED Type:	SMD	Dimension:	45mm x 82mm
CRI:	>80		



P45 - E14 Bulb

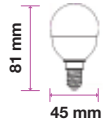
3W VT-2043

- 7199 - 2700K Warm White
- 7200 - 4000K Day White
- 7201 - 6400K White

EAN Code

- 3800157615839
- 3800157615846
- 3800157615853

BOX QTY.
200



EQ. Watts:	25W	PF:	>0.4
Voltage/Frequency:	AC: 220-240V,50Hz	Beam Angle:	180°
Luminous Flux:	250lm	Base:	E14
Commercial Type:	P45	Body Type:	Thermoplastic
LED Type:	SMD	Dimension:	45mm x 81mm
CRI:	>80		



P45 - E14 Bulb

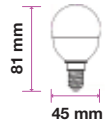
4W VT-1819

- 4123 - 2700K Warm White
- 4174 - 4000K Day White
- 4124 - 6400K White

EAN Code

- 3800230620996
- 3800230621009
- 3800230621016

BOX QTY.
200



EQ. Watts:	30W	PF:	>0.4
Voltage/Frequency:	AC: 220-240V,50Hz	Beam Angle:	180°
Luminous Flux:	320lm	Base:	E14
Commercial Type:	P45	Body Type:	Thermoplastic
LED Type:	SMD	Dimension:	45mm x 81mm
CRI:	>80		

NEW



P45 - E14 Bulb

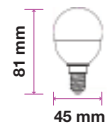
5.5W VT-1880

- 42501 - 2700K Warm White
- 42511 - 4000K Day White
- 42521 - 6400K White

EAN Code

- 3800157624367
- 3800157626408
- 3800157624374

BOX QTY.
200



EQ. Watts:	40W	PF:	>0.5
Voltage/Frequency:	AC: 220-240V,50Hz	Beam Angle:	180°
Luminous Flux:	470lm	Base:	E14
Commercial Type:	P45	Body Type:	Thermoplastic
LED Type:	SMD	Dimension:	45mm x 81mm
CRI:	>80		

NEW



P45 - E14 Bulb

5.5W VT-2156

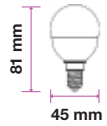
- 7357 - 2700K Warm White
- 7358 - 4000K Day White
- 7359 - 6400K White

EAN Code

- 3800157628150
- 3800157628167
- 3800157628174

BOX QTY.

180



EQ. Watts:	40W	PF:	>0.5
Voltage/Frequency:	AC: 220-240V, 50Hz	Beam Angle:	180°
Luminous Flux:	470lm	Base:	E14
Commercial Type:	P45	Body Type:	Thermoplastic
LED Type:	SMD	Dimension:	45mm x 81mm
CRI:	>80		



P45 - E14 Bulb

6W VT-1880

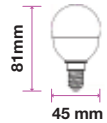
- 4250 - 2700K Warm White
- 4251 - 4000K Day White
- 4252 - 6400K White

EAN Code

- 3800230627049
- 3800230627056
- 3800230627063

BOX QTY.

200



EQ. Watts:	40W	PF:	>0.5
Voltage/Frequency:	AC: 220-240V, 50Hz	Beam Angle:	180°
Luminous Flux:	470lm	Base:	E14
Commercial Type:	P45	Body Type:	Thermoplastic
LED Type:	SMD	Dimension:	45mm x 81mm
CRI:	>80		

NEW



P45 - E14 Bulb

7W VT-2098

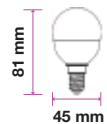
- 7321 - 2700K Warm White
- 7322 - 4000K Day White
- 7323 - 6400K White

EAN Code

- 3800157624534
- 3800157624541
- 3800157624558

BOX QTY.

200



EQ. Watts:	55W	PF:	>0.5
Voltage/Frequency:	AC: 220-240V, 50Hz	Beam Angle:	180°
Luminous Flux:	750lm	Base:	E14
Commercial Type:	P45	Body Type:	Thermoplastic
LED Type:	SMD	Dimension:	45mm x 81mm
CRI:	>80		



R7S Bulb

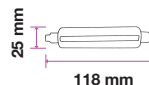
7W VT-1917

- 7123 - 3000K Warm White
- 7124 - 4000K Day White
- 7125 - 6400K White

EAN Code

- 3800157610032
- 3800157610049
- 3800157610056

BOX QTY.
100



EQ. Watts:	40W	PF:	>0.5
Voltage/Frequency:	AC: 220-240V, 50Hz	Beam Angle:	360°
Luminous Flux:	470lm	Base:	R7S
Commercial Type:	R7S	Body Type:	Thermoplastic
LED Type:	SMD	Dimension:	25mm x 118mm
CRI:	>80		



R7S Bulb

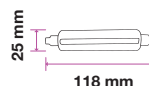
10W VT-1990

- 4369 - 3000K Warm White
- 4389 - 4000K Day White
- 4390 - 6400K White

EAN Code

- 3800157602952
- 3800157604130
- 3800157604147

BOX QTY.
100



EQ. Watts:	60W	PF:	>0.5
Voltage/Frequency:	AC:220-240V, 50Hz	Beam Angle:	360°
Luminous Flux:	1000lm	Base:	R7S
Commercial Type:	R7S	Body Type:	Thermoplastic
LED Type:	SMD	Dimension:	25mm x 118mm
CRI:	>80		



R39 - E14 Bulb

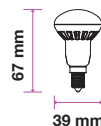
3W VT-1861

- 4219 - 3000K Warm White
- 4220 - 4000K Day White
- 4242 - 6400K White

EAN Code

- 3800230625472
- 3800230625489
- 3800230626806

BOX QTY. **200**



EQ. Watts:	25W	PF:	>0.4
Voltage/Frequency:	AC: 220-240V,50Hz	Beam Angle:	120°
Luminous Flux:	210lm	Base:	E14
Commercial Type:	R39	Body Type:	Thermoplastic
LED Type:	SMD	Dimension:	39mm x 67mm
CRI:	>80		



R50 - E14 Bulb

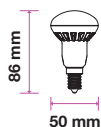
6W VT-1876

- 4243 - 3000K Warm White
- 4138 - 4000K Day White
- 4246 - 6400K White

EAN Code

- 3800230626813
- 3800230620897
- 3800230626967

BOX QTY. **100**



EQ. Watts:	40W	PF:	>0.5
Voltage/Frequency:	AC: 220-240V,50Hz	Beam Angle:	120°
Luminous Flux:	400lm	Base:	E14
Commercial Type:	R50	Body Type:	Thermoplastic
LED Type:	SMD	Dimension:	50mm x 86mm
CRI:	>80		



R63 - E27 Bulb

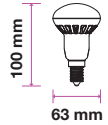
8W VT-1862

- 4221 - 3000K Warm White
- 4140 - 4000K Day White
- 4244 - 6400K White

EAN Code

- 3800230625496
- 3800230620903
- 3800230626820

BOX QTY. **200**



EQ. Watts:	60W	PF:	>0.5
Voltage/Frequency:	AC: 220-240V, 50Hz	Beam Angle:	120°
Luminous Flux:	500lm	Base:	E27
Commercial Type:	R63	Body Type:	Thermoplastic
LED Type:	SMD	Dimension:	63mm x 100mm
CRI:	>80		



R80 - E27 Bulb

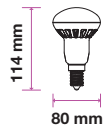
10W VT-1894

- 4339 - 3000K Warm White
- 4340 - 4000K Day White
- 4341 - 6400K White

EAN Code

- 3800157601702
- 3800157601719
- 3800157601726

BOX QTY. **100**



EQ. Watts:	75W	PF:	>0.5
Voltage/Frequency:	AC:220-240V, 50Hz	Beam Angle:	120°
Luminous Flux:	800lm	Base:	E27
Commercial Type:	R80	Body Type:	Thermoplastic
LED Type:	SMD	Dimension:	80mm x 114mm
CRI:	>80		



PL - E27 Bulb

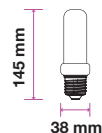
6W VT-2046

7211 - 3000K Warm White

EAN Code

3800157617031

BOX QTY.
50



EQ. Watts:	50W	PF:	>0.5
Voltage/Frequency:	AC: 220-240V, 50Hz	Beam Angle:	120°
Luminous Flux:	480lm	Base:	E27
Commercial Type:	PL	Body Type:	Plastic + Aluminum
LED Type:	SMD	Dimension:	38mm x 145mm
CRI:	>80		



PL - E27 Bulb


10W VT-2050

7215 - 3000K Warm White

EAN Code

3800157617079

BOX QTY.
50



EQ. Watts:	85W	PF:	>0.5
Voltage/Frequency:	AC: 220-240V, 50Hz	Beam Angle:	120°
Luminous Flux:	820lm	Base:	E27
Commercial Type:	PL	Body Type:	Plastic + Aluminum
LED Type:	SMD	Dimension:	38mm x 157mm
CRI:	>80		



PL - G24 Bulb

6W VT-2046

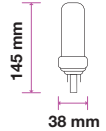
- 7210 - 3000K Warm White
- 7209 - 4000K Day White
- 7208 - 6400K White

EAN Code

- 3800157617024
- 3800157617017
- 3800157617000

BOX QTY.

50



EQ. Watts:	50W	PF:	>0.5
Voltage/Frequency:	AC: 220-240V, 50Hz	Beam Angle:	120°
Luminous Flux:	480lm	Base:	G24
Commercial Type:	PL	Body Type:	Plastic + Aluminum
LED Type:	SMD	Dimension:	38mm x 145mm
CRI:	>80		



PL - G24 Bulb

10W VT-2050

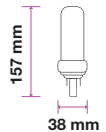
- 7214 - 3000K Warm White
- 7213 - 4000K Day White
- 7212 - 6400K White

EAN Code

- 3800157617062
- 3800157617055
- 3800157617048

BOX QTY.

50



EQ. Watts:	85W	PF:	>0.5
Voltage/Frequency:	AC: 220-240V, 50Hz	Beam Angle:	120°
Luminous Flux:	820lm	Base:	G24
Commercial Type:	PL	Body Type:	Plastic + Aluminum
LED Type:	SMD	Dimension:	38mm x 157mm
CRI:	>80		



G95 - E27 Globe Bulb

10W VT-1893

- 4276 - 3000K Warm White
- 4277 - 4000K Day White
- 4278 - 6400K White

EAN Code

- 3800230627889
- 3800230627896
- 3800230627902

BOX QTY.
 **12**

A+



EQ. Watts:	60W	PF:	>0.5
Voltage/Frequency:	AC: 220-240V,50Hz	Beam Angle:	200°
Luminous Flux:	810lm	Base:	E27
Commercial Type:	G95	Body Type:	Thermoplastic
LED Type:	SMD	Dimension:	95mm x 140mm
CRI:	>80		



G120 - E27 Globe Bulb

13W VT-1883

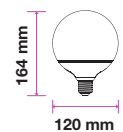
- 4253 - 3000K Warm White
- 4273 - 4000K Day White
- 4274 - 6400K White

EAN Code

- 3800230627094
- 3800230627858
- 3800230627865

BOX QTY.
 **12**

A+



EQ. Watts:	75W	PF:	>0.7
Voltage/Frequency:	AC: 220-240V,50Hz	Beam Angle:	200°
Luminous Flux:	1055lm	Base:	E27
Commercial Type:	G120	Body Type:	Thermoplastic
LED Type:	SMD	Dimension:	120mm x 164mm
CRI:	>80		



Dimmable G120 - E27 Globe Bulb

13W VT-1884D EAN Code 3800230627100
4254 - 2700K Warm White

BOX QTY. **12**



EQ. Watts:	75W	Dimmable:	Yes
Voltage/Frequency:	AC: 220-240V,50Hz	PF:	>0.7
Luminous Flux:	1055lm	Beam Angle:	200°
Commercial Type:	G120	Base:	E27
LED Type:	SMD	Body Type:	Thermoplastic
CRI:	>80	Dimension:	120mm x 164mm



G120 - E27 Globe Bulb

18W VT-1899 EAN Code 3800157606806
4433 - 2700K Warm White 3800157606813
4434 - 4000K Day White 3800157606820
4435 - 6400K White

BOX QTY. **12**

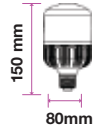


EQ. Watts:	130W	PF:	>0.5
Voltage/Frequency:	AC:220-240V,50Hz	Beam Angle:	200°
Luminous Flux:	1800lm	Base:	E27
Commercial Type:	G120	Body Type:	Thermoplastic
LED Type:	SMD	Dimension:	120mm x 164mm
CRI:	>80		

NEW



BOX QTY.
60



T80 - E27 LED Big Ripple Plastic Bulb

18W VT-2121

EAN Code

- 7272 - 3000K Warm White
- 7273 - 4000K Day White
- 7274 - 6400K White

- 3800157623629
- 3800157623636
- 3800157623643




EQ. Watts:	100W	PF:	>0.5
Voltage/Frequency:	AC: 220-240V, 50Hz	Beam Angle:	200°
Luminous Flux:	1400lm	Base:	E27
Commercial Type:	T80	Body Type:	Plastic
LED Type:	SMD	Dimension:	80mm x 150mm
CRI:	>80		

NEW



BOX QTY.
40



T100 - E27 LED Big Ripple Plastic Bulb

24W VT-2125

EAN Code

- 7275 - 3000K Warm White
- 7276 - 4000K Day White
- 7277 - 6400K White

- 3800157623650
- 3800157623667
- 3800157623674

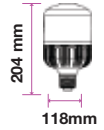


EQ. Watts:	150W	PF:	>0.5
Voltage/Frequency:	AC: 220-240V, 50Hz	Beam Angle:	200°
Luminous Flux:	2080lm	Base:	E27
Commercial Type:	T100	Body Type:	Plastic
LED Type:	SMD	Dimension:	100mm x 174mm
CRI:	>80		

NEW



BOX QTY.
20



T120 - E27 LED Big Ripple Plastic Bulb

36W VT-2137

EAN Code

7278 - 4000K Day White

3800157623681

7279 - 6400K White

3800157623698



EQ. Watts:	200W	PF:	>0.5
Voltage/Frequency:	AC: 220-240V, 50Hz	Beam Angle:	200°
Luminous Flux:	2680lm	Base:	E27
Commercial Type:	T120	Body Type:	Plastic
LED Type:	SMD	Dimension:	118mm x 204mm
CRI:	>80		

NEW



BOX QTY.
16



T140 - E27 LED Big Ripple Plastic Bulb

48W VT-2148

EAN Code

7280 - 4000K Day White

3800157623704

7281 - 6400K White

3800157623711



EQ. Watts:	265W	PF:	>0.5
Voltage/Frequency:	AC: 220-240V, 50Hz	Beam Angle:	200°
Luminous Flux:	3570lm	Base:	E27
Commercial Type:	T140	Body Type:	Plastic
LED Type:	SMD	Dimension:	138mm x 230mm
CRI:	>80		



ED-90 - E27 Bulb

40W VT-1940

- 7132 - 3000K Warm White
- 7133 - 4000K Day White
- 7134 - 6500K White

EAN Code

- 3800157610285
- 3800157610292
- 3800157610308

BOX QTY. **30**



EQ. Watts:	250W	PF:	>0.9
Voltage/Frequency:	AC:220-240V,50Hz	Beam Angle:	265°
Luminous Flux:	3500lm	Base:	E27
Commercial Type:	ED-90	Body Type:	Aluminum+PC
LED Type:	SMD	Dimension:	90mm x 220mm
CRI:	>80		

NEW



**T160 - E27
LED Big Ripple Plastic Bulb**

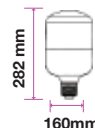
60W VT-2060

- 7313 - 4000K Day White
- 7314 - 6400K White

EAN Code

- 3800157624459
- 3800157624466

BOX QTY. **00**



EQ. Watts:	310W	PF:	>0.5
Voltage/Frequency:	AC: 220-240V, 50Hz	Beam Angle:	200°
Luminous Flux:	4200lm	Base:	E27
Commercial Type:	T160	Body Type:	Plastic
LED Type:	SMD	Dimension:	160mm x 282mm
CRI:	>80		



UFO Ceiling Lamp- E27

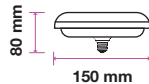
15W VT-2116

- 7158 - 3000K Warm White
- 7159 - 4000K Day White
- 7160 - 6400K White

EAN Code

- 3800157612494
- 3800157612500
- 3800157612517

BOX QTY.
20



EQ. Watts:	90W	PF:	>0.5
Voltage/Frequency:	AC: 220-240V, 50Hz	Beam Angle:	120°
Luminous Flux:	1350lm	Base:	E27
Commercial Type:	F150	Body Type:	Plastic
LED Type:	SMD	Dimension:	ø150mm x 80mm
CRI:	>80		



UFO Ceiling Lamp- E27

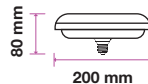
24W VT-2124

- 7161 - 3000K Warm White
- 7162 - 4000K Day White
- 7163 - 6400K White

EAN Code

- 3800157612524
- 3800157612531
- 3800157612548

BOX QTY.
20



EQ. Watts:	160W	PF:	>0.5
Voltage/Frequency:	AC: 220-240V, 50Hz	Beam Angle:	120°
Luminous Flux:	2610lm	Base:	E27
Commercial Type:	F200	Body Type:	Plastic
LED Type:	SMD	Dimension:	ø200mm x 80mm
CRI:	>80		



UFO Ceiling Lamp- E27

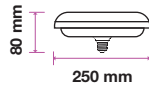
36W VT-2136

- 7164 - 3000K Warm White
- 7165 - 4000K Day White
- 7166 - 6400K White

EAN Code

- 3800157612555
- 3800157612562
- 3800157612579

BOX QTY.
20



EQ. Watts:	190W	PF:	>0.9
Voltage/Frequency:	AC: 220-240V, 50Hz	Beam Angle:	120°
Luminous Flux:	3240lm	Base:	E27
Commercial Type:	F250	Body Type:	Plastic
LED Type:	SMD2835	Dimension:	ø250mm x 80mm
CRI:	>80		

X-ON Electronics

Largest Supplier of Electrical and Electronic Components

Click to view similar products for [LED Backlighting](#) category:

Click to view products by [V-TAC](#) manufacturer:

Other Similar products are found below :

[HBL0218](#) [SSB-COB7540GW](#) [SSB-DL6528SRW](#) [3G3DV130B4294](#) [SSB-CEL8040UWW](#) [4052899961654](#) [49131](#) [0025 INT CLASSIC](#)
[GLACIER WHITE](#) [0025 INT NATURAL BLUE](#) [0100 INT CLASSIC GLACIER WHITE](#) [0100 INT EXTREME ORANGE](#) [0100 INT](#)
[NATURAL BLUE](#) [0200 INT EXTREME BLUE GREEN](#) [30531](#) [30586](#) [30588](#) [30589](#) [30590](#) [30637](#) [4052899149281](#) [4052899326453](#)
[44865WFL](#) [JDR20W38 E14](#) [JDR50W38 GU10](#) [KB-2600ID](#) [KB-2855SGW](#) [4052899913615](#) [L-875/4IDT](#) [L-875/4SRDT](#) [44860WFL](#)
[44870WFL](#) [MR16 60ST 20W](#) [MR16 60ST 50W](#) [64465](#) [64695 ECO](#) [64698 ECO](#) [64701 ECO](#) [64702 ECO](#) [64760](#) [30597](#) [SL2CD](#) [SKU 165](#)
[SKU 167](#) [SKU 193](#) [SKU 194](#) [SKU 203](#) [4052899973428](#) [8718696537015](#) [8718696728352](#) [8718696598375](#)