













Servo cable | PVC | chainflex® CF887

- For flexing applications
- PVC outer jacket
- Shielded
- Flame retardant



Dynamic information

	Bend radius	e-chain® linear	minimum 15 x d
		flexible	minimum 12 x d
		fixed	minimum 8 x d
	Temperature	e-chain® linear	+5 °C to +70 °C
		flexible	-5 °C to +70 °C (following DIN EN 60811-504)
		fixed	-15 °C to +70 °C (following DIN EN 50305)
		unsupported	3 m/s
	v max.		
	a max.		20 m/s ²
	Travel distance		Unsupported travel distances up to 10 m, Class 1

Cable structure

	Conductor	Conductor consisting of bare copper wires (following DIN EN 60228).
	Core insulation	Mechanically high-quality, especially low-capacitance TPE mixture.
	Core structure	Power cores and control pair elements wound with an optimised pitch length.
	Core identification	Power cores: Black cores with white numerals, one core green-yellow. 1. Core: U / L1 / C / L+ 2. Core: V / L2 3. Core: W / L3 / D / L- 1 Control pair: Black cores with white numerals. 1. Control core: 5 2. Control core: 6 2 Control pairs: Black cores with white numerals. 1. Control core: 5 2. Control core: 6 3. Control core: 7 4. Control core: 8
	Element shield	Foil taping of optimised, bending-resistant foil shield. Coverage approx. 100 % optical
	Overall shield	Braiding made of tinned copper wires. Coverage approx. 60 % optical
	Outer jacket	Low-adhesion PVC mixture, adapted to suit the requirements in e-chains®. Colour: Pastel orange (similar to RAL 2003)

Electrical information









	Nominal voltage	600/1000 V (following DIN VDE 0298-3)
	Testing voltage	4000 V (following DIN EN 50395)

Example image

Basic requirements	low	1	2	3	4	5	6	7	highest
Travel distance	unsupported	1	2	3	4	5	6	7	> 400 m
Oil resistance	none	1	2	3	4	5	6	7	highest
Torsion	none	1	2	3	4	5	6	7	±180°

Class 3.1.1.1

Properties and approvals

	Flame retardant	According to IEC 60332-1-2, CEI 20-35, FT1, VW-1
	Silicone-free	Free from silicone which can affect paint adhesion (following PV 3.10.7 – status 1992).
	UL/CSA	Style 10492 and 2570, 1000 V, 80 °C
	NFFA	Following NFFA 79-2012 chapter 12.9.
	EAC	Certificate no. RU C-DE.ME77.B.01561 (TR ZU)
	CTP	Certificate no. C-DE.PB49.B.00450 (Fire safety)
	Lead-free	Following 2011/65/EU (RoHS-II).
	CE	Following 2014/35/EU.

Guaranteed lifetime according to guarantee conditions (Page 22-23)

Double strokes*	1 million	3 million	5 million
Temperature, from/to [°C]	R min. [factor x d]	R min. [factor x d]	R min. [factor x d]
+5/+15	17.5	18.5	19.5
+15/+60	15	16	17
+60/+70	17.5	18.5	19.5

* Higher number of double strokes? Online lifetime calculation: www.igus.eu/chainflexlife

Typical mechanical application areas

- For flexing applications
- Without influence of oil
- Preferably indoor applications
- Especially for unsupported travels
- Wood/stone processing, Packaging industry, supply systems, Handling, adjusting equipment

Part No.	Number of cores and conductor nominal cross section [mm ²]	Outer diameter (d) max. [mm]	Copper index [kg/km]	Weight [kg/km]
1 Control pair shielded				
CF887.15.15.02.01	(4G1.5+(2x1.5)C)C	12.5	132	212
CF887.25.15.02.01	(4G2.5+(2x1.5)C)C	13.5	194	281
CF887.40.15.02.01	(4G4.0+(2x1.5)C)C	14.5	252	368
2 Control pairs shielded				
CF887.10.07.02.02	(4G1.0+2x(2x0.75)C)C	11.5	117	192
CF887.15.15.02.02	(4G1.5+2x(2x1.5)C)C	13.5	175	269
CF887.25.15.02.02	(4G2.5+2x(2x1.5)C)C	14.5	231	339

Note: The given outer diameters are maximum values and may tend toward lower tolerance limits.
G = with green-yellow earth core x = without earth core



X-ON Electronics

Largest Supplier of Electrical and Electronic Components

Click to view similar products for [Multi-Paired Cables](#) category:

Click to view products by [Igus](#) manufacturer:

Other Similar products are found below :

[7-21000-9](#) [9805 060100](#) [1416402/M12MS/IP20/10](#) [9804 060100](#) [9808 060100](#) [9843 060100](#) [9873 060100](#) [190-038045-00](#)
[44A0121-12-996CS2275](#) [44A0121-20-09-MX](#) [55PC0211-14-9](#) [55PC0216-24-9](#) [55PC0221-22-2/6CS2756](#) [55PC0811-16-9](#) [55PC0811-24-9](#)
[55PC1131-20-029-9](#) [Y60912](#) [CW1922-000](#) [RI55D](#) [9157 060100](#) [2020D0309-0](#) [9774 060100](#) [8334 060100](#) [1350SB 0101000](#) [8342 060100](#)
[8740 060U1000](#) [9505 060U1000](#) [3613 003A1000](#) [44A0121-22-0/9-MX](#) [2412 009U1000](#) [82777 8771000](#) [9406 T35100](#) [3613 D151000](#)
[1533R 0101000](#) [1533P 0101000](#) [9272 006U1000](#) [2413F D15A500](#) [9681 0601000](#) [44A0121-22-6/9-MX](#) [1533R 0061000](#) [RIT1000](#) [1533R](#)
[006A1000](#) [9812 060100](#) [2221 B59U1000](#) [10GX13 D151000](#) [1874A 004A1000](#) [8340 060100](#) [8333 0601000](#) [1533R 0021000](#) [1583A](#)
[012U1000](#)