

Snap Action Switch

Single Pole General Purpose

E13, E14, G13



Features

- Choice of 3 current ratings
- Long life coil spring, snap action mechanism
- Agency approved extended life versions available
- RoHS compliant
- High temperature versions available – contact factory

Typical Applications

- Household appliances
- Automated assembly lines
- Brake switch on utility vehicles
- Industrial and accessible door openers
- Vending machines

Part Number Breakdown

E13-00E0

Example: E13-00E0 is a 15 A, normally open SPDT pole switch with a standard ratio button actuator.

Series Type

E13	Single pole 15 A
E14	Single pole 25 A
G13	Single pole 0.1 A

Type¹

0	Standard ratio actuator or button
5	High ratio actuator

Circuitry

0	Double Throw
1	Normally Open
2	Normally Closed

Actuator¹

A	Button for E14
E	Button for E13
H	Lever
J	Button with ferrule
K	Roller
M	Button with extra over-travel and ferrule

¹Actuator Type 5 only available with H and K actuators

Electrical Specifications per UL1054

E13 ²	6000 operations; 100,000 available – contact factory	15 A, 125 / 250 VAC 3/4 HP, 125 VAC / 1 1/2 HP, 250 VAC ² 2 A, 48 VDC
E14 ²	6000 operations	25 A, 125 / 250 VAC 1 HP, 125 VAC / 2 HP, 250 VAC ² 2 A, 48 VDC
G13	100,000 operations	0.1 A, 125 VAC 0.1 A, 30 VDC

²DC ratings to 105 °C (221 °F) only

Commonly Stocked Distributor Parts

E13-00E0	E13-00M0	E14-00A0	E14-01M0
E13-00H0	E13-01E0	E14-00H0	E14-50H0
E13-00J0	E13-01H0	E14-00K0	G13-00M0
E13-00K0	E13-50H0	E14-00M0	G13-50H0

Notes:








Part numbers with a leading 0 are functionally no different than without a leading 0 (ex.: 0E13-00E0 is the same switch as E13-00E0).

Quick-connect terminals are standard; for custom screw terminals, contact the factory or your distributor.








For configurable part numbers not listed above or for custom part numbers, contact the factory or your distributor

Actuator Specifications³

E13/G13 Series

Actuator		Max Operating Force g (lb)	Max Pre-Travel mm (in)	Operating Point ⁴ mm (in)	Min Over-Travel mm (in)	Max Movement Differential mm (in)	Actuation Length ⁵ mm (in)
E		425 (0.94)	1.27 (0.050)	7.24 ± 0.51 (0.285 ± 0.020)	2.54 (0.100)	0.38 (0.015)	N/A
H		100 (0.22)	6.35 (0.250)	7.93 ± 1.57 (0.312 ± 0.062)	4.75 (0.187)	2.36 (0.093)	38.10 (1.500)
H	High ratio 	65 (0.14)	8.71 (0.343)	7.14 ± 1.57 (0.281 ± 0.062)	4.75 (0.187)	3.56 (0.14)	44.45 (1.750)
J		425 (0.94)	1.27 (0.050)	17.02 ± 0.76 (0.670 ± 0.030)	2.74 (0.108)	0.38 (0.015)	N/A
K		100 (0.22)	6.35 (0.250)	18.24 ± 1.57 (0.718 ± 0.062)	4.75 (0.187)	2.36 (0.093)	35.33 (1.391)
K	High ratio 	63 (0.14)	10.24 (0.403)	17.45 ± 1.57 (0.687 ± 0.062)	4.75 (0.187)	2.36 (0.093)	41.28 (1.625)
M		425 (0.94)	1.27 (0.050)	20.63 ± 0.76 (0.812 ± 0.030)	5.54 (0.218)	0.38 (0.015)	N/A

E14 Series

Actuator		Max Operating Force g (lb)	Max Pre-Travel mm (in)	Operating Point ⁴ mm (in)	Min Over-Travel mm (in)	Max Movement Differential mm (in)	Actuation Length ⁵ mm (in)
A		850 (1.87)	2.54 (0.100)	6.30 ± 0.66 (0.248 ± 0.026)	1.27 (0.050)	0.38 (0.015)	N/A
H		280 (0.62)	7.93 (0.312)	11.89 ± 1.57 (0.468 ± 0.062)	2.67 (0.105)	1.27 (0.050)	20.85 (0.821)
H	High ratio 	170 (0.37)	13.34 (0.525)	11.10 ± 1.57 (0.437 ± 0.062)	5.54 (0.218)	2.03 (0.080)	27.20 (1.071)
J		850 (1.87)	2.54 (0.100)	16.08 ± 0.76 (0.633 ± 0.030)	1.27 (0.050)	0.38 (0.015)	N/A
K		285 (0.63)	8.84 (0.348)	21.84 ± 1.57 (0.860 ± 0.062)	3.30 (0.130)	1.14 (0.045)	17.48 (0.688)
K	High ratio 	211 (0.47)	12.27 (0.483)	21.03 ± 1.57 (0.828 ± 0.062)	5.54 (0.218)	1.85 (0.073)	23.95 (0.943)
M		850 (1.87)	2.54 (0.100)	19.69 ± 0.76 (0.775 ± 0.030)	4.27 (0.168)	0.38 (0.015)	N/A

³Contact factory regarding combinations not shown

⁴Measured above reference line; refer to dimensional drawing below

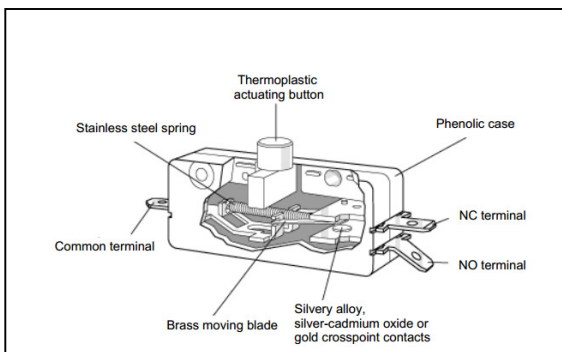
⁵Actuator tolerances ± 0.791 mm (0.031"); G13 has operating point tolerance of ± 7.62 (0.30); E14 H and K actuators are shorter and formed up 11° at the button

Material Specifications

Case	General Purpose Phenolic
Actuating Button	Thermoplastic
Common Terminal	Copper Alloy
NO and NC Terminal	Copper Alloy (E13, G13) Copper (E14)
Moving Blade	Copper Alloy (E13, G13) Copper (E14)
Spring	Stainless Steel
Auxiliary Actuators	Cold-Rolled Steel (Nickel-Plated)
Roller	Sintered Stainless Steel
Contacts	Gold Crosspoint (G13) Silver Alloy (E13, E14)

Environmental Specifications

Temperature Rating	105 °C (221 °F) standard 150 °C (302 °F) available 200 °C (392 °F) available for E13
Flammability Rating	UL94HB



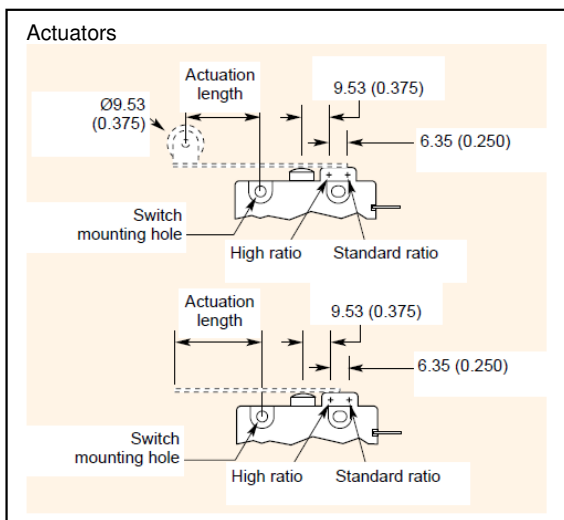
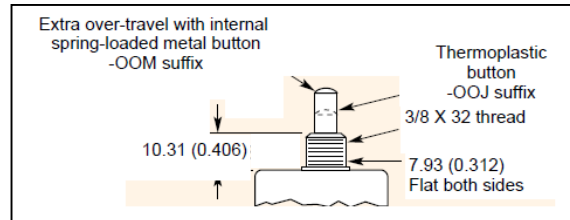
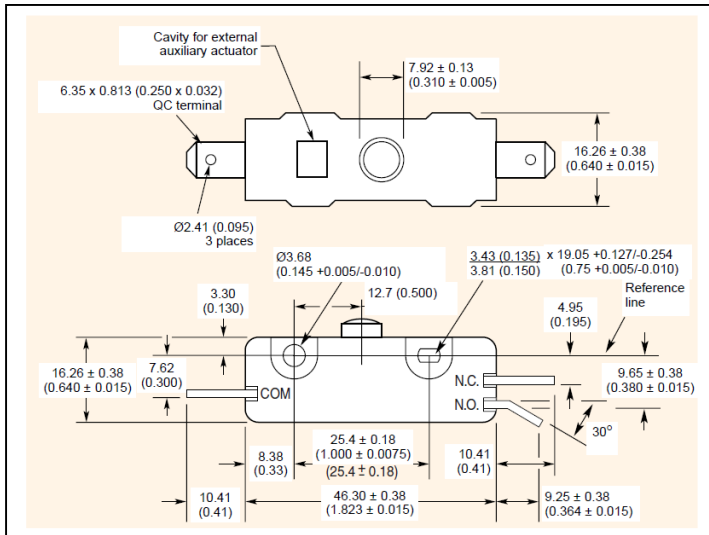
Dimensions – see page 3

www.cherryswitches.com

Page 2 of 3, Last update 2015-04-08, Specifications subject to change without notice.



Dimensions – mm (inches)



X-ON Electronics

Largest Supplier of Electrical and Electronic Components

Click to view similar products for [zf cherry manufacturer](#):

Other Similar products are found below :

[0E6110A0](#) [0E6260H0](#) [0E6300H0](#) [0E6310K0](#) [0E6210A0](#) [0E6210K0](#) [0E6200H0](#) [0E6210H0](#) [0E6330K0](#) [PEEA3000](#) [JM-0800-0](#) [E19-00J](#)
[WCHY-118](#) [MP201801](#) [AN820031](#) [AS201801](#) [MX1A-11NN](#) [G84-4700LUCUS-2](#) [AFIK-5002](#) [0E19-00J0](#) [STE-1225705RFGF](#) [0E6310R0](#)
[E34-00LV](#) [E63-00L](#) [E63-10R](#) [T10-01A](#) [PHGA-3100](#) [G813000LPNUS0](#) [G813512LADUS-0](#) [G836104LANUS](#) [AFIS-1003](#) [JK-0800EU-0](#)
[LIN-21HAW1](#) [0E1900A0](#) [0609-0756](#) [G86-63400EUADAA](#) [J84-2120LUBUS-2](#) [STE-1209282RF10](#) [DC3AA1LD](#) [T56-12M](#) [D44CR1MD](#)
[G836104LPNUS](#) [STE-1373187RFRX](#) [G80-11900LUMEU-2](#) [KBCV4400N](#) [WCHY-106](#) [0E6840A0](#) [G8011900LPMUS0](#) [PAAA3000](#) [0E72-40HT](#)