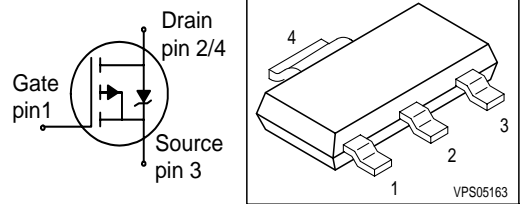


**SIPMOS® Small-Signal-Transistor**
**Feature**

- P-Channel
- Enhancement mode
- Logic Level
- dv/dt rated
- Pb-free lead plating; RoHS compliant

**Product Summary**

$V_{DS}$	-250	V
$R_{DS(on)}$	4	$\Omega$
$I_D$	-0.43	A

**PG-SOT-223**


Type	Package	Tape and Reel Information	Marking
BSP 317 P	P-SOT-223	E6327	BSP317P
BSP 317 P	PG-SOT-223	L6327	BSP317P

**Maximum Ratings, at  $T_j = 25\text{ }^\circ\text{C}$ , unless otherwise specified**

Parameter	Symbol	Value	Unit
Continuous drain current $T_A=25\text{ }^\circ\text{C}$ $T_A=70\text{ }^\circ\text{C}$	$I_D$	-0.43 -0.34	A
Pulsed drain current $T_A=25\text{ }^\circ\text{C}$	$I_{D\text{ puls}}$	-1.72	
Reverse diode dv/dt $I_S=-0.43\text{A}$ , $V_{DS}=-200\text{V}$ , $di/dt=-200\text{A}/\mu\text{s}$ , $T_{jmax}=150\text{ }^\circ\text{C}$	dv/dt	6	kV/ $\mu\text{s}$
Gate source voltage	$V_{GS}$	$\pm 20$	V
Power dissipation $T_A=25\text{ }^\circ\text{C}$	$P_{tot}$	1.8	W
Operating and storage temperature	$T_j, T_{stg}$	-55... +150	$^\circ\text{C}$
IEC climatic category; DIN IEC 68-1		55/150/56	

**Thermal Characteristics**

Parameter	Symbol	Values			Unit
		min.	typ.	max.	
<b>Characteristics</b>					
Thermal resistance, junction - soldering point (Pin 4)	$R_{thJS}$	-	15	25	K/W
SMD version, device on PCB: @ min. footprint @ 6 cm <sup>2</sup> cooling area <sup>1)</sup>	$R_{thJA}$	- -	80 48	115 70	

**Electrical Characteristics, at  $T_j = 25\text{ }^\circ\text{C}$ , unless otherwise specified**

Parameter	Symbol	Values			Unit
		min.	typ.	max.	
<b>Static Characteristics</b>					
Drain-source breakdown voltage $V_{GS}=0, I_D=-250\mu\text{A}$	$V_{(BR)DSS}$	-250	-	-	V
Gate threshold voltage, $V_{GS} = V_{DS}$ $I_D=-370\mu\text{A}$	$V_{GS(th)}$	-1	-1.5	-2	
Zero gate voltage drain current $V_{DS}=-250\text{V}, V_{GS}=0, T_j=25^\circ\text{C}$ $V_{DS}=-250\text{V}, V_{GS}=0, T_j=150^\circ\text{C}$	$I_{DSS}$	- -	-0.1 -10	-0.2 -100	$\mu\text{A}$
Gate-source leakage current $V_{GS}=-20\text{V}, V_{DS}=0$	$I_{GSS}$	-	-10	-100	
Drain-source on-state resistance $V_{GS}=-4.5\text{V}, I_D=-0.39\text{A}$	$R_{DS(on)}$	-	3.3	5	$\Omega$
Drain-source on-state resistance $V_{GS}=-10\text{V}, I_D=-0.43\text{A}$	$R_{DS(on)}$	-	3	4	

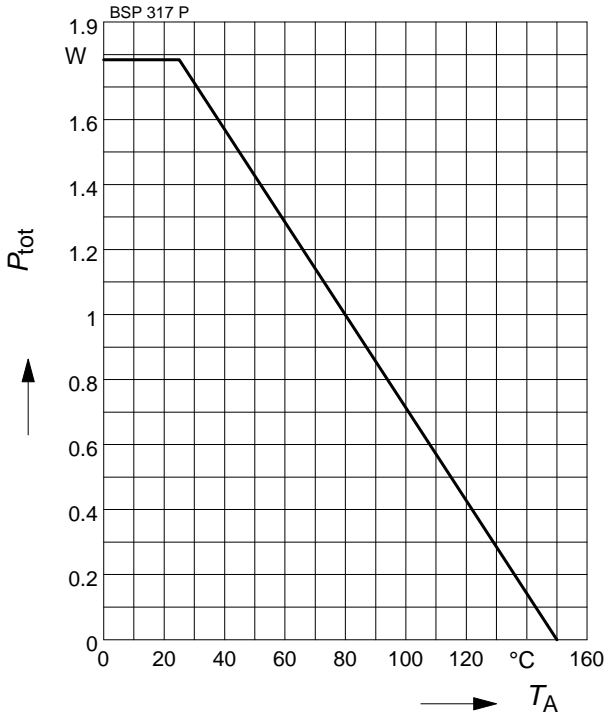
<sup>1)</sup>Device on 40mm\*40mm\*1.5mm epoxy PCB FR4 with 6cm<sup>2</sup> (one layer, 70  $\mu\text{m}$  thick) copper area for drain connection. PCB is vertical without blown air.

**Electrical Characteristics, at  $T_j = 25\text{ }^\circ\text{C}$ , unless otherwise specified**

Parameter	Symbol	Conditions	Values			Unit
			min.	typ.	max.	
<b>Dynamic Characteristics</b>						
Transconductance	$g_{fs}$	$ V_{DS}  \geq 2 *  I_D  * R_{DS(on)max}$ $I_D = -0.34\text{A}$	0.38	0.76	-	S
Input capacitance	$C_{iss}$	$V_{GS} = 0, V_{DS} = -25\text{V},$ $f = 1\text{MHz}$	-	210	262	pF
Output capacitance	$C_{oss}$		-	30	37	
Reverse transfer capacitance	$C_{rss}$		-	13.4	16.7	
Turn-on delay time	$t_{d(on)}$	$V_{DD} = -30\text{V}, V_{GS} = -10\text{V},$ $I_D = -0.43\text{A}, R_G = 6\Omega$	-	5.7	8.5	ns
Rise time	$t_r$		-	11.1	16.6	
Turn-off delay time	$t_{d(off)}$		-	254	381	
Fall time	$t_f$		-	67	100	
<b>Gate Charge Characteristics</b>						
Gate to source charge	$Q_{gs}$	$V_{DD} = -200\text{V}, I_D = -0.43\text{A}$	-	-0.5	-0.65	nC
Gate to drain charge	$Q_{gd}$		-	-4	-5.2	
Gate charge total	$Q_g$	$V_{DD} = -200\text{V}, I_D = -0.43\text{A},$ $V_{GS} = 0 \text{ to } -10\text{V}$	-	-11.6	-15.1	
Gate plateau voltage	$V_{(plateau)}$	$V_{DD} = -200\text{V}, I_D = -0.43\text{A}$	-	-2.8	-	V
<b>Reverse Diode</b>						
Inverse diode continuous forward current	$I_S$	$T_A = 25^\circ\text{C}$	-	-	-0.43	A
Inv. diode direct current, pulsed	$I_{SM}$		-	-	-1.72	
Inverse diode forward voltage	$V_{SD}$	$V_{GS} = 0, I_F = -0.43\text{A}$	-	-0.84	-1.2	V
Reverse recovery time	$t_{rr}$	$V_R = -125\text{V}, I_F = I_S,$ $di_F/dt = 100\text{A}/\mu\text{s}$	-	92	138	ns
Reverse recovery charge	$Q_{rr}$		-	210	315	

### 1 Power dissipation

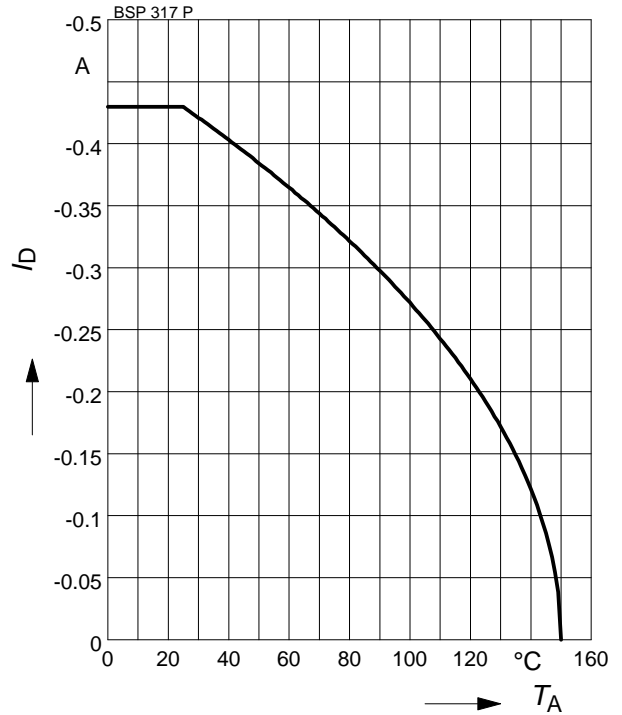
$$P_{tot} = f(T_A)$$



### 2 Drain current

$$I_D = f(T_A)$$

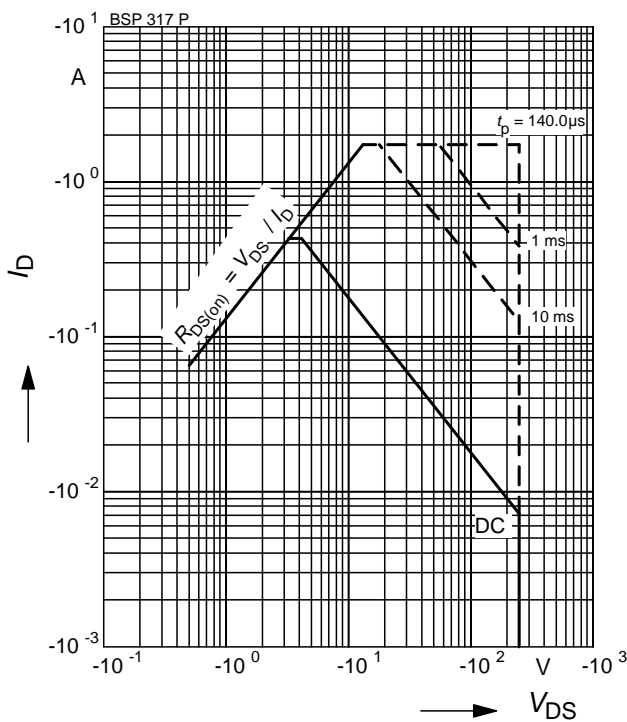
parameter:  $|V_{GS}| \geq 10V$



### 3 Safe operating area

$$I_D = f(V_{DS})$$

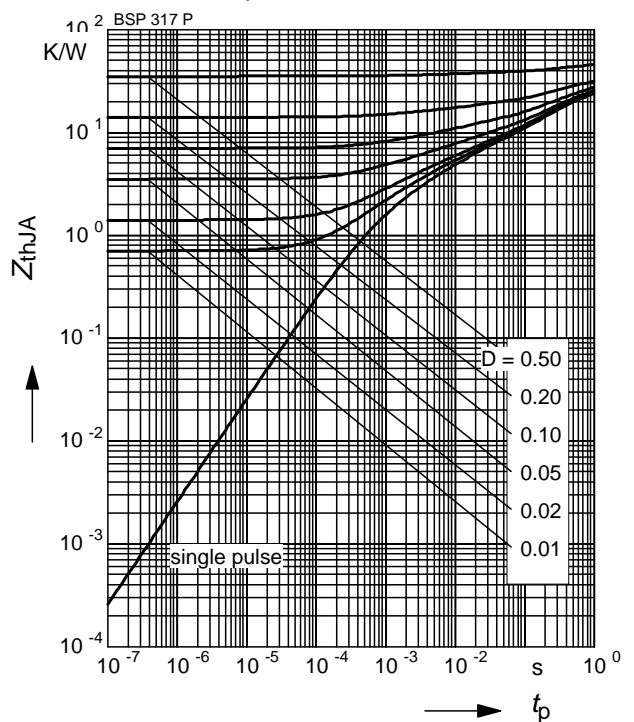
parameter:  $D = 0, T_A = 25^\circ C$



### 4 Transient thermal impedance

$$Z_{thJA} = f(t_p)$$

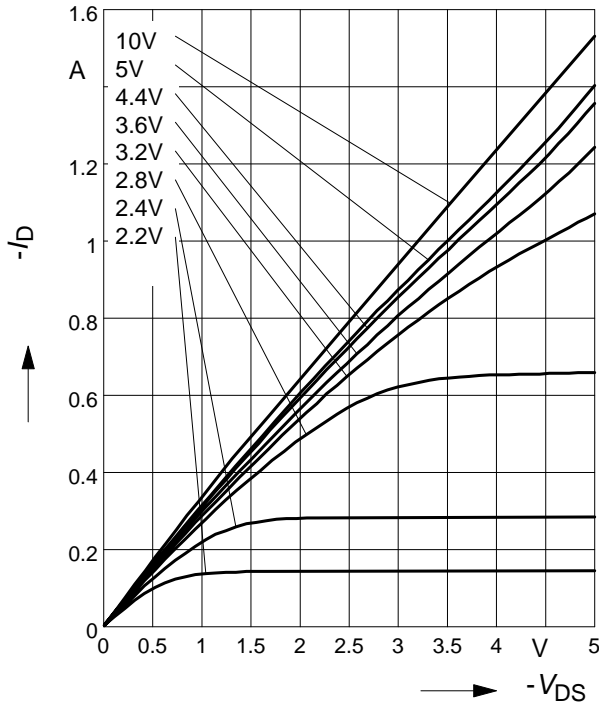
parameter:  $D = t_p/T$



**5 Typ. output characteristic**

$$I_D = f(V_{DS})$$

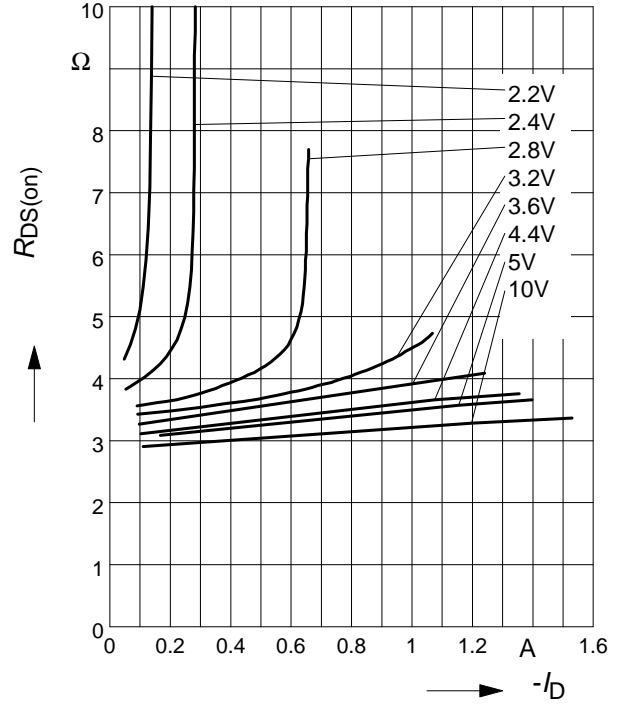
parameter:  $T_j = 25^\circ\text{C}$ ,  $-V_{GS}$



**6 Typ. drain-source on resistance**

$$R_{DS(on)} = f(I_D)$$

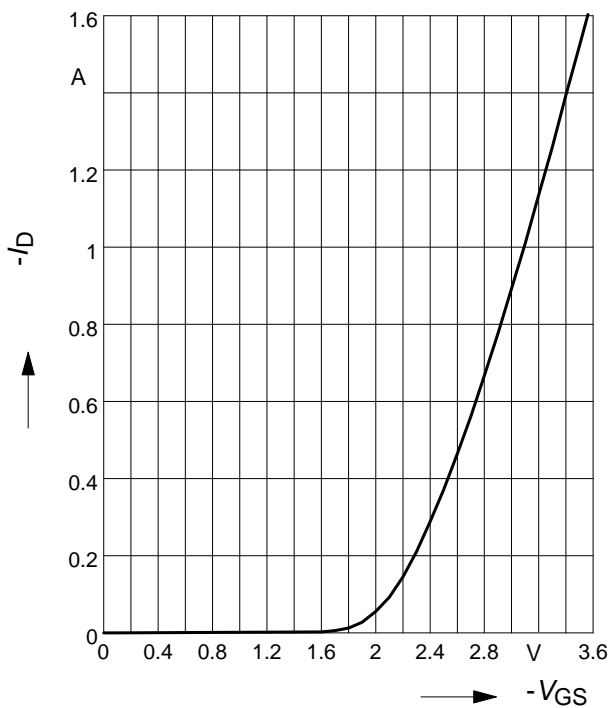
parameter:  $V_{GS}$ ;  $T_j = 25^\circ\text{C}$ ,  $-V_{GS}$



**7 Typ. transfer characteristics**

$$I_D = f(V_{GS}); |V_{DS}| \geq 2 \times |I_D| \times R_{DS(on)max}$$

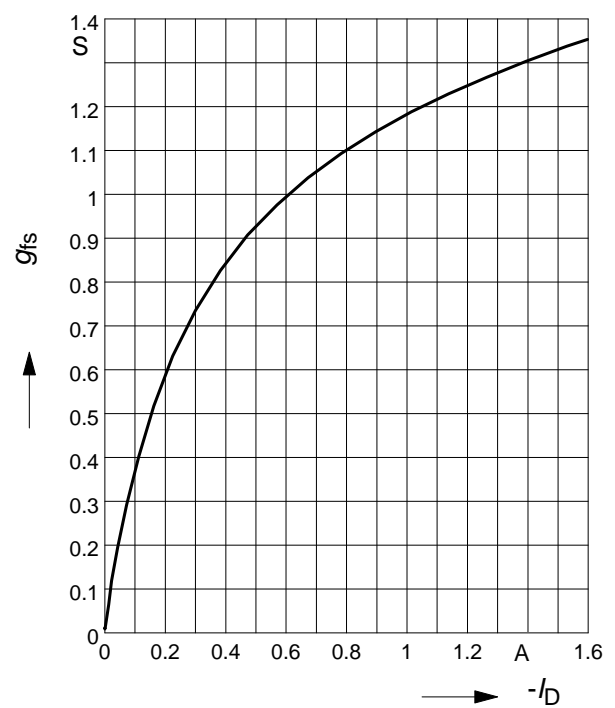
parameter:  $T_j = 25^\circ\text{C}$



**8 Typ. forward transconductance**

$$g_{fs} = f(I_D)$$

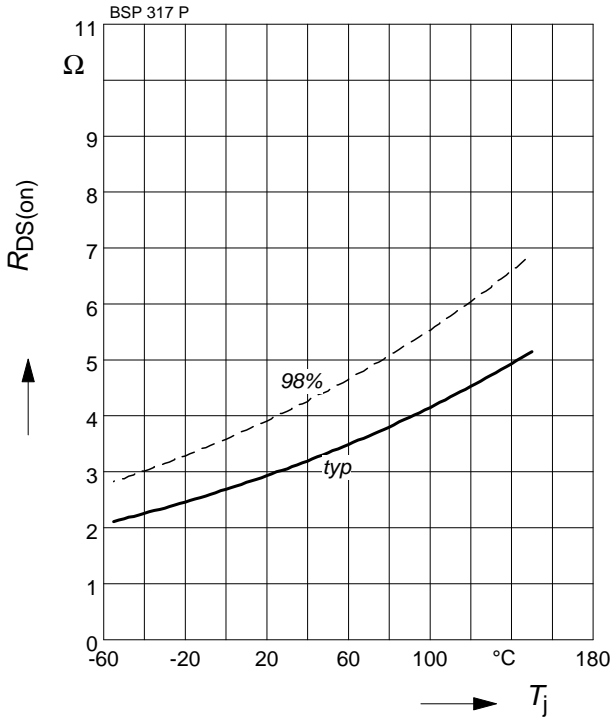
parameter:  $T_j = 25^\circ\text{C}$



**9 Drain-source on-state resistance**

$$R_{DS(on)} = f(T_j)$$

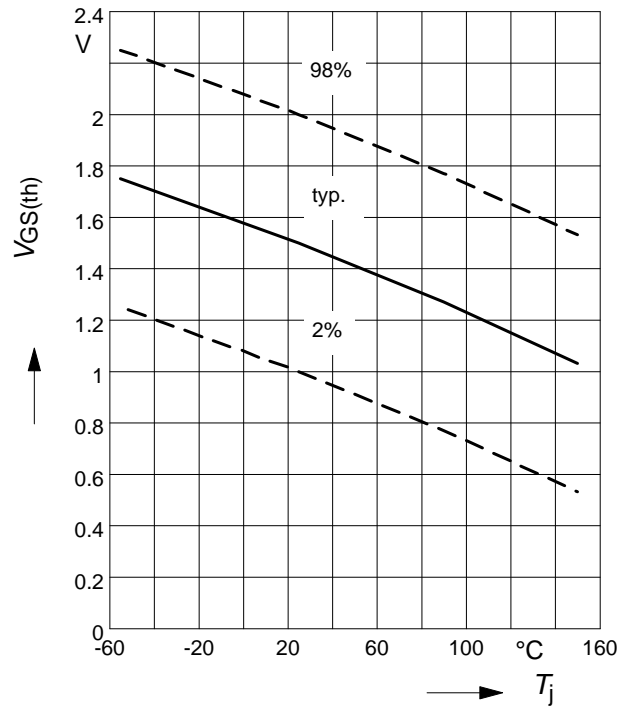
parameter :  $I_D = -0.43 \text{ A}$ ,  $V_{GS} = -10 \text{ V}$



**10 Typ. gate threshold voltage**

$$V_{GS(th)} = f(T_j)$$

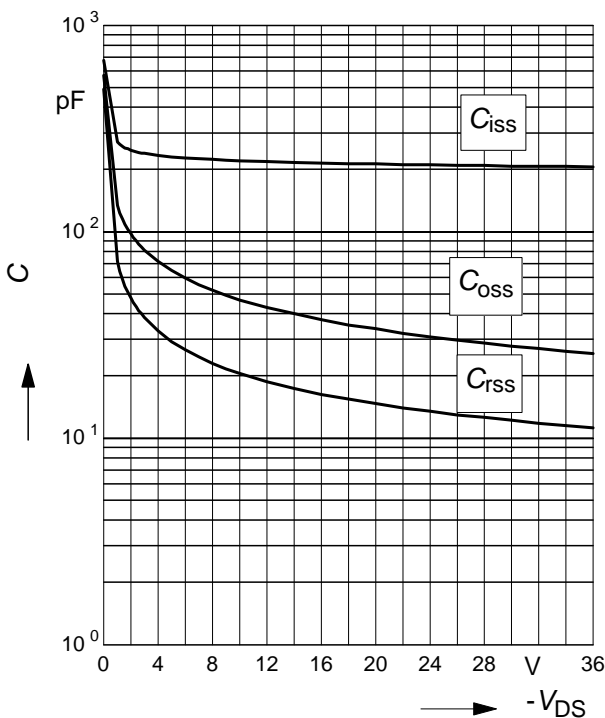
parameter:  $V_{GS} = V_{DS}$



**11 Typ. capacitances**

$$C = f(V_{DS})$$

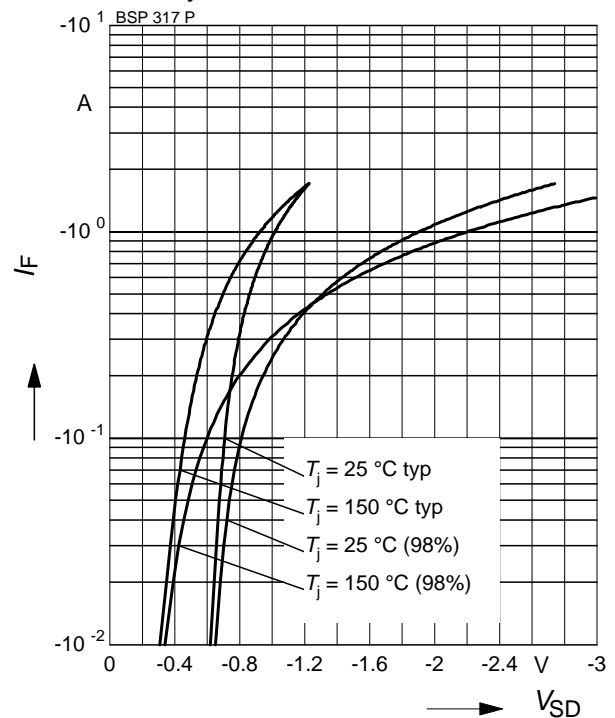
parameter:  $V_{GS}=0$ ,  $f=1 \text{ MHz}$ ,  $T_j = 25^\circ\text{C}$



**12 Forward character. of reverse diode**

$$I_F = f(V_{SD})$$

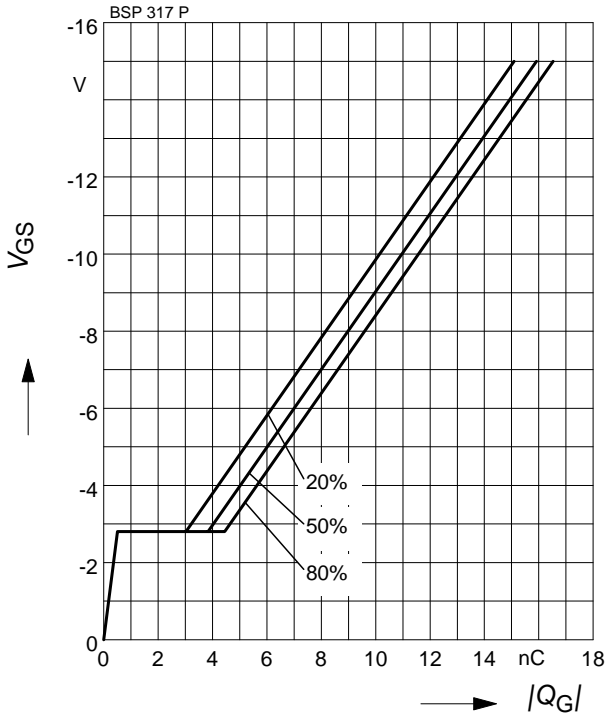
parameter:  $T_j$



**13 Typ. gate charge**

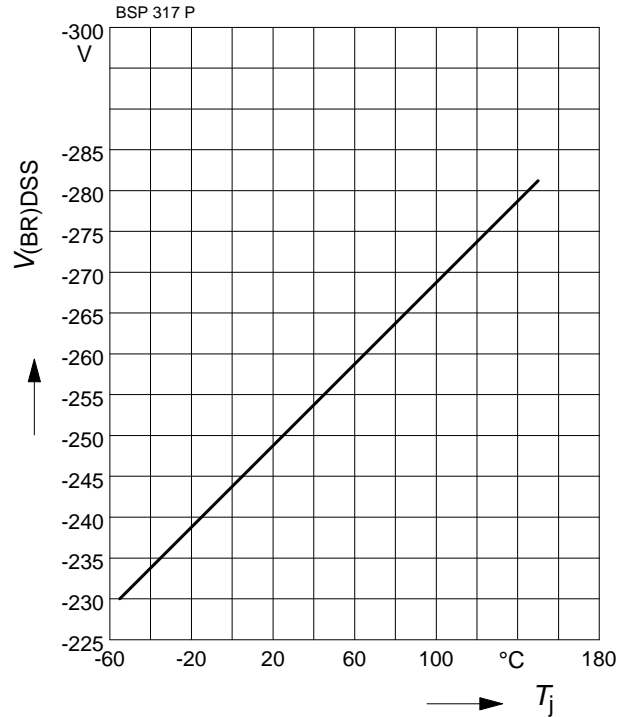
$$V_{GS} = f(Q_{Gate})$$

parameter:  $I_D = -0.43$  A pulsed,  $T_j = 25^\circ\text{C}$



**14 Drain-source breakdown voltage**

$$V_{(BR)DSS} = f(T_j)$$



**Published by**  
**Infineon Technologies AG,**  
**Bereichs Kommunikation**  
**St.-Martin-Strasse 53,**  
**D-81541 München**  
**© Infineon Technologies AG 1999**  
**All Rights Reserved.**

**Attention please!**

The information herein is given to describe certain components and shall not be considered as warranted characteristics.

Terms of delivery and rights to technical change reserved.

We hereby disclaim any and all warranties, including but not limited to warranties of non-infringement, regarding circuits, descriptions and charts stated herein.

Infineon Technologies is an approved CECC manufacturer.

**Information**

For further information on technology, delivery terms and conditions and prices please contact your nearest Infineon Technologies Office in Germany or our Infineon Technologies Representatives worldwide (see address list).

**Warnings**

Due to technical requirements components may contain dangerous substances.

For information on the types in question please contact your nearest Infineon Technologies Office.

Infineon Technologies Components may only be used in life-support devices or systems with the express written approval of Infineon Technologies, if a failure of such components can reasonably be expected to cause the failure of that life-support device or system, or to affect the safety or effectiveness of that device or system. Life support devices or systems are intended to be implanted in the human body, or to support and/or maintain and sustain and/or protect human life. If they fail, it is reasonable to assume that the health of the user or other persons may be endangered.



## X-ON Electronics

Largest Supplier of Electrical and Electronic Components

*Click to view similar products for [Infineon manufacturer](#):*

Other Similar products are found below :

[BSM50GB60DLC](#) [FF600R17KF6C\\_B2](#) [DD260N12KHPSA1](#) [8500808-9](#) [DATA-94-5231](#) [FD401R17KF6C\\_B2](#) [FF401R17KF6C\\_B2](#)  
[FF150R12MS4GBOSA1](#) [SPW21N50C3](#) [IRFS31N20D](#) [XMC1100T038X0064AAXUMA1](#) [FZ400R17KE3HOSA1](#) [IRF2807](#) [SPA07N60CFD](#)  
[SPP04N50C3XKSA1](#) [IRL2910](#) [IRFS52N15DHR](#) [BGA231N7E6327XTSA2](#) [IRGP20B60PD](#) [TDA21310XUSA1](#) [IRF7832](#) [IRF7422D2](#)  
[IRF7301](#) [IRFR3518](#) [TLE4296G V30](#) [IRFZ24N](#) [IDD05SG60C](#) [IRFP260N](#) [IRF7316](#) [IFX25001TCV10ATMA1](#) [IRFR3704](#) [IRLIZ44N](#)  
[BTT6030-2EKA](#) [BSP299 H6327](#) [IFX2931GV33XUMA1](#) [XMC1301T016X0016AAXUMA1](#) [IPU60R2K0C6BKMA1](#) [IPP80N06S4L-07](#)  
[BSR302N L6327](#) [IPU60R1K4C6](#) [IRF7805](#) [IRLR8103V](#) [BSL802SNH6327XTSA1](#) [IRFR3910](#) [IRFS59N10D](#) [IRFS59N10DTRR](#)  
[EVALM113023645ATOBO1](#) [EVALM11302TOBO1](#) [FD1000R33HE3-K](#) [FF1200R17KE3\\_B2](#)