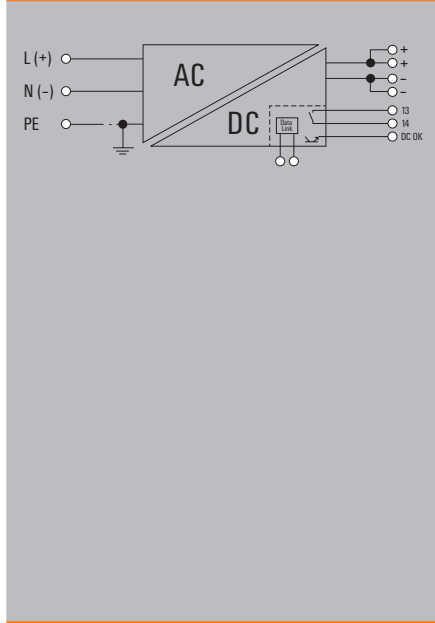


connectPower PRO-H




Technical data

General technical data	
Current limiting	> 100 % I _{rated}
Ambient temp. operating / storage temperature	-25...+70 °C -25 °C...+85 °C
Max. perm. air humidity (operation)	95 % RH
Degree of protection / Class of protection	IP 20 / I, with PE connection
Pollution degree	2
Insulation voltage input/output	4 kV I/O 2 kV I/earth 0.5 kV O/earth
MTBF according to IEC 61709	CP T ... 70/90 W > 1.8 Mio. h CP T ... 140 W > 1.2 Mio. h CP T ... 180/360/600 W > 0.9 Mio. h
Protection against reverse voltages from the load	16 V DC / 35 V DC / 63 V DC
Parallel connection option	yes, without diode module
Housing version	metal, corrosion resistant
Overload protection	Thermal protection, autom. restart
Short circuit protection	Unlimited, autom. restart
Indication	Dual LED Operational: Green LED; Error: Red LED
Mounting position, installation notice	Horizontal on TS 35 mounting rail, with 80 mm space at top and bottom. Side by side mounting with 50 mm clearance.
Stripping length (rated connection)	7 mm
Signal indication	
Power Good Signal	Trigger point 12 V Version 9...11 V DC 24 V Version 18...22 V DC 48 V Version 36...44 V DC
Potential free, floating signal contact	NO contact 30 V DC / 1.0 A max. for 12/24 V DC modules 48 V DC / 0.5 A max. for 36/48 V DC modules
Active output signal	70 W 11 V DC ± 1 V DC / 20 mA max. 140 W 11 V DC ± 1 V DC / 40 mA max. 90 W 22 V DC ± 2 V DC / 10 mA max. 180/360/600 W 24 V DC 22 V DC ± 2 V DC / 20 mA max. 180/360/600 W 48 V DC 44 V DC ± 4 V DC / 15 mA max.
EMC / shock / vibration	
Noise emission acc. to EN55022	Class B
Noise immunity tests acc. to	EN61000-4-2 (ESD), EN61000-4-3 and EN61000-4-8 (Fields), EN61000-4-4 (Burst), EN61000-4-5 (Surge), EN61000-4-6 (conducted), EN61000-4-11 (Dips)
Limiting of mains voltage harmonic currents	according to EN61000-3-2
Vibration IEC 60068-2-6	3 axes, Sinus, 10...55 Hz, 1 g, 1 oct./min
Shock IEC 60068-2-27	3 axes, 15 g, half sinus, 11 ms
Electrical safety (applied standards)	
Electrical equipment of machines	according to EN60204
Safety transformers for switched-mode power units	according to EN61558-2-4
Machinery with electronic equipment	according to EN50178
Safety extra low voltage	SELV according to EN60950

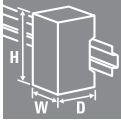


Max. limiting average on state current [A]

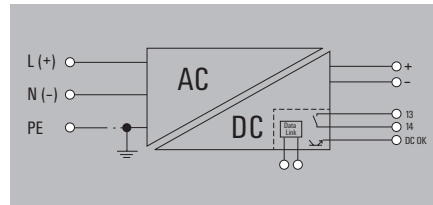
Type \ Temp.	40 °C	50 °C	60 °C	70 °C
1 ph 12 V / 6 A	6.0	5.7	5.4	4.5
1 ph 12 V / 12 A	12.0	9.5	7.0	3.7
1 ph 24 V / 3.8 A	3.8	3.1	2.5	1.7
1 ph 24 V / 7.5 A	7.5	6.3	5.0	3.3
1 ph 24 V / 15 A	15.0	12.5	10.0	6.7
1 ph 24 V / 25 A	25.0	22.5	20.0	13.3
1 ph 36 V / 16.5 A	16.5	15.0	13.3	9.0
1 ph 48 V / 2 A	2.0	1.6	1.3	0.8
1 ph 48 V / 4 A	4.0	3.3	2.5	1.7
1 ph 48 V / 7.5 A	7.5	6.3	5.0	3.3
1 ph 48 V / 12.5 A	12.5	11.3	10.0	7.5
1-2 ph 24 V / 7.5 A	7.5	6.3	5.0	3.3
1-2 ph 24 V / 15 A	15.0	12.5	10.0	6.7
1-2 ph 24 V / 25 A	25.0	22.5	20.0	13.3



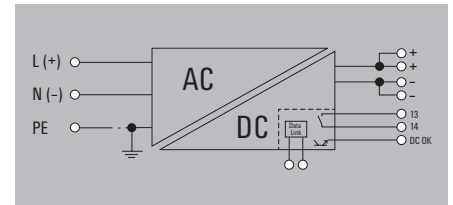
connectPower
PRO-H



CP T SNT 70W 12V 6A



CP T SNT 140W 12V 12A



Technical data

Input	
Rated input voltage	100...240 V AC (wide-range input)
Input voltage range AC	85...264 V AC
Frequency range AC	47...63 Hz
AC current consumption	1 A @ 230 V AC, 2 A @ 115 V AC
Input fuse (internal) / Inrush current	4 A / < 20 A (230 V AC)
Recommended back-up fuse	6...16 A, char. B, circuit breaker
Output	
Rated output voltage	12 V DC ± 1 %
Output voltage	12...14 V DC (adjustable via potentiometer on front)
Residual ripple, breaking spikes	100 mV _{SS} @ 12 V DC, I _{nom}
Rated (nominal) output current @ U _{nom}	6 A @ 40 °C
Continuous output current @ 24 V DC	6 A @ 40 °C, 5.4 A @ 60 °C, 4.5 A @ 70 °C
General data	
Degree of efficiency	typ. 82 % @ 230 V AC
AC failure bridging time @ I _{nom}	min. 20 ms @ 230 V AC, min. 10 ms @ 115 V AC
Parallel connection option	yes, max. 5
Depth x width x height	110 / 35 / 110 mm
Weight	0.5 kg
Approvals	
Approvals	BVATEX; CE; CSA; cULus; cURus; GOSTME25

Input	
Rated input voltage	100...240 V AC (wide-range input)
Input voltage range AC	85...264 V AC
Frequency range AC	47...63 Hz
AC current consumption	1 A @ 230 V AC, 2 A @ 115 V AC
Input fuse (internal) / Inrush current	4 A / < 20 A (230 V AC)
Recommended back-up fuse	6...16 A, char. B, circuit breaker
Output	
Rated output voltage	12 V DC ± 1 %
Output voltage	12...14 V DC (adjustable via potentiometer on front)
Residual ripple, breaking spikes	100 mV _{SS} @ 12 V DC, I _{nom}
Rated (nominal) output current @ U _{nom}	6 A @ 40 °C
Continuous output current @ 24 V DC	6 A @ 40 °C, 5.4 A @ 60 °C, 4.5 A @ 70 °C
General data	
Degree of efficiency	typ. 82 % @ 230 V AC
AC failure bridging time @ I _{nom}	min. 20 ms @ 230 V AC, min. 10 ms @ 115 V AC
Parallel connection option	yes, max. 5
Depth x width x height	110 / 35 / 110 mm
Weight	0.5 kg
Approvals	
Approvals	BVATEX; CE; CSA; cULus; cURus; GOSTME25

Input	
Rated input voltage	100...240 V AC (auto-select)
Input voltage range AC	85...132 V AC, 187...264 V AC
Frequency range AC	47...63 Hz
AC current consumption	1.4 A @ 230 V AC, 2.5 A @ 115 V AC
Input fuse (internal) / Inrush current	4 A / < 20 A (230 V AC)
Recommended back-up fuse	6...16 A, char. B, circuit breaker
Output	
Rated output voltage	12 V DC ± 1 %
Output voltage	12...14 V DC (adjustable via potentiometer on front)
Residual ripple, breaking spikes	100 mV _{SS} @ 12 V DC, I _{nom}
Rated (nominal) output current @ U _{nom}	12 A @ 40 °C
Continuous output current @ 24 V DC	12 A @ 40 °C, 7 A @ 60 °C, 3.7 A @ 70 °C
General data	
Degree of efficiency	typ. 85 % @ 230 V AC
AC failure bridging time @ I _{nom}	min. 20 ms @ 230 V AC, min. 10 ms @ 115 V AC
Parallel connection option	yes, max. 5
Depth x width x height	110 / 54 / 110 mm
Weight	0.7 kg
Approvals	
Approvals	BVATEX; CE; CSA; cULus; cURus; GOSTME25

Connection data	
Wire connection method	Screw connection
Number of terminals	3 for L/N/PE
Wire cross-section, rigid min/max	0.5 / 2.5 mm ²
Wire cross-section, flexible min/max	0.5 / 2.5 mm ²
Wire cross-section, AWG/kcmil min/max	24 / 12
Note	

Input	Output
Wire connection method	Screw connection
Number of terminals	2 (+ / -)
Wire cross-section, rigid min/max	0.5 / 2.5 mm ²
Wire cross-section, flexible min/max	0.5 / 2.5 mm ²
Wire cross-section, AWG/kcmil min/max	24 / 12

Input	Output
Wire connection method	Screw connection
Number of terminals	7 (+ / - / Signal)
Wire cross-section, rigid min/max	0.5 / 2.5 mm ²
Wire cross-section, flexible min/max	0.5 / 2.5 mm ²
Wire cross-section, AWG/kcmil min/max	24 / 12

Ordering data

Type	Qty.	Order No.
CP T SNT 70W 12V 6A	1	1105430000

Type	Qty.	Order No.
CP T SNT 70W 12V 6A	1	1105430000

Type	Qty.	Order No.
CP T SNT 140W 12V 12A	1	1105440000

Note
The internal varistor found in a switch-mode power supply does not replace the necessary surge protection in a system.

Note
The internal varistor found in a switch-mode power supply does not replace the necessary surge protection in a system.

Note
The internal varistor found in a switch-mode power supply does not replace the necessary surge protection in a system.

Accessories


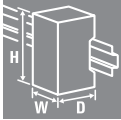
Note

Note

Note

connectPower PRO-H

connectPower PRO-H



Technical data

Input	
Rated input voltage	100...240 V AC (wide-range input)
Input voltage range AC	85...264 V AC
Frequency range AC	47...63 Hz
AC current consumption	1 A @ 230 V AC, 2.1 A @ 115 V AC
Input fuse (internal) / Inrush current	4 A / < 20 A (230 V AC)
Recommended back-up fuse	6...16 A, char. B, circuit breaker
Output	
Rated output voltage	24 V DC ± 1 %
Output voltage	24...28 V DC (adjustable via potentiometer on front)
Residual ripple, breaking spikes	100 mV _{pp} @ 24 V DC, I _{nom}
Rated (nominal) output current @ U _{nom}	3.8 A @ 40 °C
Continuous output current @ 24 V DC	3.8 A @ 40 °C, 2.5 A @ 60 °C, 1.7 A @ 70 °C
General data	
Degree of efficiency	typ. 85 % @ 230 V AC
AC failure bridging time @ I _{nom}	min. 20 ms @ 230 V AC, min. 10 ms @ 115 V AC
Parallel connection option	yes, max. 5
Depth x width x height	110 / 35 / 110 mm
Weight	0.5 kg
Approvals	
Approvals	BVATEX; CE; CSA; cULus; cURus; GOSTME25

Connection data	
Wire connection method	Screw connection
Number of terminals	3 for L/N/PE
Wire cross-section, rigid min/max	0.5 / 2.5 mm ²
Wire cross-section, flexible min/max	0.5 / 2.5 mm ²
Wire cross-section, AWG/kcmil min/max	24 / 12
Note	

Ordering data

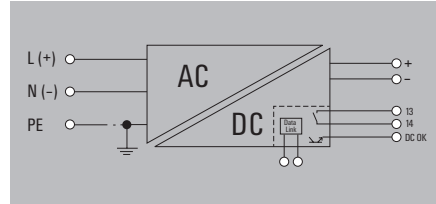
Type	Qty.	Order No.
CP T SNT 90W 24V 3,8A	1	1105790000

Note
The internal varistor found in a switch-mode power supply does not replace the necessary surge protection in a system.

Accessories

Note

CP T SNT 90W 24V 3.8A



Input	
Rated input voltage	100...240 V AC (wide-range input)
Input voltage range AC	85...264 V AC
Frequency range AC	47...63 Hz
AC current consumption	1 A @ 230 V AC, 2.1 A @ 115 V AC
Input fuse (internal) / Inrush current	4 A / < 20 A (230 V AC)
Recommended back-up fuse	6...16 A, char. B, circuit breaker
Output	
Rated output voltage	24 V DC ± 1 %
Output voltage	24...28 V DC (adjustable via potentiometer on front)
Residual ripple, breaking spikes	100 mV _{pp} @ 24 V DC, I _{nom}
Rated (nominal) output current @ U _{nom}	3.8 A @ 40 °C
Continuous output current @ 24 V DC	3.8 A @ 40 °C, 2.5 A @ 60 °C, 1.7 A @ 70 °C
General data	
Degree of efficiency	typ. 85 % @ 230 V AC
AC failure bridging time @ I _{nom}	min. 20 ms @ 230 V AC, min. 10 ms @ 115 V AC
Parallel connection option	yes, max. 5
Depth x width x height	110 / 35 / 110 mm
Weight	0.5 kg
Approvals	
Approvals	BVATEX; CE; CSA; cULus; cURus; GOSTME25

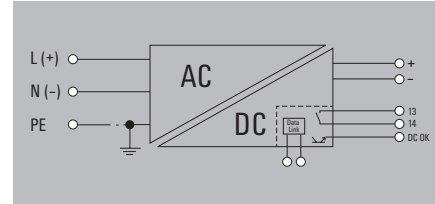
Input	Output
Screw connection	Screw connection
3 for L/N/PE	2 (+ / -)
0.5 / 2.5	1 / 2.5
0.5 / 2.5	0.5 / 2.5
24 / 12	24 / 12

Type	Qty.	Order No.
CP T SNT 90W 24V 3,8A	1	1105790000

Note
The internal varistor found in a switch-mode power supply does not replace the necessary surge protection in a system.

CP T SNT 90W 24V 3.8A CL2

Class 2, UL 1310



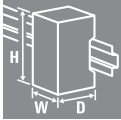
Input	
Rated input voltage	100...240 V AC (wide-range input)
Input voltage range AC	85...264 V AC
Frequency range AC	47...63 Hz
AC current consumption	1 A @ 230 V AC, 2.1 A @ 115 V AC
Input fuse (internal) / Inrush current	4 A / < 20 A (230 V AC)
Recommended back-up fuse	6...16 A, char. B, circuit breaker
Output	
Rated output voltage	24 V DC ± 1 %
Output voltage	24...28 V DC (adjustable via potentiometer on front)
Residual ripple, breaking spikes	100 mV _{pp} @ 24 V DC, I _{nom}
Rated (nominal) output current @ U _{nom}	3.8 A @ 40 °C
Continuous output current @ 24 V DC	3.8 A @ 40 °C, 2.5 A @ 60 °C, 1.7 A @ 70 °C
General data	
Degree of efficiency	typ. 85 % @ 230 V AC
AC failure bridging time @ I _{nom}	min. 20 ms @ 230 V AC, min. 10 ms @ 115 V AC
Parallel connection option	yes, max. 5
Depth x width x height	110 / 35 / 110 mm
Weight	0.5 kg
Approvals	
Approvals	CE; cULus; GOSTME25

Input	Output
Screw connection	Screw connection
3 for L/N/PE	2 (+ / -)
0.5 / 2.5	1 / 2.5
0.5 / 2.5	0.5 / 2.5
24 / 12	24 / 12

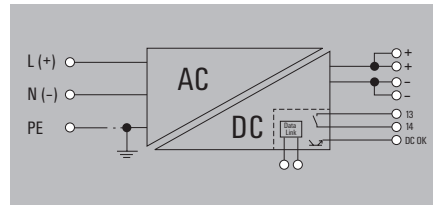
Type	Qty.	Order No.
CP T SNT 90W 24V3,8ACL2	1	1194410000

Note
The internal varistor found in a switch-mode power supply does not replace the necessary surge protection in a system.

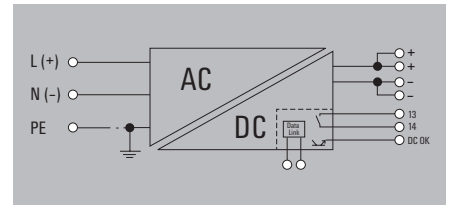
connectPower
PRO-H



CP T SNT 180W 24V 7.5A



CP T SNT 360W 24V 15A



Technical data

Input	
Rated input voltage	100...240 V AC (auto-select)
Input voltage range AC	85...132 V AC, 187...264 V AC
Frequency range AC	47...63 Hz
AC current consumption	1.4 A @ 230 V AC, 2.5 A @ 115 V AC
Input fuse (internal) / Inrush current	4 A / < 20 A (230 V AC)
Recommended back-up fuse	6...16 A, char. B, circuit breaker
Output	
Rated output voltage	24 V DC ± 1 %
Output voltage	24...28 V DC (adjustable via potentiometer on front)
Residual ripple, breaking spikes	100 mV _{pp} @ 24 V DC, I _{nom}
Rated (nominal) output current @ U _{nom}	7.5 A @ 40 °C
Continuous output current @ 24 V DC	7.5 A @ 40 °C, 5 A @ 60 °C, 3.3 A @ 70 °C
General data	
Degree of efficiency	typ. 88 % @ 230 V AC
AC failure bridging time @ I _{nom}	min. 20 ms @ 230 V AC, min. 10 ms @ 115 V AC
Parallel connection option	yes, max. 5
Depth x width x height	110 / 54 / 110 mm
Weight	0.7 kg
Approvals	
Approvals	BVATEX; CE; CSA; cULus; cURus; GOSTME25

Input	
Rated input voltage	100...240 V AC (auto-select)
Input voltage range AC	85...132 V AC, 187...264 V AC
Frequency range AC	47...63 Hz
AC current consumption	1.4 A @ 230 V AC, 2.5 A @ 115 V AC
Input fuse (internal) / Inrush current	4 A / < 20 A (230 V AC)
Recommended back-up fuse	6...16 A, char. B, circuit breaker
Output	
Rated output voltage	24 V DC ± 1 %
Output voltage	24...28 V DC (adjustable via potentiometer on front)
Residual ripple, breaking spikes	100 mV _{pp} @ 24 V DC, I _{nom}
Rated (nominal) output current @ U _{nom}	7.5 A @ 40 °C
Continuous output current @ 24 V DC	7.5 A @ 40 °C, 5 A @ 60 °C, 3.3 A @ 70 °C
General data	
Degree of efficiency	typ. 88 % @ 230 V AC
AC failure bridging time @ I _{nom}	min. 20 ms @ 230 V AC, min. 10 ms @ 115 V AC
Parallel connection option	yes, max. 5
Depth x width x height	110 / 54 / 110 mm
Weight	0.7 kg
Approvals	
Approvals	BVATEX; CE; CSA; cULus; cURus; GOSTME25

Input	
Rated input voltage	100...240 V AC (auto-select)
Input voltage range AC	85...132 V AC, 187...264 V AC
Frequency range AC	47...63 Hz
AC current consumption	2.5 A @ 230 V AC, 5 A @ 115 V AC
Input fuse (internal) / Inrush current	6.3 A / < 25 A (230 V AC)
Recommended back-up fuse	10...16 A, char. B, circuit breaker
Output	
Rated output voltage	24 V DC ± 1 %
Output voltage	24...28 V DC (adjustable via potentiometer on front)
Residual ripple, breaking spikes	100 mV _{pp} @ 24 V DC, I _{nom}
Rated (nominal) output current @ U _{nom}	15 A @ 40 °C
Continuous output current @ 24 V DC	15 A @ 40 °C, 10 A @ 60 °C, 6.7 A @ 70 °C
General data	
Degree of efficiency	typ. 87 % @ 230 V AC
AC failure bridging time @ I _{nom}	min. 20 ms @ 230 V AC, min. 10 ms @ 115 V AC
Parallel connection option	yes, max. 5
Depth x width x height	110 / 80 / 110 mm
Weight	1.1 kg
Approvals	
Approvals	BVATEX; CE; CSA; cULus; cURus; GOSTME25

Connection data	
Wire connection method	Screw connection
Number of terminals	3 for L/N/PE
Wire cross-section, rigid min/max	0.5 / 2.5 mm ²
Wire cross-section, flexible min/max	0.5 / 2.5 mm ²
Wire cross-section, AWG/kcmil min/max	24 / 12
Note	

Input	Output
Screw connection	Screw connection
3 for L/N/PE	7 (+ / - / Signal)
0.5 / 2.5	1 / 2.5
0.5 / 2.5	0.5 / 2.5
24 / 12	24 / 12

Input	Output
Screw connection	Screw connection
3 for L/N/PE	7 (+ / - / Signal)
0.5 / 2.5	1 / 2.5
0.5 / 2.5	1 / 2.5
24 / 12	18 / 12

Ordering data

Type	Qty.	Order No.
CP T SNT 180W 24V 7,5A	1	1105810000

Type	Qty.	Order No.
CP T SNT 180W 24V 7,5A	1	1105810000

Type	Qty.	Order No.
CP T SNT 360W 24V 15A	1	1105820000

Note

The internal varistor found in a switch-mode power supply does not replace the necessary surge protection in a system.

The internal varistor found in a switch-mode power supply does not replace the necessary surge protection in a system.

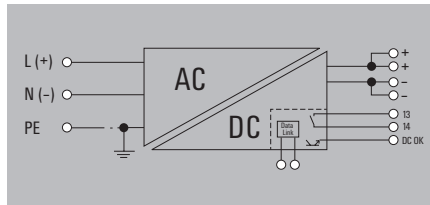
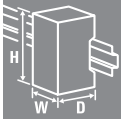
Accessories

Note

connectPower PRO-H

connectPower PRO-H

CP T SNT 600W 24V 25A



Technical data

Input
Rated input voltage
Input voltage range AC
Frequency range AC
AC current consumption
Input fuse (internal) / Inrush current
Recommended back-up fuse
Output
Rated output voltage
Output voltage
Residual ripple, breaking spikes
Rated (nominal) output current @ U_{nom}
Continuous output current @ 24 V DC
General data
Degree of efficiency
AC failure bridging time @ I_{nom}
Parallel connection option
Depth x width x height
Weight
Approvals
Approvals

100...240 V AC (auto-select)
85...132 V AC, 187...264 V AC
47...63 Hz
5 A @ 230 V AC, 10 A @ 115 V AC
12 A / < 30 A (230 V AC)
16...25 A, char. B, circuit breaker
24 V DC \pm 1 %
24...28 V DC (adjustable via potentiometer on front)
100 mV _{pp} @ 24 V DC, I_{nom}
25 A @ 40 °C
25 A @ 40 °C, 20 A @ 60 °C, 13.3 A @ 70 °C
typ. 89 % @ 230 V AC
min. 20 ms @ 230 V AC, min. 10 ms @ 115 V AC
yes, max. 5
125 / 165 / 125 mm
2.8 kg
BVATEX; CE; CSA; cULus; cURus; GOSTME25

Connection data	
Wire connection method	
Number of terminals	
Wire cross-section, rigid min/max	mm ²
Wire cross-section, flexible min/max	mm ²
Wire cross-section, AWG/kcmil min/max	
Note	

Input	Output
Screw connection	Screw connection
3 for L/N/PE	7 (+ / - / Signal)
1 / 4	1 / 2.5
1 / 4	2.5 / 4
18 / 10	12 / 10

Ordering data

--

Type	Qty.	Order No.
CP T SNT 600W 24V 25A	1	1105840000

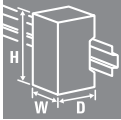
Note

The internal varistor found in a switch-mode power supply does not replace the necessary surge protection in a system.

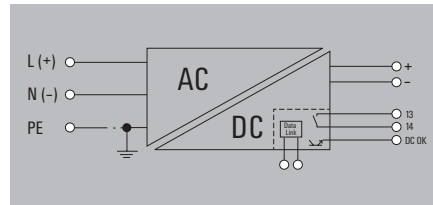
Accessories

Note

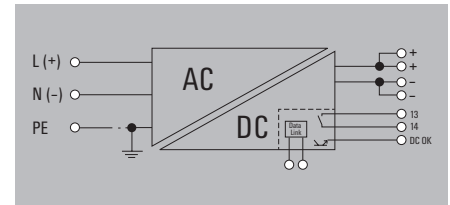
connectPower
PRO-H



CP T SNT 90W 48V 2A



CP T SNT 180W 48V 4A



Technical data

Input	
Rated input voltage	100...240 V AC (wide-range input)
Input voltage range AC	85...264 V AC
Frequency range AC	47...63 Hz
AC current consumption	1 A @ 230 V AC, 2.1 A @ 115 V AC
Input fuse (internal) / Inrush current	4 A / < 20 A (230 V AC)
Recommended back-up fuse	6...16 A, char. B, circuit breaker
Output	
Rated output voltage	48 V DC ± 1 %
Output voltage	48...56 V DC (adjustable via potentiometer on front)
Residual ripple, breaking spikes	100 mV _{SS} @ 48 V DC, I _{Nom}
Rated (nominal) output current @ U _{Nom}	2 A @ 40 °C
Continuous output current @ 24 V DC	2 A @ 40 °C, 1.3 A @ 60 °C, 0.8 A @ 70 °C
General data	
Degree of efficiency	typ. 87 % @ 230 V AC
AC failure bridging time @ I _{Nom}	min. 20 ms @ 230 V AC, min. 10 ms @ 115 V AC
Parallel connection option	yes, max. 5
Depth x width x height	110 / 35 / 110 mm
Weight	0.5 kg
Approvals	
Approvals	BVATEX; CE; cULus; GOSTME25

Input	
Rated input voltage	100...240 V AC (wide-range input)
Input voltage range AC	85...264 V AC
Frequency range AC	47...63 Hz
AC current consumption	1 A @ 230 V AC, 2.1 A @ 115 V AC
Input fuse (internal) / Inrush current	4 A / < 20 A (230 V AC)
Recommended back-up fuse	6...16 A, char. B, circuit breaker
Output	
Rated output voltage	48 V DC ± 1 %
Output voltage	48...56 V DC (adjustable via potentiometer on front)
Residual ripple, breaking spikes	100 mV _{SS} @ 48 V DC, I _{Nom}
Rated (nominal) output current @ U _{Nom}	2 A @ 40 °C
Continuous output current @ 24 V DC	2 A @ 40 °C, 1.3 A @ 60 °C, 0.8 A @ 70 °C
General data	
Degree of efficiency	typ. 87 % @ 230 V AC
AC failure bridging time @ I _{Nom}	min. 20 ms @ 230 V AC, min. 10 ms @ 115 V AC
Parallel connection option	yes, max. 5
Depth x width x height	110 / 35 / 110 mm
Weight	0.5 kg
Approvals	
Approvals	BVATEX; CE; cULus; GOSTME25

Input	
Rated input voltage	100...240 V AC (auto-select)
Input voltage range AC	85...132 V AC, 187...264 V AC
Frequency range AC	47...63 Hz
AC current consumption	1.4 A @ 230 V AC, 2.5 A @ 115 V AC
Input fuse (internal) / Inrush current	4 A / < 25 A (230 V AC)
Recommended back-up fuse	6...16 A, char. B, circuit breaker
Output	
Rated output voltage	48 V DC ± 1 %
Output voltage	48...56 V DC (adjustable via potentiometer on front)
Residual ripple, breaking spikes	100 mV _{SS} @ 48 V DC, I _{Nom}
Rated (nominal) output current @ U _{Nom}	4 A @ 40 °C
Continuous output current @ 24 V DC	4 A @ 40 °C, 2.5 A @ 60 °C, 1.7 A @ 70 °C
General data	
Degree of efficiency	typ. 90 % @ 230 V AC
AC failure bridging time @ I _{Nom}	min. 20 ms @ 230 V AC, min. 10 ms @ 115 V AC
Parallel connection option	yes, max. 5
Depth x width x height	110 / 54 / 110 mm
Weight	0.7 kg
Approvals	
Approvals	BVATEX; CE; CSA; cULus; cURus; GOSTME25

Connection data	
Wire connection method	Screw connection
Number of terminals	3 for L/N/PE
Wire cross-section, rigid min/max	0.5 / 2.5 mm ²
Wire cross-section, flexible min/max	0.5 / 2.5 mm ²
Wire cross-section, AWG/kcmil min/max	24 / 12
Note	

Input	Output
Wire connection method	Screw connection
Number of terminals	2 (+ / -)
Wire cross-section, rigid min/max	0.5 / 2.5
Wire cross-section, flexible min/max	0.5 / 2.5
Wire cross-section, AWG/kcmil min/max	24 / 12

Input	Output
Wire connection method	Screw connection
Number of terminals	7 (+ / - / Signal)
Wire cross-section, rigid min/max	0.5 / 2.5
Wire cross-section, flexible min/max	0.5 / 2.5
Wire cross-section, AWG/kcmil min/max	24 / 12

Ordering data

Type	Qty.	Order No.
CP T SNT 90W 48V 2A	1	1194420000

Type	Qty.	Order No.
CP T SNT 180W 48V 4A	1	1105850000

Type	Qty.	Order No.
CP T SNT 180W 48V 4A	1	1105850000

Note

The internal varistor found in a switch-mode power supply does not replace the necessary surge protection in a system.

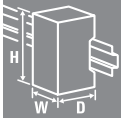
The internal varistor found in a switch-mode power supply does not replace the necessary surge protection in a system.

Accessories

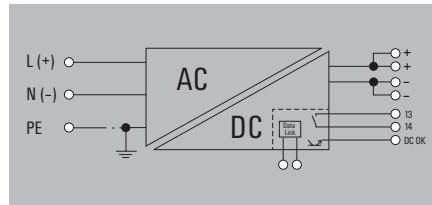
Note

connectPower PRO-H

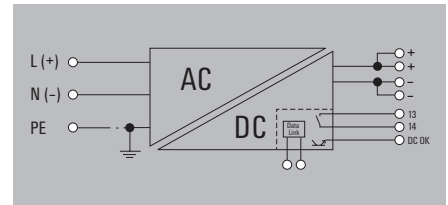
connectPower PRO-H



CP T SNT 360W 48V 7.5A



CP T SNT 600W 48V 12.5A



Technical data

Input	
Rated input voltage	100...240 V AC (auto-select)
Input voltage range AC	85...132 V AC, 187...264 V AC
Frequency range AC	47...63 Hz
AC current consumption	2.5 A @ 230 V AC, 5 A @ 115 V AC
Input fuse (internal) / Inrush current	6.3 A / < 25 A (230 V AC)
Recommended back-up fuse	10...16 A, char. B, circuit breaker
Output	
Rated output voltage	48 V DC ± 1 %
Output voltage	48...56 V DC (adjustable via potentiometer on front)
Residual ripple, breaking spikes	100 mV _{SS} @ 48 V DC, I _{Nom}
Rated (nominal) output current @ U _{Nom}	7.5 A @ 40 °C
Continuous output current @ 24 V DC	7.5 A @ 40 °C, 5 A @ 60 °C, 3.3 A @ 70 °C
General data	
Degree of efficiency	typ. 89 % @ 230 V AC
AC failure bridging time @ I _{Nom}	min. 20 ms @ 230 V AC, min. 10 ms @ 115 V AC
Parallel connection option	yes, max. 5
Depth x width x height	125 / 80 / 125 mm
Weight	1.1 kg
Approvals	
Approvals	BVATEX; CE; CSA; cULus; cURus; GOSTME25

Input	
Rated input voltage	100...240 V AC (auto-select)
Input voltage range AC	85...132 V AC, 187...264 V AC
Frequency range AC	47...63 Hz
AC current consumption	2.5 A @ 230 V AC, 5 A @ 115 V AC
Input fuse (internal) / Inrush current	6.3 A / < 25 A (230 V AC)
Recommended back-up fuse	10...16 A, char. B, circuit breaker
Output	
Rated output voltage	48 V DC ± 1 %
Output voltage	48...56 V DC (adjustable via potentiometer on front)
Residual ripple, breaking spikes	100 mV _{SS} @ 48 V DC, I _{Nom}
Rated (nominal) output current @ U _{Nom}	7.5 A @ 40 °C
Continuous output current @ 24 V DC	7.5 A @ 40 °C, 5 A @ 60 °C, 3.3 A @ 70 °C
General data	
Degree of efficiency	typ. 89 % @ 230 V AC
AC failure bridging time @ I _{Nom}	min. 20 ms @ 230 V AC, min. 10 ms @ 115 V AC
Parallel connection option	yes, max. 5
Depth x width x height	125 / 80 / 125 mm
Weight	1.1 kg
Approvals	
Approvals	BVATEX; CE; CSA; cULus; cURus; GOSTME25

Input	
Rated input voltage	100...240 V AC (auto-select)
Input voltage range AC	85...132 V AC, 187...264 V AC
Frequency range AC	47...63 Hz
AC current consumption	5 A @ 230 V AC, 10 A @ 115 V AC
Input fuse (internal) / Inrush current	12 A / < 30 A (230 V AC)
Recommended back-up fuse	16...25 A, char. B, circuit breaker
Output	
Rated output voltage	48 V DC ± 1 %
Output voltage	48...56 V DC (adjustable via potentiometer on front)
Residual ripple, breaking spikes	100 mV _{SS} @ 48 V DC, I _{Nom}
Rated (nominal) output current @ U _{Nom}	12.5 A @ 40 °C
Continuous output current @ 24 V DC	12.5 A @ 40 °C, 10 A @ 60 °C, 7.5 A @ 70 °C
General data	
Degree of efficiency	typ. 91 % @ 230 V AC
AC failure bridging time @ I _{Nom}	min. 20 ms @ 230 V AC, min. 10 ms @ 115 V AC
Parallel connection option	yes, max. 5
Depth x width x height	125 / 165 / 125 mm
Weight	2.8 kg
Approvals	
Approvals	BVATEX; CE; CSA; cULus; cURus; GOSTME25

Connection data	
Wire connection method	Screw connection
Number of terminals	3 for L/N/PE
Wire cross-section, rigid min/max	0.5 / 2.5 mm ²
Wire cross-section, flexible min/max	0.5 / 2.5 mm ²
Wire cross-section, AWG/kcmil min/max	24 / 12
Note	

Input	Output
Screw connection	Screw connection
3 for L/N/PE	7 (+ / - / Signal)
0.5 / 2.5	1 / 2.5
0.5 / 2.5	1 / 2.5
24 / 12	18 / 12

Input	Output
Screw connection	Screw connection
3 for L/N/PE	7 (+ / - / Signal)
1 / 4	1 / 2.5
1 / 4	2.5 / 4
18 / 10	12 / 10

Ordering data

Type	Qty.	Order No.
CP T SNT 360W 48V 7,5A	1	1105860000

Type	Qty.	Order No.
CP T SNT 360W 48V 7,5A	1	1105860000

Type	Qty.	Order No.
CP T SNT 600W 48V 12,5A	1	1105870000

Note
The internal varistor found in a switch-mode power supply does not replace the necessary surge protection in a system.

Note
The internal varistor found in a switch-mode power supply does not replace the necessary surge protection in a system.

Note
The internal varistor found in a switch-mode power supply does not replace the necessary surge protection in a system.

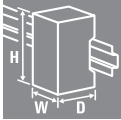
Accessories

Note

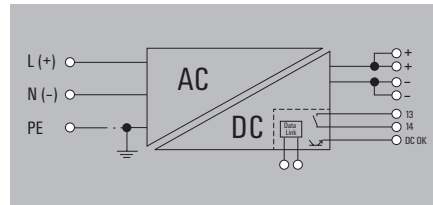
Note

Note

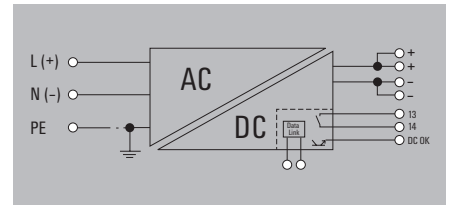
connectPower
PRO-H



CP T SNT2 180W 24V 7.5A



CP T SNT2 360W 24V 15A



Technical data

Input	
Rated input voltage	100...500 V AC (switchable)
Input voltage range AC	85...132 V AC, 187...550 V AC
Frequency range AC	50 / 60 Hz
AC current consumption	
Input fuse (internal) / Inrush current	
Recommended back-up fuse	
Output	
Rated output voltage	24 V DC ± 1 %
Output voltage	24...28 V DC (adjustable via potentiometer on front)
Residual ripple, breaking spikes	100 mV _{pp} @ 24 V DC, I _{nom}
Rated (nominal) output current @ U _{nom}	7.5 A @ 40 °C
Continuous output current @ 24 V DC	7.5 A @ 40 °C, 5 A @ 60 °C, 3.3 A @ 70 °C
General data	
Degree of efficiency	typ. 88 %
AC failure bridging time @ I _{nom}	min. 20 ms
Parallel connection option	Yes
Depth x width x height	110 / 54 / 110 mm
Weight	0.7 kg
Approvals	
Approvals	CE

Input	
Rated input voltage	100...500 V AC (switchable)
Input voltage range AC	85...132 V AC, 187...550 V AC
Frequency range AC	50 / 60 Hz
AC current consumption	
Input fuse (internal) / Inrush current	
Recommended back-up fuse	
Output	
Rated output voltage	24 V DC ± 1 %
Output voltage	24...28 V DC (adjustable via potentiometer on front)
Residual ripple, breaking spikes	100 mV _{pp} @ 24 V DC, I _{nom}
Rated (nominal) output current @ U _{nom}	7.5 A @ 40 °C
Continuous output current @ 24 V DC	7.5 A @ 40 °C, 5 A @ 60 °C, 3.3 A @ 70 °C
General data	
Degree of efficiency	typ. 88 %
AC failure bridging time @ I _{nom}	min. 20 ms
Parallel connection option	Yes
Depth x width x height	110 / 54 / 110 mm
Weight	0.7 kg
Approvals	
Approvals	CE

Input	
Rated input voltage	100...500 V AC (switchable)
Input voltage range AC	85...132 V AC, 187...550 V AC
Frequency range AC	50 / 60 Hz
AC current consumption	
Input fuse (internal) / Inrush current	
Recommended back-up fuse	
Output	
Rated output voltage	24 V DC ± 1 %
Output voltage	24...28 V DC (adjustable via potentiometer on front)
Residual ripple, breaking spikes	100 mV _{pp} @ 24 V DC, I _{nom}
Rated (nominal) output current @ U _{nom}	15 A @ 40 °C
Continuous output current @ 24 V DC	15 A @ 40 °C, 6.7 A @ 70 °C, 10 A @ 60 °C
General data	
Degree of efficiency	typ. 88 %
AC failure bridging time @ I _{nom}	min. 20 ms
Parallel connection option	Yes
Depth x width x height	125 / 80 / 125 mm
Weight	1.1 kg
Approvals	
Approvals	CE

Connection data	
Wire connection method	Screw connection
Number of terminals	3 for L/N/PE
Wire cross-section, rigid min/max	1 / 4 mm ²
Wire cross-section, flexible min/max	1 / 4 mm ²
Wire cross-section, AWG/kcmil min/max	18 / 10
Note	
The device is suitable for single-phase and two-phase operation.	

Input	Output
Wire connection method	Screw connection
Number of terminals	4 (++ / -)
Wire cross-section, rigid min/max	1 / 4 mm ²
Wire cross-section, flexible min/max	1 / 4 mm ²
Wire cross-section, AWG/kcmil min/max	18 / 10
Note	
The device is suitable for single-phase and two-phase operation.	

Input	Output
Wire connection method	Screw connection
Number of terminals	4 (++ / -)
Wire cross-section, rigid min/max	1 / 4 mm ²
Wire cross-section, flexible min/max	1 / 4 mm ²
Wire cross-section, AWG/kcmil min/max	18 / 10
Note	
The device is suitable for single-phase and two-phase operation.	

Ordering data

Type	Qty.	Order No.
CP T SNT2 180 W 24 V 7,5 A	1	1194480000

Type	Qty.	Order No.
CP T SNT2 180 W 24 V 7,5 A	1	1194480000

Type	Qty.	Order No.
CP T SNT2 360 W 24 V 15 A	1	1194490000

Note
The internal varistor found in a switch-mode power supply does not replace the necessary surge protection in a system.

Note
The internal varistor found in a switch-mode power supply does not replace the necessary surge protection in a system.

Note
The internal varistor found in a switch-mode power supply does not replace the necessary surge protection in a system.

Accessories

Note

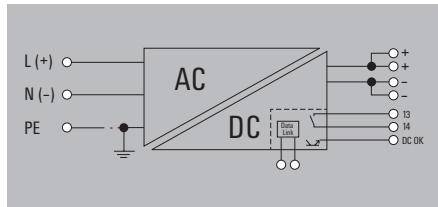
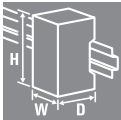
Note

Note

connectPower PRO-H

connectPower PRO-H

CP T SNT2 600W 24V 25A



Technical data

Input
Rated input voltage
Input voltage range AC
Frequency range AC
AC current consumption
Input fuse (internal) / Inrush current
Recommended back-up fuse
Output
Rated output voltage
Output voltage
Residual ripple, breaking spikes
Rated (nominal) output current @ U_{nom}
Continuous output current @ 24 V DC
General data
Degree of efficiency
AC failure bridging time @ I_{nom}
Parallel connection option
Depth x width x height
Weight
Approvals
Approvals

100...500 V AC (switchable)
85...132 V AC, 187...550 V AC
50 / 60 Hz
/ < 50 A @ 230 V AC
24 V DC \pm 1 %
24...28 V DC (adjustable via potentiometer on front)
100 mV _{pp} @ 24 V DC, I_{nom}
25 A @ 40 °C
25 A @ 40 °C, 20 A @ 40 °C, 13.3 A @ 70 °C
typ. 88 %
min. 20 ms
Yes
125 / 190 / 125 mm
3 kg
CE

Connection data	
Wire connection method	
Number of terminals	
Wire cross-section, rigid min/max	mm ²
Wire cross-section, flexible min/max	mm ²
Wire cross-section, AWG/kcmil min/max	
Note	

Input	Output
Screw connection	Screw connection
3 for L/N/PE	5 (++ / -)
1 / 4	2.5 / 4
1 / 4	2.5 / 4
18 / 10	12 / 10
The device is suitable for single-phase and two-phase operation.	

Ordering data

--

Type	Qty.	Order No.
CP T SNT2 600 W 24 V 25 A	1	1194310000

Note

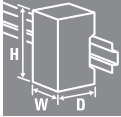
--

The internal varistor found in a switch-mode power supply does not replace the necessary surge protection in a system.

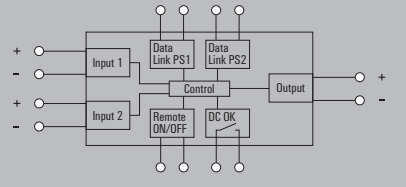
Accessories

Note

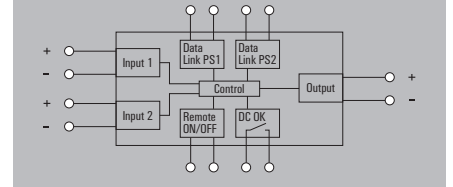
connectPower PRO-H



CPT RM 10



CP T RM 20



Technical data

Input	
Rated input voltage	
Input voltage range AC	
Frequency range AC	
AC current consumption	
Input fuse (internal) / Inrush current	
Recommended back-up fuse	
Output	
Rated output voltage	
Output voltage	
Residual ripple, breaking spikes	
Rated (nominal) output current @ U_{nom}	
Continuous output current @ 24 V DC	
General data	
Degree of efficiency	
AC failure bridging time @ I_{nom}	
Parallel connection option	
Depth x width x height	
Weight	
Approvals	
Approvals	

Rated input voltage	24 V DC
Input voltage range AC	
Frequency range AC	
AC current consumption	
Input fuse (internal) / Inrush current	
Recommended back-up fuse	
Rated output voltage	24 V DC \pm 1 %
Output voltage	24...28 V DC (adjustable via potentiometer on front)
Residual ripple, breaking spikes	100 mV _{pp} @ 24 V DC, I_{nom}
Rated (nominal) output current @ U_{nom}	15 A @ 40 °C
Continuous output current @ 24 V DC	
Degree of efficiency	
AC failure bridging time @ I_{nom}	
Parallel connection option	
Depth x width x height	110 / 35 / 110 mm
Weight	0.4 kg
Approvals	CE; CSA; cURus; GOSTME25

Rated input voltage	24 V DC
Input voltage range AC	
Frequency range AC	
AC current consumption	
Input fuse (internal) / Inrush current	
Recommended back-up fuse	
Rated output voltage	24 V DC \pm 1 %
Output voltage	24...28 V DC (adjustable via potentiometer on front)
Residual ripple, breaking spikes	100 mV _{pp} @ 24 V DC, I_{nom}
Rated (nominal) output current @ U_{nom}	25 A @ 40 °C
Continuous output current @ 24 V DC	
Degree of efficiency	
AC failure bridging time @ I_{nom}	
Parallel connection option	
Depth x width x height	110 / 54 / 110 mm
Weight	0.45 kg
Approvals	CE; CSA; cURus; GOSTME25

Connection data	
Wire connection method	
Number of terminals	
Wire cross-section, rigid min/max	mm ²
Wire cross-section, flexible min/max	mm ²
Wire cross-section, AWG/kcmil min/max	
Note	

Input	Output
4 (++-)	4 (++ / -)
1 / 4	2.5 / 4
1 / 4	2.5 / 4
18 / 10	12 / 10

Input	Output
4 (++-)	4 (++ / -)
1 / 4	2.5 / 4
1 / 4	2.5 / 4
18 / 10	12 / 10

Ordering data

Type	Qty.	Order No.
CPT RM 10	1	1105880000

Type	Qty.	Order No.
CP T RM 20	1	1105890000

Note

Accessories


Note

Small screwdriver



Type	Blade type	Size/AF	a	b	c	Order No.
SDIK PH1		1.00			80	9008570000
SDIS 0.5X3.0X100	B		0.5	3	100	9008380000

Large screwdriver



Type	Blade type	Size/AF	a	b	c	Order No.
SDIK PH2		2.00			100	9008580000
SDIS 1.0X5.5X125	B		1	5.5	125	9008410000

Markers



Type	Colour	Qty.	Order No.
SM 18/9.5 K MC NE WS	white	200	1248580000

End bracket

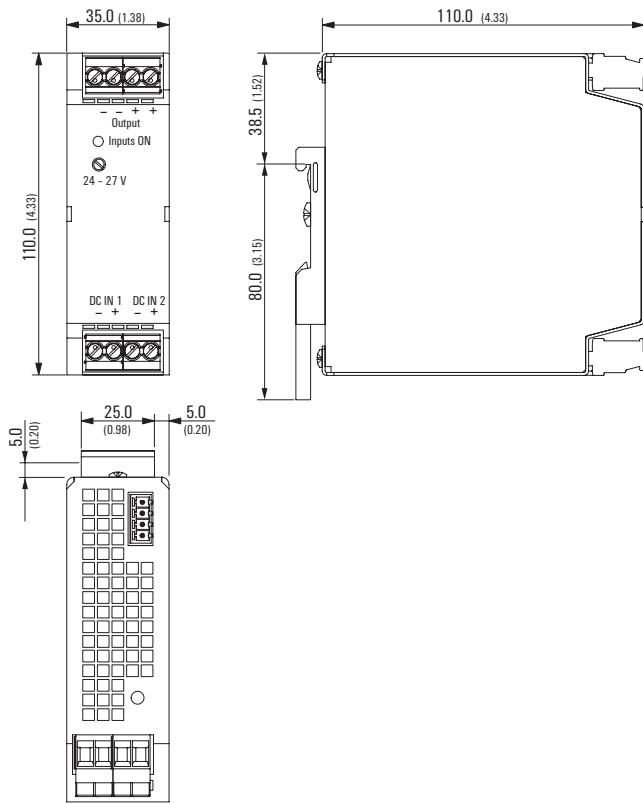
For DIN rail TS 35



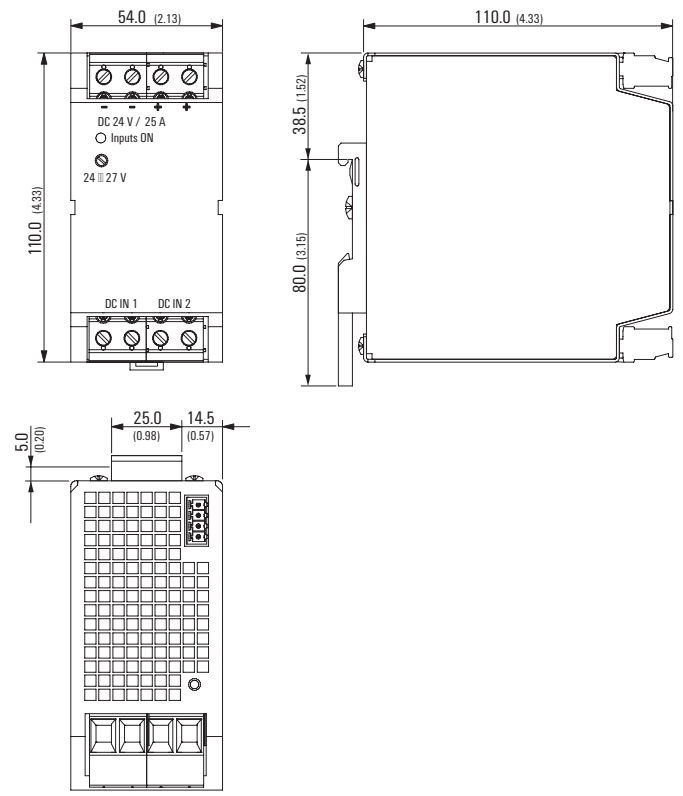
Polyamide with fibre glass, screwable	Colour	Torque	Qty.	Order No.
WEW 35/1 SW	black	1.2 Nm	50	1162600000

PRO-H Dimensional drawings

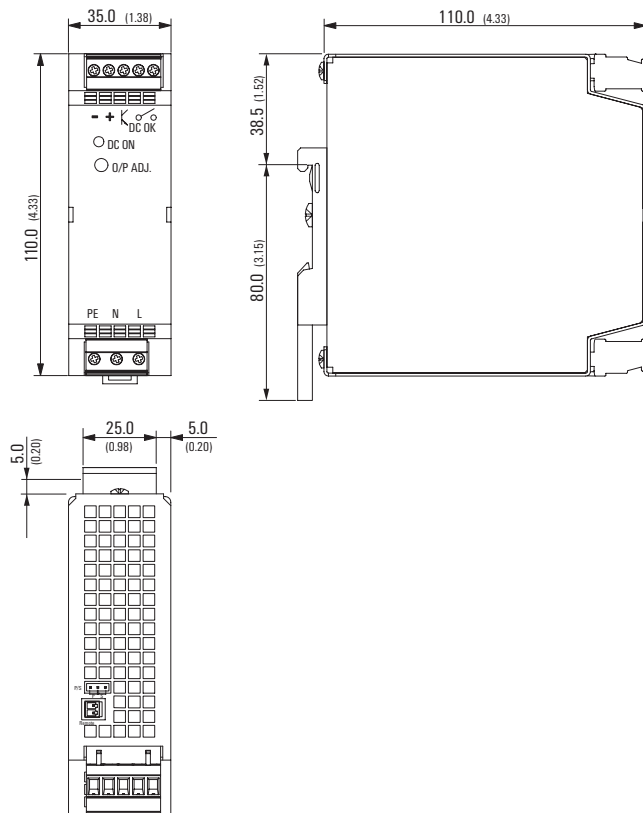
CP T RM 10



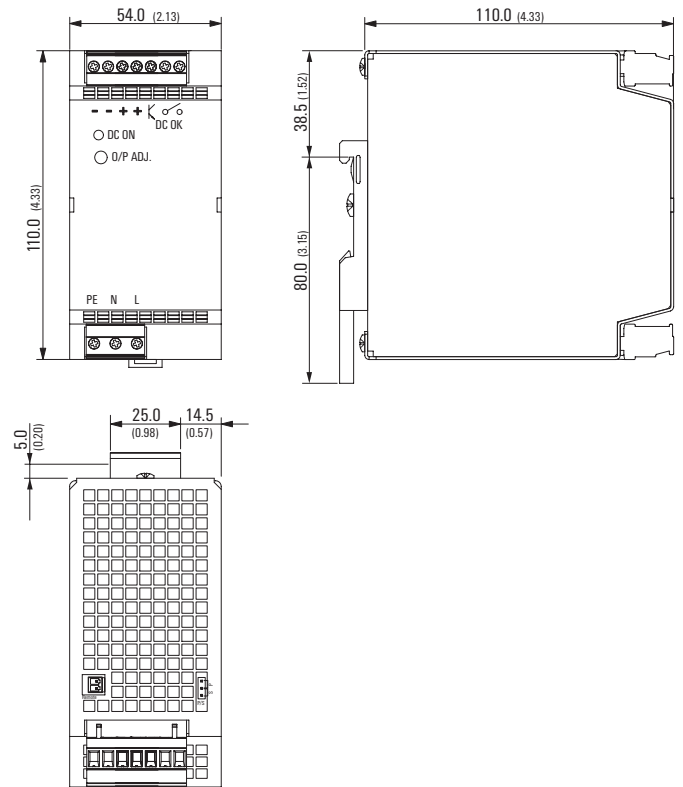
CP T RM 20



CP T SNT 70 W / 90 W

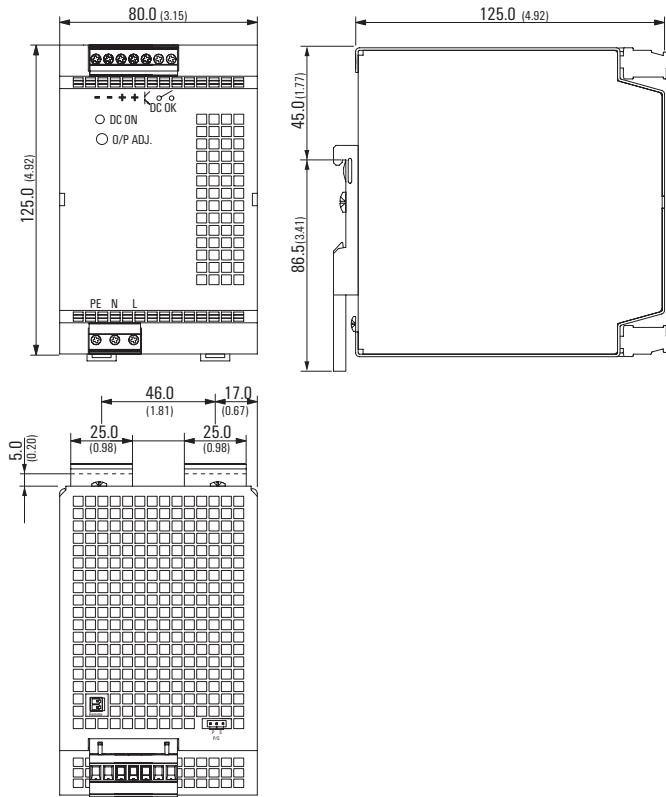


CP T SNT 180 W / 140 W

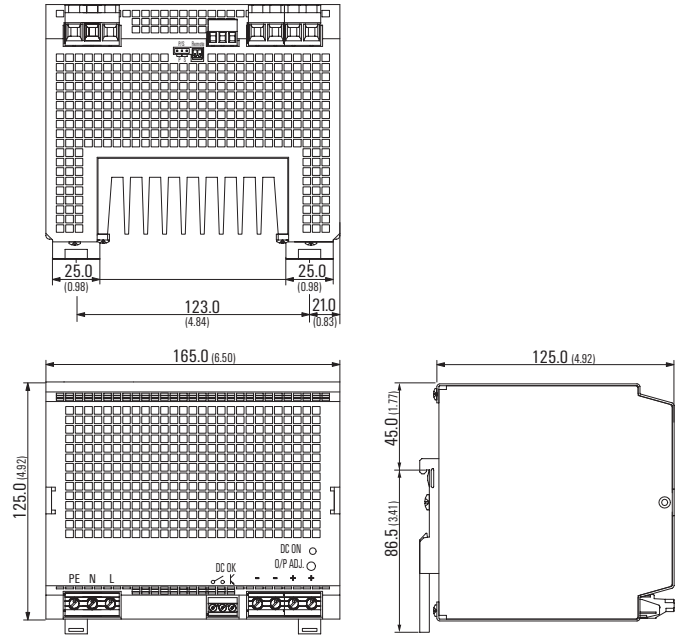


PRO-H Dimensional drawings

CP T SNT 360 W / 480 W



CP T SNT 600 W / 960 W



X-ON Electronics

Largest Supplier of Electrical and Electronic Components

Click to view similar products for [DIN Rail Power Supplies](#) category:

Click to view products by [Weidmuller](#) manufacturer:

Other Similar products are found below :

[PS-3015](#) [PSP-480S48](#) [PSR-SD25](#) [PS-S6024](#) [DR-45-24](#) [DRP048V120W1BA](#) [DVP01PU-S](#) [DVP06AD-S](#) [DVP06XA-S](#) [DVDPNET-SL](#)
[DVPDT01-S](#) [DVPPS01](#) [DVPPS02](#) [KHNA30F-5](#) [KHNA60F-24](#) [S8JX-G01524](#) [S8JX-G01548C](#) [S8JX-G03512D](#) [S8VS-09024B-F](#) [PS-6012](#)
[PS9Z-5R1G](#) [PS-C24024](#) [PSC-9648](#) [5607189](#) [KHNA30F-24](#) [KHNA480F-24](#) [KHNA90F-12](#) [KHNA90F-24](#) [DVP08ST11N](#) [DVPACAB530](#)
[DVPCOPM-SL](#) [DVPEN01-SL](#) [DVPPF01-S](#) [S8JX-G10012](#) [S8JX-G15024](#) [CBI1210A](#) [SS14011524](#) [S8JX-G01505C](#) [S8TS-06024-E1](#) [PS-](#)
[S2012](#) [PSW-12024](#) [PS-UPS40](#) [PSC-6024](#) [S8VS-48024A-F](#) [PSD-A60W12](#) [96PS-A120WDIN](#) [PSD-A60W48](#) [S8JX-G03515CD](#) [PSD-](#)
[A40W12](#) [PSD-A40W24](#)