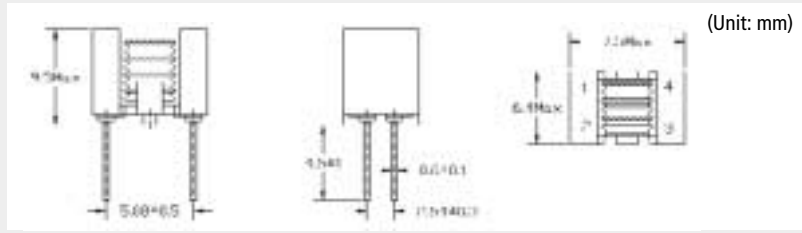



EXTERNAL DIMENSIONS



Test Equipment and Conditions

- Operating Temperature Range : - 25°C to + 85°C

Features

- Easy mounting on pc board.
- L-element circuit ensures excellent attenuation characteristics over a wide frequency range.

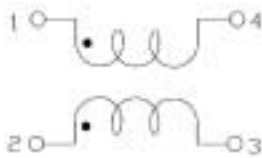
Applications

- EMI countermeasures at signal lines of personal computers microcomputers ,peripheral devices , etc.
- Countermeasures against common-mode noise at composite video signals.

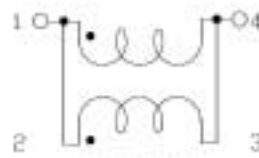
Specifications

Part Number	PARALLEL			SERIES		
	Inductance (μH) @1KHz	Impedance (Ω) min.	DC Resistance (mΩ) max.	Inductance (μH) @1KHz	Impedance (Ω) min.	DC Resistance (mΩ) max.
SBC-75-350	35±50%	400@100MHz	30	120(Typ)	1575@40MHz	60
SBC-75-600	60±35%	800@ 80MHz	40	200(Typ)	3000@20MHz	80
SBC-75-101	100±35%	1100@ 50MHz	55	300(Typ)	4700@10MHz	110

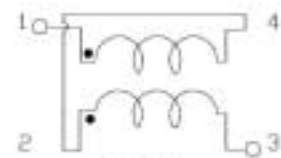
CIRCUIT



TEST CIRCUIT



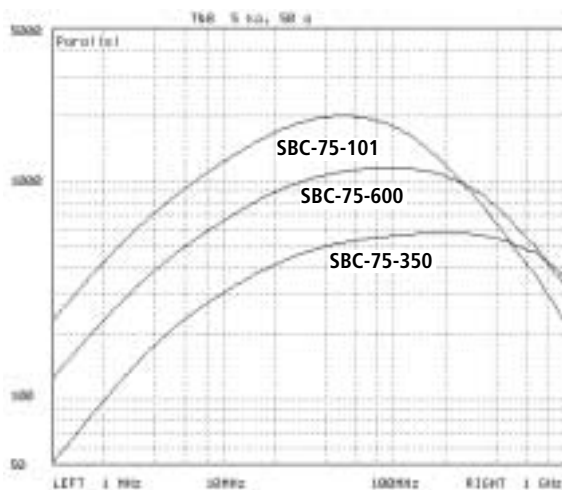
PARALLEL



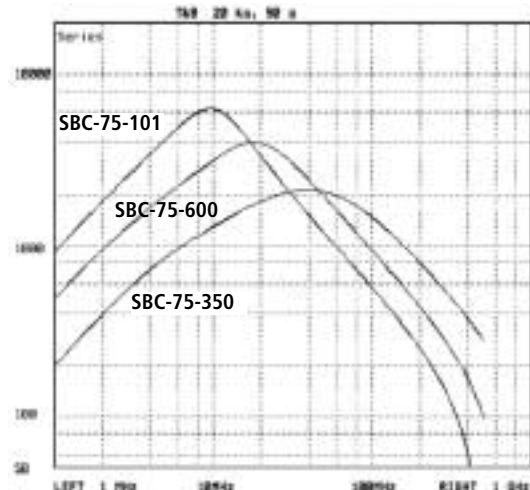
SERIES

Impedance-Frequency Characteristics

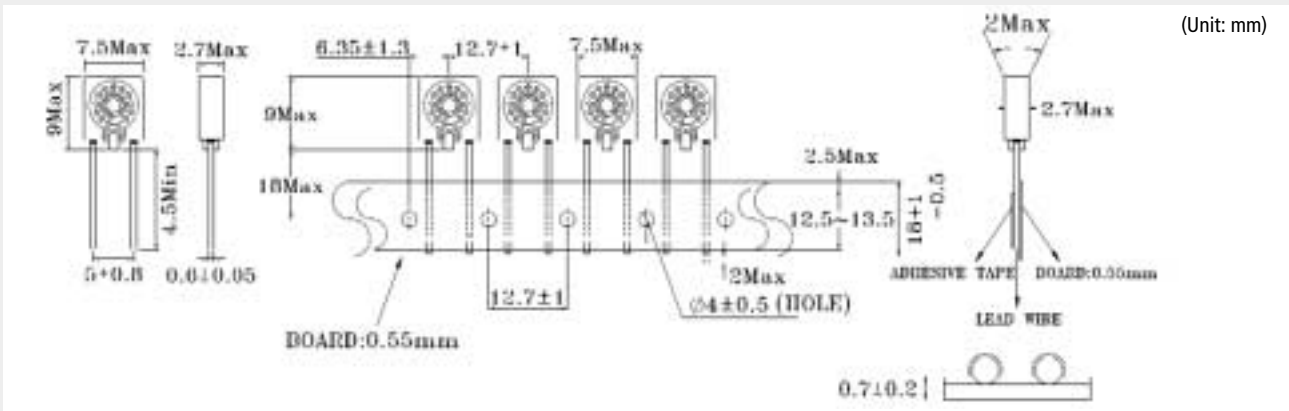
PARALLEL



SERIES



EXTERNAL DIMENSIONS



Test Equipment and Conditions

- Operating Temperature Range : - 25°C to + 85°C

Features

- Unique configuration
- Ideal for EMI filters.
- Core is Ni-Zn ferrite.
- Base material is Phenolic.
- Highly accurate dimensions and taped for automatic inserting.

Applications

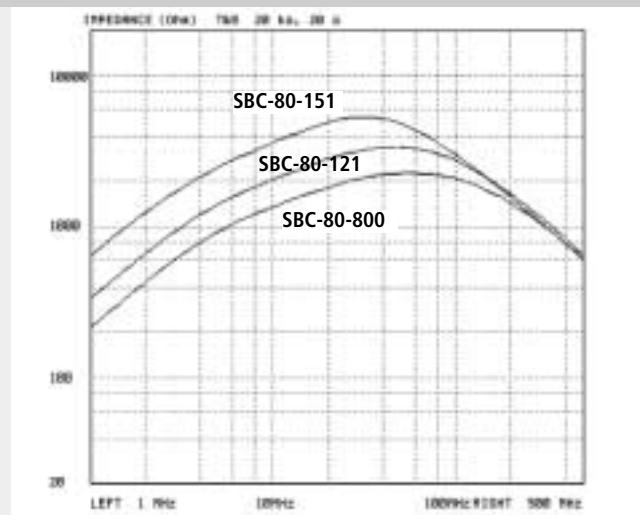
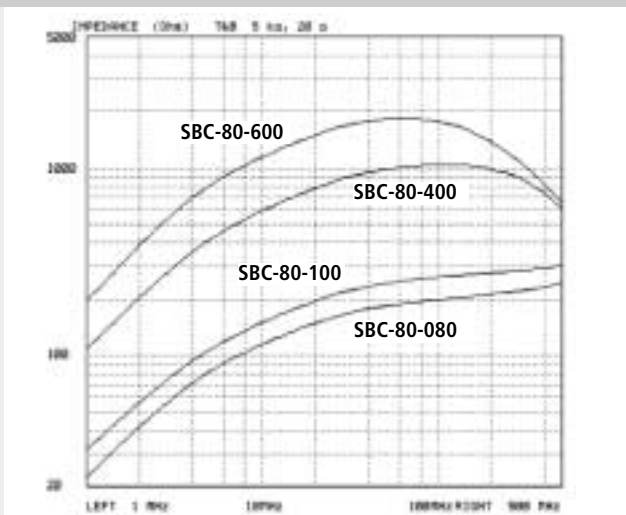
- EMI line filter.
- Personal computers.
- Microcomputer and peripheral devices.
- VCD, DVD and TV circuit.



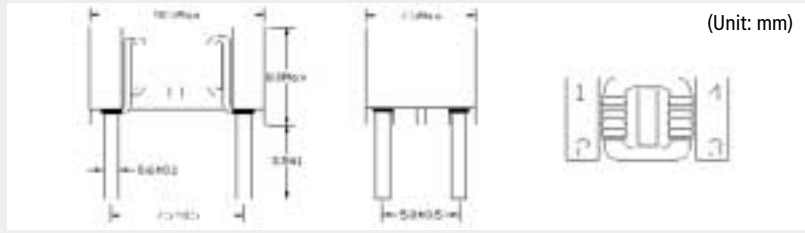
Specifications

Part Number	Inductance (μH) @1KHz	Test Frequency (MHz)	Impedance (Ω) min.	Rated DC Current (mA)	DC Resistance (mΩ) max.)
SBC-80-080	8±50%	300	165	500	15
SBC-80-100	10±50%	200	205	500	15
SBC-80-400	40±50%	120	770	500	25
SBC-80-600	60±50%	60	1360	500	30
SBC-80-800	80±50%	60	1680	500	35
SBC-80-121	120±50%	50	2500	250	95
SBC-80-151	150±50%	30	3960	250	110

Impedance-Frequency Characteristics



EXTERNAL DIMENSIONS



Test Equipment and Conditions

- Operating Temperature Range : - 25°C to + 85°C

Features

- Compact size high performance and low cost.
- Large impedance at high frequencies.
- Excellent high frequency characteristics.

Applications

- Applied equipment: TV, VCR, Switching power sources, NC machines, Computes systems and Measuring instruments.

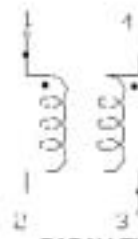
Specifications

Part Number	PARALLEL			SERIES		
	Inductance (μH) @1KHz	Impedance (Ω) min.	DC Resistance (mΩ) max.	Inductance (μH) @1KHz	Impedance (Ω) min.	DC Resistance (mΩ) max.
SBC-90-200	20±50%	540@250MHz	26	150(Typ)	2000@70MHz	53
SBC-90-101	100±35%	1200@100MHz	70	400(Typ)	3800@50MHz	190

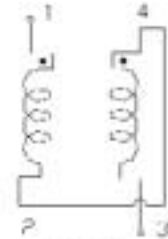
CIRCUIT



TEST CIRCUIT



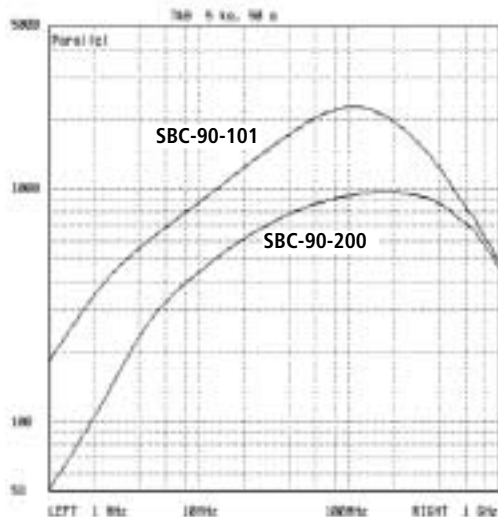
PARALLEL



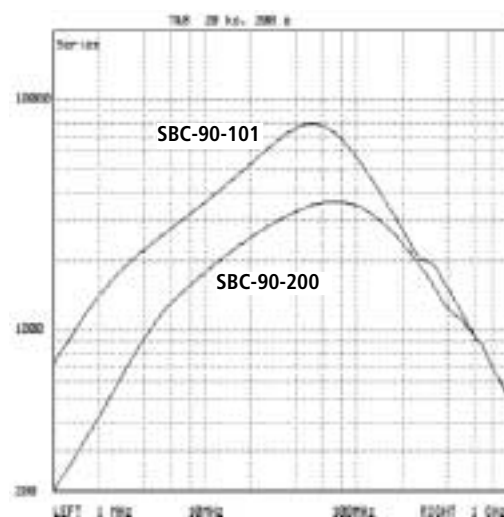
SERIES

Impedance-Frequency Characteristics

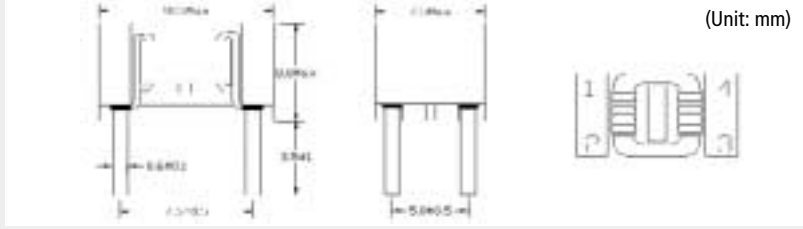
PARALLEL



SERIES



EXTERNAL DIMENSIONS



Test Equipment and Conditions

- Operating Temperature Range : - 25°C to + 85°C

Features

- Compact size high performance and low cost.
- Large impedance at high frequencies.
- Excellent high frequency characteristics.

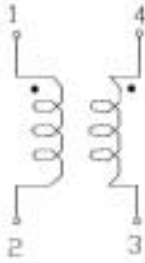
Applications

- Applied equipment: TV, VCR, Switching power sources, NC machines, Computers systems and Measuring instruments.

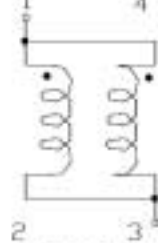
Specifications

Part Number	Inductance (μH)	Impedance (Parallel) (mΩ) min.	DC Resistance (mΩ) max.
SBC-95-170	17±20%@100KHz	390@300MHz	25
SBC-95-270	27±50%@1KHz	900@50MHz	30

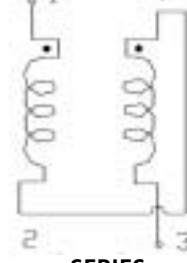
CIRCUIT



TEST CIRCUIT



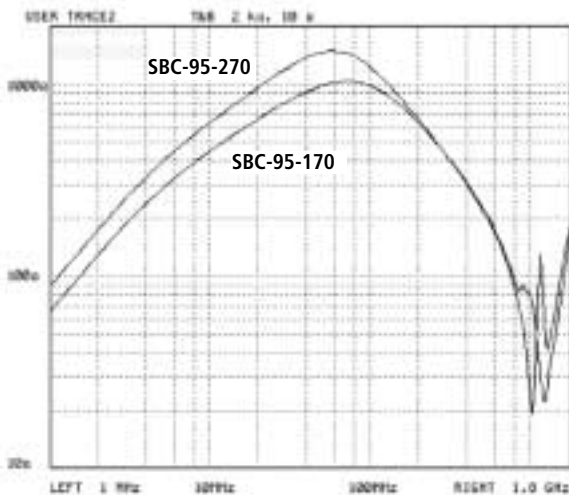
PARALLEL



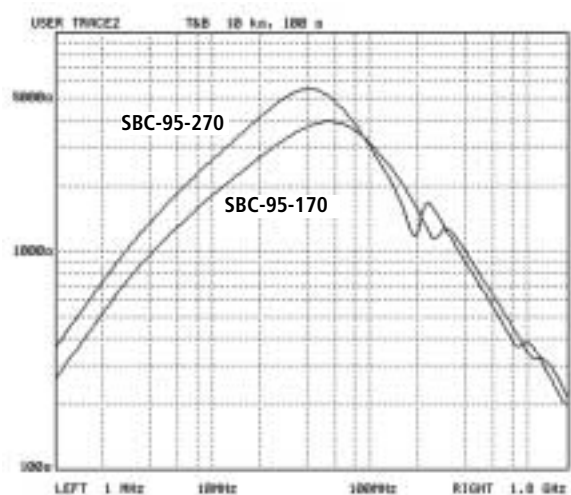
SERIES

Impedance-Frequency Characteristics

PARALLEL



SERIES



X-ON Electronics

Largest Supplier of Electrical and Electronic Components

Click to view similar products for [MEC manufacturer](#):

Other Similar products are found below :

[95CC350913611806](#) [DB0K12D1AD](#) [NI-2010](#) [NI-4459](#) [DM0K120A300A](#) [DMOL24D3B](#) [NI-4461](#) [R12-12012X2E1](#) [RC0K115A360/360](#)
[DB0K24D360](#) [DBIR115A10](#) [DBOK24D3600-24D-BHT](#) [DMOK24A15B](#) [DMS0K24D60A](#) [DS0R115A10AB](#) [DSIK115A120](#) [NI-4447](#)
[SDMR115A480K](#) [16-300-00](#) [1D11](#) [DBIK230A180RN](#) [DM0K24D30BN](#) [DM0L115A60B](#) [RC0R12D5/180](#) [CHD-38-02502](#) [DB0K115A90B](#)
[DI0K115A180B](#) [DM0K115A15A](#) [DM0R115A5B](#) [DMF115A2M](#) [DMIR24A10B](#) [DS0K115A5NBT](#) [JM-1114-11](#) [R12-224X2E1](#)
[DB0K24A180BR](#) [DM0K32A60ABT](#) [DMIK115A20B](#) [DMOK115A1](#) [DMOK24D180](#) [DSOK230A5ABT](#) [DMOF115A180AB](#) [DMOK115A3](#)
[DMOK115A30](#) [DMOK115A300](#) [DB0L12D300](#) [DBIK230A120](#) [DIOK12A10B](#) [DM0R24A5B](#) [DMIK12D5B](#) [DMIK240A900](#)