

ART-CASE LEVEL/INCLINED

Order data on pages 163-165

OKW
GEHÄUSE
SYSTEME



R110



S110



O160



E160



R110



O160



GEOMETRIC PERFECTION



THE PRODUCT

The ART-CASE series of cases with the basic shapes "round", "square", "oval" and "edged" sets new standards in design and function.

Different versions of the bottom and top parts as well as the base create interesting combinations and geometrical arrangements – for first-class visual pleasure!

LEVEL / INCLINED

Ergonomically shaped case design. Practical for operating and reading-off.

Base 30°/55° for different inclinations.

Flat top part with recessed operating area for the protection of the membrane keyboard.

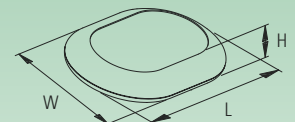
Available without/with battery operation. Battery compartment for 2 x AAA batteries as accessory or integrated supports for 2 x AA in the plane base.

Protection class IP 40

Max. size of PCB (L x W in mm)

	base part		top part
	"level"	"inclined"	
R110 F/H	ø 86	ø 86	ø 82 / 58x58
S110 F	–	–	94 x 78
O160 F/H	–	–	107 x 64
E160 F	–	–	144 x 78

(cutouts for pillars not taken into consideration)



detailed drawings see our website
www.okw.com



FASHIONABLE CASE DESIGN

Applications

Ideal for indoor electrical and electronic applications, e.g. for transmission and reception units in building services management systems and building installations.

Also in medical technology, computer peripherals, security technology etc.

WALL / CEILING

Direct wall/ceiling mounting or using the wall suspension elements by securing the cases with a screw is possible.

Various angles of inclinations of bottom parts and base versions provide an user-friendly operating area – within the operator's reach and easy legible.

The plane base serves as a spacer for ceiling/wall mounting and offers space for cable routing or 2 mignon cells 1.5 V (AA).

FLUSH-MOUNTING BOX

The openings of the bottom parts are matched to flush-mounting boxes \varnothing 50 mm. Rational assembly with bayonet locking technology of ART-CASE R110 F/H. If required, it can be secured using the supplied screw.

Use with a level base is also possible on the flush-mounting box. Two screw channels are already integrated for attachment purposes.



ART-CASE MOBILE

Order data on pages 163-165

OKW
GEHÄUSE
SYSTEME



DESIGN IN HAND



MOBILE

The enclosure design with its rounded, gentle contours also favours hand-held enclosure applications.



YOUR ADVANTAGE

Available without/with battery operation. Battery compartment for 2 x AAA batteries as accessory. Easy accessible from the outside.

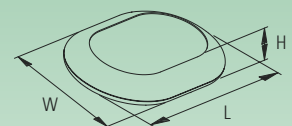
Flat top part with recessed operating area for the protection of the membrane keyboard.

Protection class IP 40

Max. sizes of PCB (L x W in mm)

	bottom part	top part
R110 F/H	ø 86	ø 82 / 58x58
O160 F/H	—	107 x 64

(cutouts for pillars not taken into consideration)



detailed drawings see our website
www.okw.com

ART-CASE


Order data on **pages 163-165**



PLUG CASE

Order data **on page 163**

OKW
GEHÄUSE
SYSTEME



ERGONOMIC

RELIABLE CONTACT



EURO

Euro plug module in accordance with DIN VDE 0620 part 101.

Plug section in flame-resistant materials (UL 94 V-0).

In the basic enclosure shapes "round" and "square" available.

Fastening pillars for mounting PCBs.

Protection class IP 40

With "level" or "inclined" bottom part for a user-friendly operating area – good accessible and easy legible.

Protection class < IP 40

Simply an extremely functional solution for your electronics – robust and impact-resistant.

D, F, UK

Flame-resistant materials (UL 94 V-0).

German version also with integrated socket.

Robust and impact-resistant. The ball-thrust hardness test is performed at 125°C.




Fastening pillars for the PCB mounting, suitable for self-tapping screws (set with 4 pieces supplied with the case).

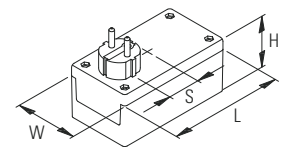


detailed drawings see our website
www.okw.com




PLUG CASE

PLUG CASE	Outside dim. in mm				Version / Equipment (dim. in mm)			Material	Part-No.	
	L	W	H	S	plug section	integr. socket	max. size of PCB bottom / top part		top part off-white RAL 9002	bottom part pebble grey RAL 7032
 D	120	65	55	34	II	DIN 49441 R2	DIN 49440	96 x 58 / -		A 90 22 465
 UK	120	65	40	27	I	BS 1363	-	96 x 58 / -	flame-resistant material according to UL 94 V-0	A 90 20 165
 F / D	100	50	40	25	I	DIN 49441 R2	-	76 x 43.5 / -		A 90 11 665
	120	65	65	34	I	DIN 49441 R2	-	96 x 58 / 95 x 58.5		A 90 21 665






ART-CASE

DESIGN SELECTION






ART-CASE WITH INTEGRATED EURO PLUG IN ACCORDANCE WITH DIN VDE 0620 PART 101

ART-CASE	Outside dim. in mm		Equipment (dim. in mm)		Material	height	Part-No. with top part "F"		Part-No. with top part "H"		
	L	W	bottom part	max. dim. keypad (only with top part "F")			off-white RAL 9002	black RAL 9005	off-white RAL 9002	black RAL 9005	
R110	110	110	 "level"	ø 72	ABS (UL 94 HB), live parts flame-resistant material (UL 94 V-0)	30	B 50 11 027	B 50 11 029	38	B 50 11 127	B 50 11 129
	110	110	 "inclined"	ø 72		38	B 50 11 227	B 50 11 229	41	B 50 11 327	B 50 11 329
S110	110	110	 "inclined"	79.5 x 79.5		38	B 50 13 227	B 50 13 229	-	-	-
						-	-	-	-	-	-







ART-CASE ACCESSORIES

Article	For ART-CASE	Version / Application	Part-No.
 Set of screws	all	4 x ø 2.5 x 5 mm, self-tapping crosshead screw (PZ1), for mounting PCBs	B 51 11 201

DESIGN SELECTION



ART-CASE

ART-CASE	Outside dim. in mm		Equipment (dim. in mm)		Material	height	Part-No. with top part "F"		Part-No. with top part "H"		
	L	W	bottom part	max. dim. keypad (only with top part "F")			off-white RAL 9002	black RAL 9005	height	off-white RAL 9002	black RAL 9005
R110	110	110	 "level"	ø 72	ABS (UL 94 HB)	30	B 50 10 007	B 50 10 009	38	B 50 10 107	B 50 10 109
	110	110	 "inclined"	ø 72	ABS (UL 94 HB)	38	B 50 10 207	B 50 10 209	41	B 50 10 307	B 50 10 309
S110	110	110	 "inclined"	79.5 x 79.5	ABS (UL 94 HB)	38	B 50 12 207	B 50 12 209		–	–
O160	160	110	 "level"	121.8 x 71.8	ABS (UL 94 HB)	30	B 50 15 007	B 50 15 009	38	B 50 15 107	B 50 15 109
	160	110	 "inclined"	121.8 x 71.8	ABS (UL 94 HB)	38	B 50 15 207	B 50 15 209	41	B 50 15 307	B 50 15 309
E160	160	110	 "inclined"	129 x 79	ABS (UL 94 HB)	38	B 50 17 207	B 50 17 209		–	–

End piece required for bottom part!

Depending on the application following article are available.
Article Version/Application

			Part-No. off-white RAL 9002	Part-No. black RAL 9005
	Lid	suitable for all bottom parts, screw-down (not suitable for use with battery compartment), ABS (UL 94 HB)	B 50 11 847	B 50 11 849
	Battery compartment lid	suitable for all bottom parts, screw-down (battery compartment 2 x AAA and set of battery clips as accessories), ABS (UL 94 HB)	B 50 11 857	B 50 11 859
	Base	suitable for all bottom parts, spacer for ceiling/wall mounting, with contact supports for 2 x AA, ABS (UL 94 HB)	B 50 11 117	B 50 11 119
	Base 30°	suitable for bottom parts "inclined", for user-friendly installation and assembly angles, ABS (UL 94 HB)	B 50 11 217	B 50 11 219
	Base 55°	suitable for bottom parts "inclined", for user-friendly installation and assembly angles, ABS (UL 94 HB)	B 50 11 317	B 50 11 319

ART-CASE with integrated Euro plug see [page 163](#)



ART-CASE ACCESSORIES

Article	For ART-CASE	Version / Application	Part-No.
① Battery compartment	bottom part level / inclined	ABS, off-white, for 2 x 1.5 V (AAA), incl. assembly kit, battery compartment lid or base, base 30° resp. base 55° necessary	B 51 11 107
	bottom part level / inclined	ABS, black, for 2 x 1.5 V (AAA), incl. assembly kit, battery compartment lid or base, base 30° resp. base 55° necessary	B 51 11 109
② Set of battery clips	battery compartment ①	tin-plated, for 2 x 1.5 V micro cells (AAA)	A 91 66 001
	base	tin-plated, for 2 x 1.5 V mignon cells (AA)	A 91 90 002
③ Battery contact	battery compartment ①	tin-plated, for a serial connection of the micro cells (AAA)	A 91 66 002
④ Battery holder	battery compartment ①	clamps down securely 2 x AAA (for enclosures with base 30°/55° necessary)	A 91 66 003
⑤ Strain relief	base	1 strain relief, 2 screws	A 91 99 005
⑥ Wall mounting set	R110 / O160 with lid resp. all bases; S110 / E160 only in combination with the bases	ABS, off-white, for wall mounting (machining lid/bases necessary)	B 51 11 307
		ABS, black, for wall mounting (machining lid/bases necessary)	B 51 11 309
⑦ Anti-rotation device	all bases	ABS, off-white, to prevent the base from being removed, incl. screws	B 51 11 707
⑧ Anti-slide feet	all	transparent, self-adhesive, ø 6.5 x 2 mm, for desk application, 1 pair	A 92 07 150
⑨ Set of screws	all	4 x ø 2.5 x 5 mm, self-tapping crosshead screw (type PZ1), for mounting PCBs	B 51 11 201



universal accessories on pages 178-187

X-ON Electronics

Largest Supplier of Electrical and Electronic Components

Click to view similar products for [Enclosures, Boxes, & Cases](#) category:

Click to view products by [OKW](#) manufacturer:

Other Similar products are found below :

[CR-425 PAINTED](#) [585-R-WH-PK](#) [M-10-PLATED](#) [60221-01](#) [60566-01-000](#) [HPL-9VB BATT DOOR](#) [M-16-LID-PLATED](#) [M18-PLTD](#) [M-21-LID-PLATED](#) [M-21-PLATED](#) [M-23-PLATED](#) [CU-281-MB](#) [6711GSKT](#) [71884-29-028](#) [LH45-100 Black](#) [7200B](#) [72868-510-000](#) [CNS-0000 Black](#) [72883-510-000](#) [CNS-0101 Black](#) [72906-510-000](#) [CNS-0407 Black](#) [73091-510-000](#) [CNM-0000-BLACK Kit](#) [73092-510-000](#) [CNM-0101 Black](#) [73108-510-000](#) [CNL-0303 Black](#) [73395-510-039](#) [CNS-0006 Bone](#) [74257-510-000](#) [CNL-0004](#) [MDC-1183-PLAIN-ALUM](#) [MDC-1183-PTD](#) [MDC-13104-PLAIN-ALUM](#) [MDC-211 - PAINTED IVORY/BEIGE](#) [MDC-321-PTD](#) [MDC-432-PLAIN-ALUM](#) [MDC-973-PTD](#) [76](#) [77153-01-028](#) [FLX6030](#) [83535-01-508](#) [PS-11296-G](#) [PS-11298-B](#) [116-508](#) [120-407](#) [120-412](#) [120-909](#) [120-455](#) [R272-100-000](#) [120-910](#) [R501-001-010](#) [R508-080-000](#) [R508-160-000](#) [R530-120-000](#) [R530-122-000](#) [R530-200-000](#) [R531-160-000](#) [R531-200-000](#) [R582-080-100](#)