
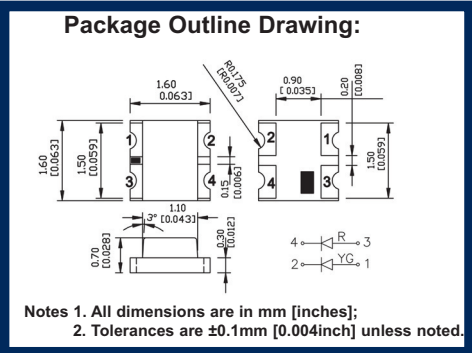


Dialight

Micro LED® SMD LED “598 SERIES” 0606 PACKAGE (1.6mm X 1.6mm X 0.7mm) Bi-Color



- ### FEATURES / BENEFITS
- ▲ Compatible with automatic placement equipment
 - ▲ RoHS compliant
 - ▲ Packaged in 8mm tape, 7" reel and 20 per strip
 - ▲ Meets EIA-481-1 pkg. std.



ORDERING INFORMATION

5 9 8 - 8 4 1 0 - 2 0 **7** F
Packaging Option

2	20 pieces on tape
7	7" reel 3000pcs / reel

PART NUMBERS

Dialight P/N	EMITTED COLOR	MATERIAL	LENS COLOR	LUMINOUS INTENSITY			DOMINANT WAVELENGTH			FORWARD VOLTAGE			VIEWING ANGLE ° DEGREES	PINOUT
				MIN	TYP	MAX	MIN	TYP	MAX	MIN	TYP	MAX		
598-8410-207F	RED	AllnGaP	Water Clear	40	60	80	630	635	645	1.8	2	2.4	140	4 → R → 3 2 → G → 1
	GREEN	AllnGaP	Water Clear	30	40	50	560	565	570	1.8	2	2.4	140	4 → R → 3 2 → G → 1
598-8421-207F	RED-ORANGE	AllnGaP	Water Clear	80	100	120	620	625	630	1.8	2	2.4	140	4 → R → 3 2 → G → 1
	GREEN	InGaN	Water Clear	200	220	240	520	525	530	2.7	3.2	3.5	140	4 → R → 3 2 → G → 1
598-8430-207F	ORANGE	AllnGaP	Water Clear	80	100	150	600	605	610	1.8	2	2.4	140	4 → R → 3 2 → G → 1
	GREEN	AllnGaP	Water Clear	30	40	50	562	568	570	1.8	2	2.4	140	4 → R → 3 2 → G → 1
598-8440-207F	YELLOW	AllnGaP	Water Clear	120	135	150	587	590	592	1.8	2	2.4	140	4 → Y → 3 2 → G → 1
	GREEN	AllnGaP	Water Clear	35	50	65	565	570	575	1.8	2	2.4	140	4 → Y → 3 2 → G → 1
598-8450-207F	YELLOW	AllnGaP	Water Clear	80	120	150	587	590	592	1.8	2	2.4	140	4 → Y → 3 2 → G → 1
	GREEN	InGaN	Water Clear	90	120	140	525	528	530	2.7	3.2	3.5	140	4 → Y → 3 2 → G → 1
598-8460-207F	YELLOW	AllnGaP	Water Clear	120	135	150	587	590	592	1.8	2	2.4	140	4 → Y → 3 2 → G → 1
	RED	AllnGaP	Water Clear	40	50	60	630	640	645	1.8	2.2	2.4	140	4 → R → 3 2 → Y → 1
598-8470-207F	RED	AllnGaP	Water Clear	20	40	60	627	635	639	1.8	2	2.4	140	SEE EXAMPLE
	YELLOW-GREEN	AllnGaP	Water Clear	20	30	40	565	570	575	1.8	2	2.4	140	SEE EXAMPLE
598-8480-207F	GREEN	InGaN	Water Clear	200	220	240	520	525	530	2.7	3.2	3.5	140	4 → R → 3 2 → G → 1
	BLUE	InGaN	Water Clear	60	75	90	470	473	475	2.8	3.2	3.4	140	4 → R → 3 2 → G → 1

ABSOLUTE RATINGS (@ Ta = 25°C)

Dialight P/N	Power Dissipation	Forward Current	Reverse Voltage	Operating Temperature Range	Storage Temperature Range	Peak Pulse Forward Current	Electrostatic Discharge
	(mW)	(mA)	(V)	(°C)	(°C)	(mA)	(HBM)
598-8410-207F	48	20	5	-40~+100	-40~+100	100	2000
	48	20	5	-40~+100	-40~+100	100	2000
598-8421-207F	48	20	5	-40~+100	-40~+100	100	2000
	70	20	5	-40~+100	-40~+100	100	2000
598-8430-207F	48	20	5	-40~+100	-40~+100	100	2000
	48	20	5	-40~+100	-40~+100	100	2000
598-8440-207F	72	20	5	-20~+85	-30~+100	100	1000
	72	20	5	-20~+85	-30~+100	100	1000
598-8450-207F	48	20	5	-40~+100	-40~+100	100	2000
	70	20	5	-40~+100	-40~+100	100	2000
598-8460-207F	72	20	5	-20~+85	-30~+100	100	1000
	72	20	5	-20~+85	-30~+100	100	1000
598-8470-207F	48	20	5	-40~+100	-40~+100	100	2000
	48	20	5	-40~+100	-40~+100	100	2000
598-8480-207F	102	20	5	-30~+85	-30~+100	100	1000
	105	20	5	-30~+85	-30~+100	100	1000



A4703



ISO 9001



Dialight Corporation

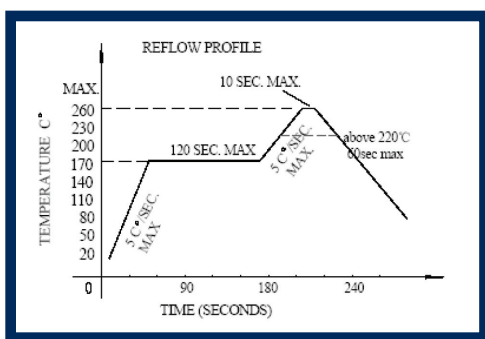
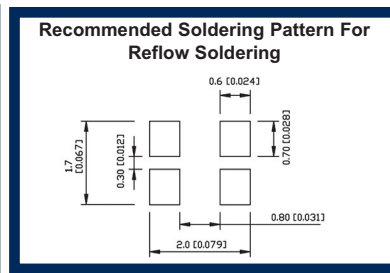
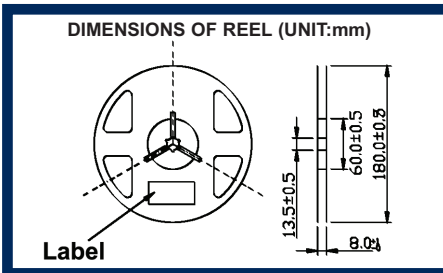
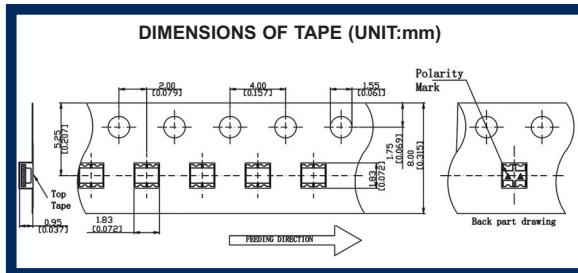
1501 Route 34 South • Farmingdale, NJ 07727 USA

Tel: (1) 732-919-3119 • Fax: (1) 732-751-5778 • www.dialight.com



MDEI5980606BI_A

MECHANICAL DIMENSIONS



	REFLOW SOLDERING	HAND SOLDERING
Pre-heat	160~180°C	Temperature
Pre-heat time	120 seconds Max.	300°C Max.
Peak temperature	260°C Max.	Soldering time
Soldering time	10 seconds Max.	3 second Max (one time only)
Condition	Refer to temperature -profile	

OPTICAL AND ELECTRICAL CHARACTERISTICS CURVES

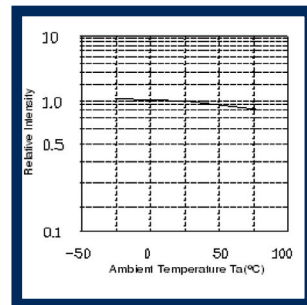
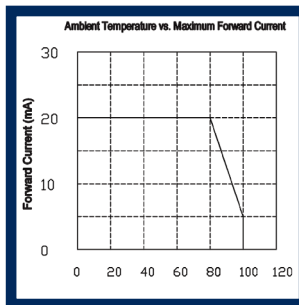
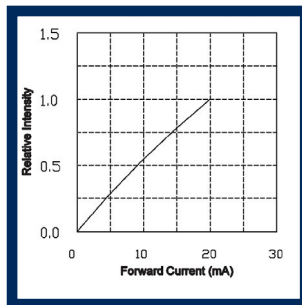
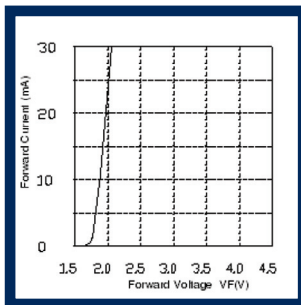
RED 630-642NM, RED-ORANGE 620-630NM, ORANGE 600-610NM, YELLOW 590-595NM, YELLOW 583-590NM, YELLOW GREEN 570-575NM, GREEN 562-570NM

FORWARD VOLTAGE VS FORWARD CURRENT (Ta=25°C)

RELATIVE INTENSITY VS FORWARD CURRENT (Ta=25°C)

DERATING

RELATIVE INTENSITY VS AMBIENT TEMPERATURE



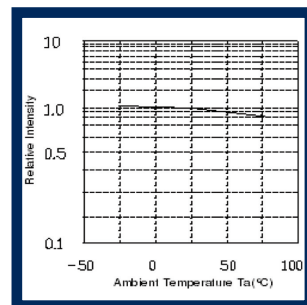
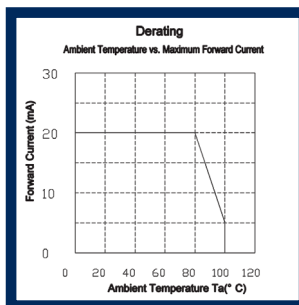
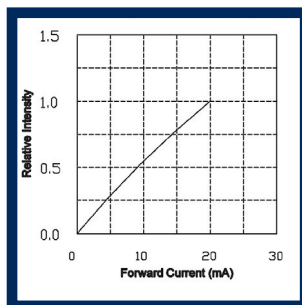
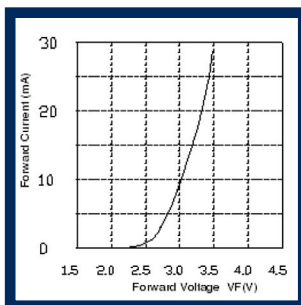
GREEN 520-525NM, BLUE 470-475NM

FORWARD VOLTAGE VS FORWARD CURRENT (Ta=25°C)

RELATIVE INTENSITY VS FORWARD CURRENT (Ta=25°C)

DERATING

RELATIVE INTENSITY VS AMBIENT TEMPERATURE



Dialight Corporation

1501 Route 34 South • Farmingdale, NJ 07727 USA

Tel: (1) 732-919-3119 • Fax: (1) 732-751-5778 • www.dialight.com



A4703



ISO 9001



MDEI5980606BI_A

X-ON Electronics

Largest Supplier of Electrical and Electronic Components

Click to view similar products for [Dialight](#) manufacturer:

Other Similar products are found below :

[507-3914-1471-600](#) [13788360933552](#) [13788360937552](#) [MS25331-2-313](#) [593-222222-013F](#) [593-353535-013F](#) [50739181437600](#)
[5632110801F](#) [568-0103-232F](#) [568-0734-832F](#) [5690101111](#) [5700100111](#) [585-4215](#) [585-4413](#) [586-0012-806F](#) [586-220B-204F](#) [598-8030-](#)
[102F](#) [598-8260-102F](#) [598-8310-102F](#) [598-8320-107F](#) [598-8540-202F](#) [5989210102F](#) [004-1830-29-207](#) [607-1312-320F](#) [607-3332-320F](#) [609-](#)
[1212-130](#) [609-1312-320F](#) [609-2112-130](#) [62031RB](#) [CT2-C](#) [749-0705-001](#) [811-0332-500](#) [124-0111-403](#) [DLL434CT](#) [169-1111-203](#) [177-](#)
[8430-0973-503](#) [181-11A](#) [199-5261](#) [250-1475-500](#) [922-1525-525](#) [LML-6LVC-WWD](#) [169-1131-303](#) [178-0375-500](#) [181-11R](#) [181-8536-0937-](#)
[503](#) [187-1876](#) [239-0334-500](#) [249-4168-3334-504](#) [250-1633-500](#) [328-0075](#)