

Farnell Order Code: 1538956

FOX MODEL: FXO-LC735R-200

FOX Part Number: 771-200-25

LVDS, CERAMIC, SMD, OSCILLATOR

Specifications

Parameters	
Frequency	200 MHz
Frequency Stability ¹	±50 PPM
Temperature Range	
Operating (T _{OPR})	-40°C ~ +85°C
Storage (T _{STG})	-55°C ~ +125°C
Supply Voltage (V _{DD})	3.3V ± 5%
Input Current (I _{DD})	100 mA Max
Differential Output Voltage (V _{OD})	0.250V ~ 0.450V
Output Offset Voltage (V _{OS})	1.125V Typ
Differential Output Swing (V _{P-P})	0.250V _{P-P} Min
Output Symmetry (50% V _{P-P} Level)	45% ~ 55%
Rise Time (20% ~ 80% V _{P-P}) (TR)	400 pS Max
Fall Time (80% ~ 20% V _{P-P}) (TF)	400 pS Max
Output Load (Recommended Circuit below)	100 ohms
Startup Time (T _S)	10 ms Max
Output Enable / Disable Time ²	100 nS Max
Phase Jitter (12kHz ~ 20MHz)	0.9 pS Typ.
Maximum Soldering Temp / Time	260°C / 10 Seconds
Moisture Sensitivity Level (MSL)	1
Termination Finish	Au

¹ Inclusive of 25°C tolerance, operating temperature range, input voltage change, load change, aging, shock, and vibration.

² An internal pullup resistor from pin 1 to pin 6 allows active output if pin 1 is left open.

ENABLE/DISABLE FUNCTION ²	
Pin 1	OUTPUT (Pin 4, 5)
OPEN ¹	ACTIVE
'1' Level V _{IH} ≥ 70%V _{DD}	ACTIVE
'0' Level V _{IL} ≤ 30%V _{DD}	High Z

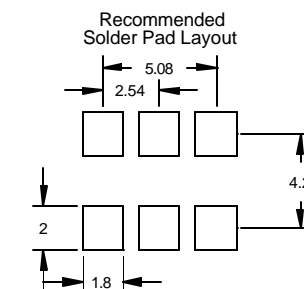
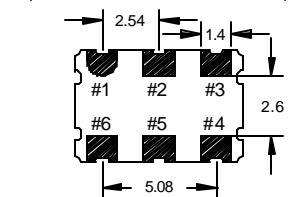
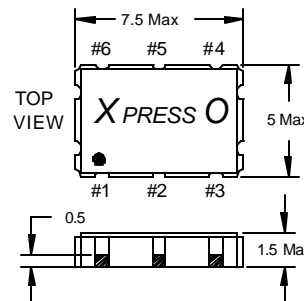
NOTE A 0.01µF bypass capacitor should be placed between V_{DD} (Pin6) and GND (Pin 3) to minimize power supply line noise.

RoHS Compliance Status: Compliant



Drawing is for reference to critical specifications defined by size measurements. Certain non-critical visual attributes, such as side castellations, reference pin shape, etc. may vary

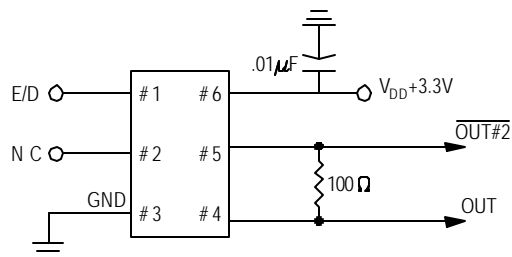
Mechanical / Dimensions (millimeters):



Pin Connections

- #1 E/D #4 Output 1
- #2 NC #5 Output 2
- #3 GND #6 V_{DD}

A. Recommended Circuit



NOTE The above specifications, having been carefully prepared and checked, is believed to be accurate at the time of publication; however, no responsibility is assumed by Fox Electronics for inaccuracies.

Reference / Comments	Title / Description: Product Specifications		
	Drawing Number: DWG-4551-4	Rev: 1	Size: A
	Part Number: 771-200-25		Cage: 61429
	Draftsperson: AR	Approved: BN	Date: 01/15/2008

X-ON Electronics

Largest Supplier of Electrical and Electronic Components

Click to view similar products for [Fox manufacturer:](#)

Other Similar products are found below :

[277LF-27-7](#) [278LF-33.1776-1 TR](#) [220-10-7 TR](#) [278LF-20-29](#) [603-25-132 TR](#) [218-20-17966](#) [278LF-5-11](#) [117-102.6494](#) [589-33.33-3 TR](#)
[218-25-94](#) [FD-25](#) [FOXLF049-20](#) [FOXSDLF/060-20/TR](#) [FXO-HC736R-125](#) [FOXSLF/128-20](#) [FQ5032BR-20.000](#) [FXO-HC735-24](#)
[FOXSLF/115-20](#) [FOXSDLF/080R-20/TR](#) [FOXSDLF/160-20/TR](#) [FOXSDLF/240F-20/TR](#) [NC38LF-327](#) [FXO-HC736R-18.432](#) [F4105R-250](#)
[FXO-HC736R-24.576](#) [FO7HSCBM3.579545-BULK](#) [VCS25AXT-447](#) [FXO-PC536R-100](#) [FOXLF098-20](#) [70M15A](#) [FXO-LC736R-60](#)
[FO7HHAAM32.0](#) [FOX924B-16.000](#) [FO7HHAAM20.0-BULK](#) [VCS25AXT-270 27.000MHZ](#) [FOX924B-20](#) [FOXLF250F-20](#)
[FOXSDLF/245FR-20/TR](#) [FOX923CH-19.20M](#) [FOXSLF/040A](#) [FQ1045A-6.000](#) [FOX801BELF-160](#) [FO7HSCAE48.0-BULK](#) [F1100E-](#)
[48.000MHZ](#) [FO7HSCDM25.0-BULK](#) [FO7HSCDM20.0-BULK](#) [FOXSDLF/120R-20/TR](#) [FXO-PC536R-150](#) [F4100-75.00](#) [F4100-500](#)