



Rx Cutters and Pliers

Rx

LINDSTROM Rx

THE ULTIMATE IN PERFORMANCE, PRECISION AND COMFORT

To be the leader in a competitive field takes dedication, hard work, and practice, which is exactly what Lindstrom has been doing since 1856 – perfecting the best handtools money can buy. For nearly 150 years, we have designed and refined the world’s leading cutters and pliers. And in that time, we have learned what works, and what doesn’t. But to fully comprehend what makes the Rx the very best, one should take a close look at the Rx and then compare all else on the market to it. The Rx will always come out on top.



Micro-Touch™ is the shape that makes it possible to control and rotate the Rx between thumb and index finger for precision work.

TAKE A CLOSER LOOK AT THE RX

THE Rx PROFILE

The profile of the Rx grip is slightly rounded and wide, creating excellent surface distribution and contact.



ESD-PROTECTION

The ESD-safe composition of our Rx grips combines resins with conductive additives to produce a material that safely dissipates electrostatic charges, reducing possibility of damage to sensitive components.

WARNING: Rx grips are not insulated and therefore Rx cutters/pliers should never be used on electrified equipment.



Rx Cutters and Pliers

BIO SPRING®

Since it is the traditional nature of a return spring to provide greater resistance the more it is compressed, this has been a challenge for ergonomists whose goal is to make work easier and safer.

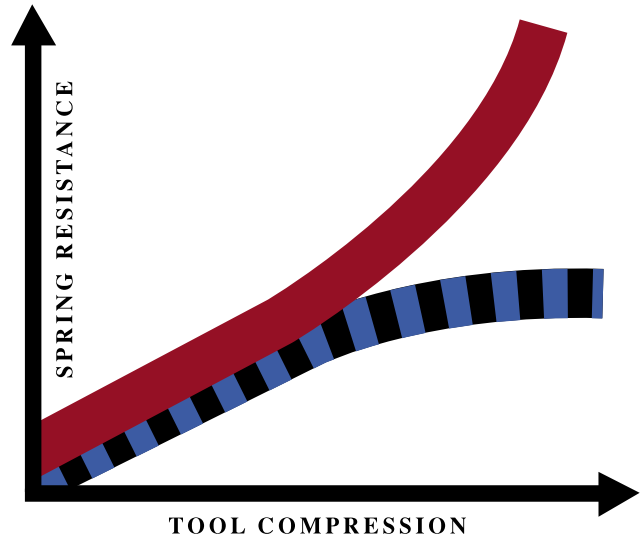
The solution lies in Lindstrom's new, patent applied for, BioSpring®, a solution that is as simple as it is ingenious – where the material and design work together to provide new characteristics.



RX PLUS BIO SPRING®

- Tension is kept minimal and limited throughout the working cycle of the tool.
- Handle width is controlled for ease of tool pick-up and handling.
- Tension and opening width can be adjusted to suit your preference via three different ports.
- Almost indestructible in normal use.

RX PLUS BIO SPRING® COMPARED WITH TRADITIONAL SPRINGS



CUTTER AT REST



CUTTER AT WORK



TRADITIONAL SPRING



RX PLUS BIOSPRING®

This graph clearly shows the benefit of reduced spring tension offered by the BioSpring® when compared to hand tools that utilize traditional springs.

TO ADJUST RX



1. Pull the tool apart.



2. Place the spring in the desired port.



3. Close the tool.



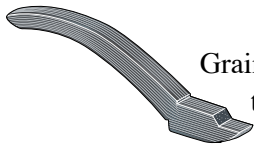
Rx Cutters and Pliers

1% CARBON/CHROME BALL BEARING GRADE STEEL

Material usually reserved for high stress applications provides incredible impact resistance and resiliency with smoother, cleaner penetration at the cutting edge.

FORGED COMPONENTS

Grain structure follows profile of the blank to maximize tool strength.

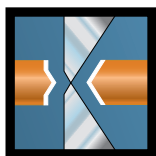


CNC GRINDING OF FORGED BLANKS

Computer controlled grinding guarantees edge angle accuracy and contact which increases tool reliability and consistency.

63-65 HRC ON CUTTING EDGES

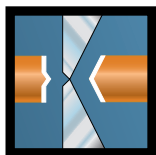
Precision induction hardening of 1% Carbon/Chrome Ball Bearing Grade Steel allows high Rockwell hardness without brittleness, resulting in a longer lasting tool.



MICRO-BEVEL

MICRO-BEVEL®

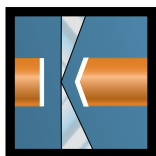
Micro-Bevel cutters leave a minimal rise on cut leads resulting in a smaller overall surface soldering area.



FLUSH

FLUSH

Lindstrom flush cutters leave an even narrower and shorter rise on cut leads than the Micro-Bevel in order to meet a tighter specification for the cut lead-end or to achieve a more flush result to a board, component or part.



ULTRA-FLUSH

ULTRA-FLUSH®

The unique Ultra-Flush cutters leave a flat surface on cut leads, which is considered to be the ultimate in conformance to tough soldering and mechanical shock specifications.

PRECISION SCREW JOINT

Adjustable screw joint minimizes friction and maximizes alignment of cutting edges.

LEAD-CATCHERS

Lindstrom's patented lead-catcher is an accessory that stops just-cut ends of wire from falling into critical or sensitive areas, which could result in a short circuit or contamination. Almost all Rx cutters can be factory equipped with a leadcatcher. Just add "S" to the tool part number. Ex. Rx 8140-S.







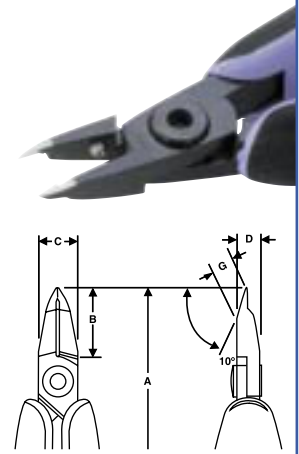
Rx Cutters and Pliers

M I C R O T I P

SHORT HEAD, 10°



Product code	EAN code	A	B	C	D	F	G	Capacity	Bevel		
		mm inch	mm inch	mm inch	mm inch	mm inch	mm inch				
Rx8234	0113538	141.0 4.5	14.2 0.56	10.6 0.41	7.0 0.27	1.6 0.06	3.2 0.12	0.05 - 0.4 0.002 - 0.18	Ultra	62	1

Rx8234

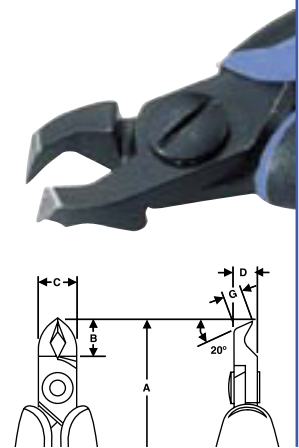


A N G L E

SHORT HEAD, 20°

Product code	EAN code	A	B	C	D	G	Capacity	Bevel		
		mm inch	mm inch	mm inch	mm inch	mm inch				
Rx8211	0103188	134.5 5.29	9.5 0.37	10.0 0.39	6.0 0.24	4.1 0.16	0.2 - 1.2 0.01 - 0.05	Flush	70	1

Rx8211



X-ON Electronics

Largest Supplier of Electrical and Electronic Components

Click to view similar products for [Lindstrom manufacturer](#):

Other Similar products are found below :

[9854](#) [7291](#) [RX 8147](#) [8156](#) [7890CO](#) [7590](#) [9855](#) [9856](#) [9857](#) [9859](#) [TL-5A-SA](#) [TL 0-SA](#) [TL 0C9-SA](#) [TL 1-SA](#) [TL 10G-SA](#) [TL 2A-SA](#) [TL 2AX-SA](#) [TL 3-SA-SL](#) [TL 4-SA](#) [TL 5-TA](#) [TL 5A-SA-SL](#) [TL 5B-SA](#) [TL 65A-SA](#) [8147](#) [RX 7892](#) [RX 8143](#) [8146](#) [TL 2AB-SA](#) [TL 3-SA](#) [TL 3-SA-ET](#) [TL 4-SA-SL](#) [TL 7A-SA](#) [7893](#) [TRX-8180](#) [RX 8131](#) [TL 00D-SA](#) [TL 3C-TA](#) [TL 5-SA](#) [TL 7A-SA SL](#) [RX 8151](#) [TL 00-SA](#) [TL 00B-SA](#) [TL 2-SA-SL](#) [TL 00-SA SL](#) [7290](#) [9858](#) [RX8247](#) [RX8162](#) [RX 8145](#) [RX 8237](#)