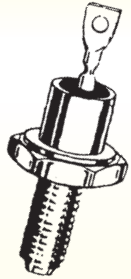




10 WATTS ZENER DIODES



ZENER DIODES

Available with anode-to-case and cathode-to-case connections (standard and reverse polarity, i.e., 1N2970 and 1N2970R).

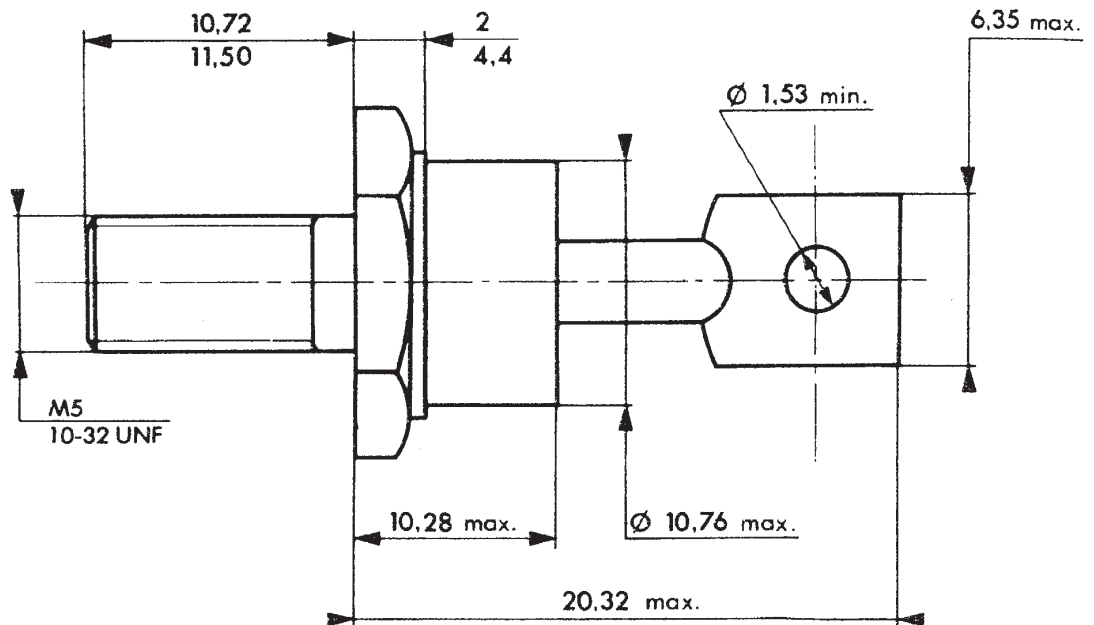
The type numbers shown have standard tolerance of +20% on the nominal zener voltage. Add suffix "A" for +10% units or "B" for +5% units.

MAXIMUM RATINGS:

Junction and Storage Temperature: -65°C to + 175°C

DC Power Dissipation: 10 Watts (Derate 83.3 mW/°C above 55°C)

D04




- Standard polarity is anode-to-case
- Reverse polarity with cathode-to-case by designating R suffix in part number.





**10 WATTS
ZENER
DIODES**



- Standard voltage tolerance are +/-5% with B suffix, +/-10% with an A suffix, and +/-20% with no suffix.
- Standard polarity is anode-to-case.
- Reverse polarity with cathode-to-case by designating R suffix in part number.

ELECTRICAL CHARACTERISTICS ($T_C = 25^\circ\text{C}$ unless otherwise specified, $V_F = 1.5\text{ V max @ } I_F = 2\text{ amp}$ on all types.)

Type Number	Nominal Zener Voltage $V_Z @ I_{ZT}$ Volts	Test Current (I_{ZT}) mA	Max Zener Impedance			Max DC Zener Current (I_{ZM}) mA	Max Reverse Current*		
			$Z_{ZT} @ I_{ZT}$ Ohms	$Z_{ZK} @ I_{ZT}$ Ohms	I_{ZT} mA		I_R Max (μA)	V_{R1}	V_{R2}
1N2970	6.8	370	1.2	500	1.0	1,320	150	5.2	4.9
1N2971	7.5	335	1.3	250	1.0	1,180	75	5.7	5.4
1N2972	8.2	305	1.5	250	1.0	1,040	50	6.2	5.9
1N2973	9.1	275	2.0	250	1.0	960	25	6.9	6.6
1N2974	10	250	3	250	1.0	880	10	7.6	7.2
1N2975	11	230	3	250	1.0	780	5	8.4	8.0
1N2976	12	210	3	250	1.0	720	5	9.1	8.6
1N2977	13	190	3	250	1.0	660	5	9.9	9.4
1N2978	14	180	3	250	1.0	600	5	10.6	10.1
1N2979	15	170	3	250	1.0	560	5	11.4	10.8
1N2980	16	155	4	250	1.0	530	5	12.2	11.5
1N2982	18	140	4	250	1.0	460	5	13.7	13.0
1N2983	19	130	4	250	1.0	440	5	14.4	13.7
1N2984	20	125	4	250	1.0	420	5	15.2	14.4
1N2985	22	115	5	250	1.0	380	5	16.7	15.8
1N2986	24	105	5	250	1.0	350	5	18.2	17.3
1N2988	27	95	7	250	1.0	300	5	20.6	19.4
1N2989	30	85	8	300	1.0	280	5	22.8	21.6
1N2990	33	75	9	300	1.0	260	5	25.1	23.8
1N2991	36	70	10	300	1.0	230	5	27.4	25.9
1N2992	39	65	11	300	1.0	210	5	29.7	28.1
1N2993	43	60	12	400	1.0	195	5	32.7	31.0
1N2995	47	55	14	400	1.0	175	5	35.8	33.8
1N2996	50	50	15	500	1.0	165	5	38.0	36.0
1N2997	51	50	15	500	1.0	163	5	38.8	36.7
1N2998	52	50	15	500	1.0	160	5	39.5	37.4
1N2999	56	45	16	500	1.0	150	5	42.6	40.3
1N3000	62	40	17	600	1.0	130	5	47.1	44.6
1N3001	68	37	18	600	1.0	120	5	51.7	49.0
1N3002	75	33	22	600	1.0	110	5	56.0	54.0
1N3003	82	30	25	700	1.0	100	5	62.2	59.0
1N3004	91	28	35	800	1.0	85	5	69.2	65.5
1N3005	100	25	40	900	1.0	80	5	76.0	72.0
1N3006	105	25	45	1,000	1.0	75	5	79.8	75.6
1N3007	110	23	55	1,100	1.0	72	5	83.6	79.2
1N3008	120	20	75	1,200	1.0	67	5	91.2	86.4
1N3009	130	19	100	1,300	1.0	62	5	98.8	93.6
1N3010	140	18	125	1,400	1.0	58	5	106.4	100.8
1N3011	150	17	175	1,500	1.0	54	5	114.0	108.0
1N3012	160	16	200	1,600	1.0	50	5	121.6	115.2
1N3014	180	14	250	1,850	1.0	45	5	136.8	129.6
1N3015	200	12	300	2,000	1.0	40	5	152.0	144.0

* V_{R1} - Test Voltage for 5% Tolerance Device. V_{R2} - Test Voltage for 10% Tolerance Device. No Leakage Specified as 20% Tolerance Device.



X-ON Electronics

Largest Supplier of Electrical and Electronic Components

Click to view similar products for [Solid State manufacturer](#):

Other Similar products are found below :

[151RA120](#) [1N4553B](#) [1N3289A](#) [2N6165](#) [1N5645A](#) [P0900EA](#) [1N4056R](#) [2N4860A](#) [1N2976RB](#) [1N5302](#) [2N2920](#) [1N3350RB](#) [2N6433](#)
[1N3340B](#) [1N2978B](#) [MJ10015](#) [MJ11012](#) [1N4056](#) [1N1184RA](#) [1N3327B](#) [50RIA80](#) [RCA423](#) [2N2920A](#) [2N3810](#) [1N3346B](#) [1N2989B](#)
[1N3008B](#) [1N1199A](#) [2N683](#) [1N2997B](#) [2N4991](#) [1N4722](#) [1N1183A](#) [3N201](#) [1N3015B](#) [1N2970B](#) [T6420M](#) [1N3309B](#) [1N2982RB](#) [2N6661](#)
[1N1202A](#) [PMD17K100](#) [1N3313B](#) [2N5321](#) [1N3315B](#) [1N2971B](#) [1N3493](#) [50RIA40](#) [2N4990](#) [PMD16K80](#)