



Over current switch, 2A, 1p, Z-Char, AC



Powering Business Worldwide™

Part no. FAZ-Z2/1
Article no. 278620

Catalog No. FAZ-Z2/1

Delivery programme

| | | | |
|---|-------|----|---|
| Basic function | | | Miniature circuit breakers |
| Pole | | | 1 pole |
| Tripping characteristic | | | Z |
| Application | | | Switchgear for industrial and commercial applications |
| Rated current | I_n | A | 2 |
| Rated switching capacity acc. to IEC/EN 60947-2 | | kA | 15 |
| Product range | | | FAZ |

Approvals

Product Standards
UL File No.
UL Category Control No.
CSA File No.
CSA Class No.
North America Certification
Conditions of Acceptability
Suitable for
Current Limiting Circuit-Breaker
Max. Voltage Rating
Degree of Protection

IEC/EN 60947-2; IEC/EN 60898; UL 1077; CSA-C22.2 No. 235; CE marking
E177451
QVNU2, QVNU8
204453
3215-30
UL recognized, CSA certified
Supplementary Protector only
Branch Circuits; not as BCPD
No
277 VAC; 48 VDC
IEC: IP20; UL/CSA Type: -

Electrical

| | | | |
|---|------------|----------------|--------------------------------|
| Standards | | | IEC/EN 60947-2 IEC/EN 60898 |
| Rated operational voltage | U_e | V | |
| | U_e | V AC | 230/400 |
| | | V DC | 48 (per pole) |
| Rated switching capacity acc. to IEC/EN 60947-2 | | kA | 15 |
| Operational switching capacity | | kA | 7.5 |
| Characteristic | | | B, C, D |
| Max. back-up fuse | | A gL/ gG | 125 |
| Selectivity Class | | | 3 |
| Lifespan | Operations | | > 10000 |
| Direction of incoming supply | | | as required |

Mechanical

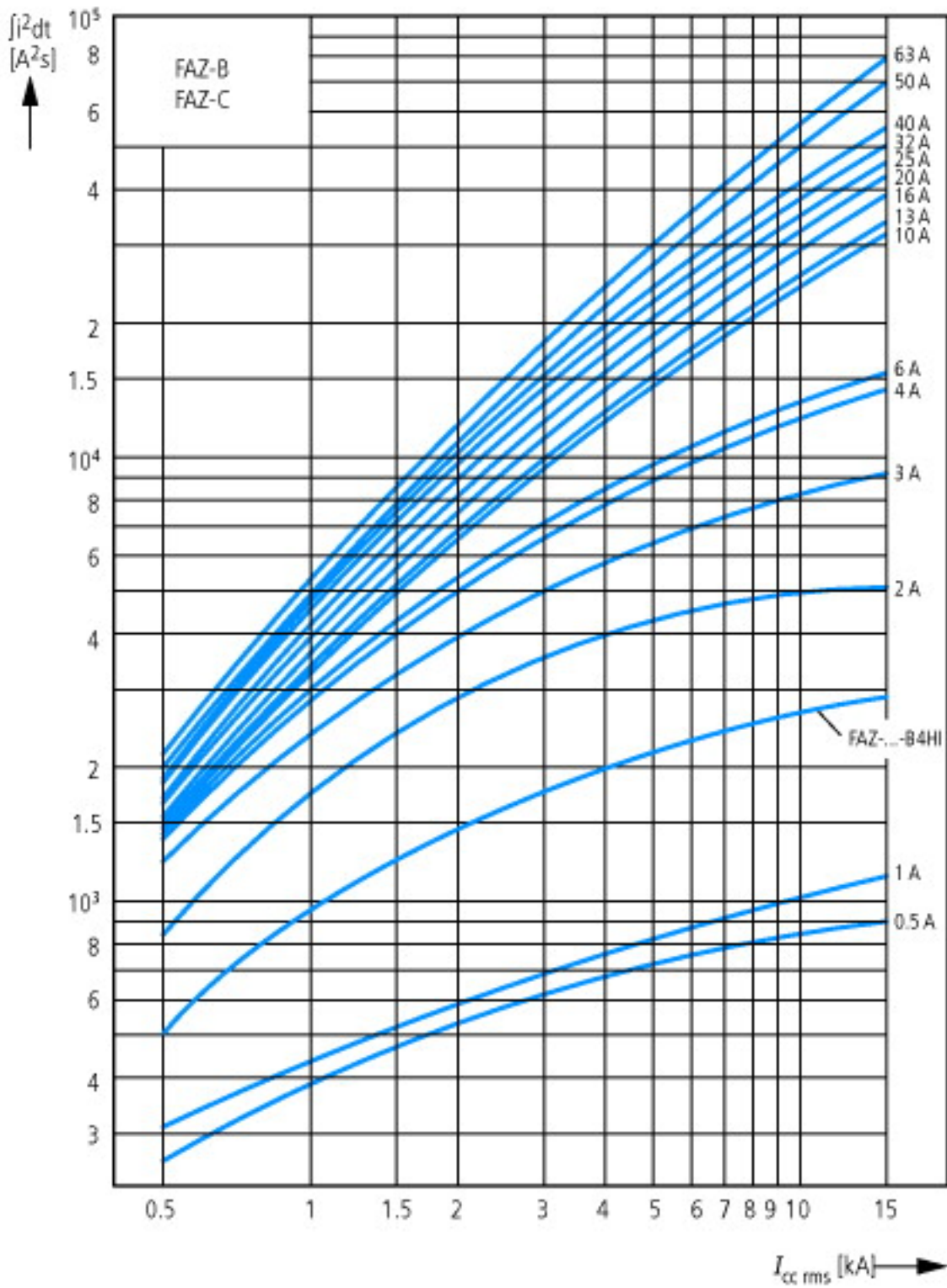
| | | | |
|------------------------------|--|-----------------|---|
| Standard front dimension | | mm | 45 |
| Enclosure height | | mm | 80 |
| Terminal protection | | | Finger and back-of-hand proof to BGV A2 |
| Mounting width per pole | | mm | 17.5 |
| Mounting | | | IEC/EN 60715 top-hat rail |
| Protection type | | | IP20, IP40 (when fitted) |
| Terminals top and bottom | | | Twin-purpose terminals |
| Terminal capacities | | mm ² | |
| | | mm ² | 1 x 25 |
| | | mm ² | 2 x 10 |
| Thickness of busbar material | | mm | 0.8 ... 2 |
| Mounting position | | | As required |

Technical data ETIM 5.0

| | | | |
|---|--|----|------|
| Circuit breakers and fuses (EG000020) / Miniature circuit breaker (MCB) (EC000042) | | | |
| Electric engineering, automation, process control engineering / Electrical installation, device / Miniature circuit breaker system (MCB) / Miniature circuit breaker (MCB) (ecl@ss8-27-14-19-01 [AAB905010]) | | | |
| Release characteristic | | | Z |
| Number of poles (total) | | | 1 |
| Rated current | | A | 2 |
| Rated voltage | | V | 230 |
| Rated short-circuit breaking capacity EN 60898 | | kA | 0 |
| Rated short-circuit breaking capacity IEC 60947-2 | | kA | 10 |
| Voltage type | | | AC |
| Current limiting class | | | 3 |
| Frequency | | Hz | 50 |
| Concurrently switching N-neutral | | | No |
| Over voltage category | | | 3 |
| Pollution degree | | | 2 |
| Width in number of modular spacings | | | 1 |
| Built-in depth | | mm | 70.5 |
| Additional equipment possible | | | Yes |
| Degree of protection (IP) | | | IP20 |

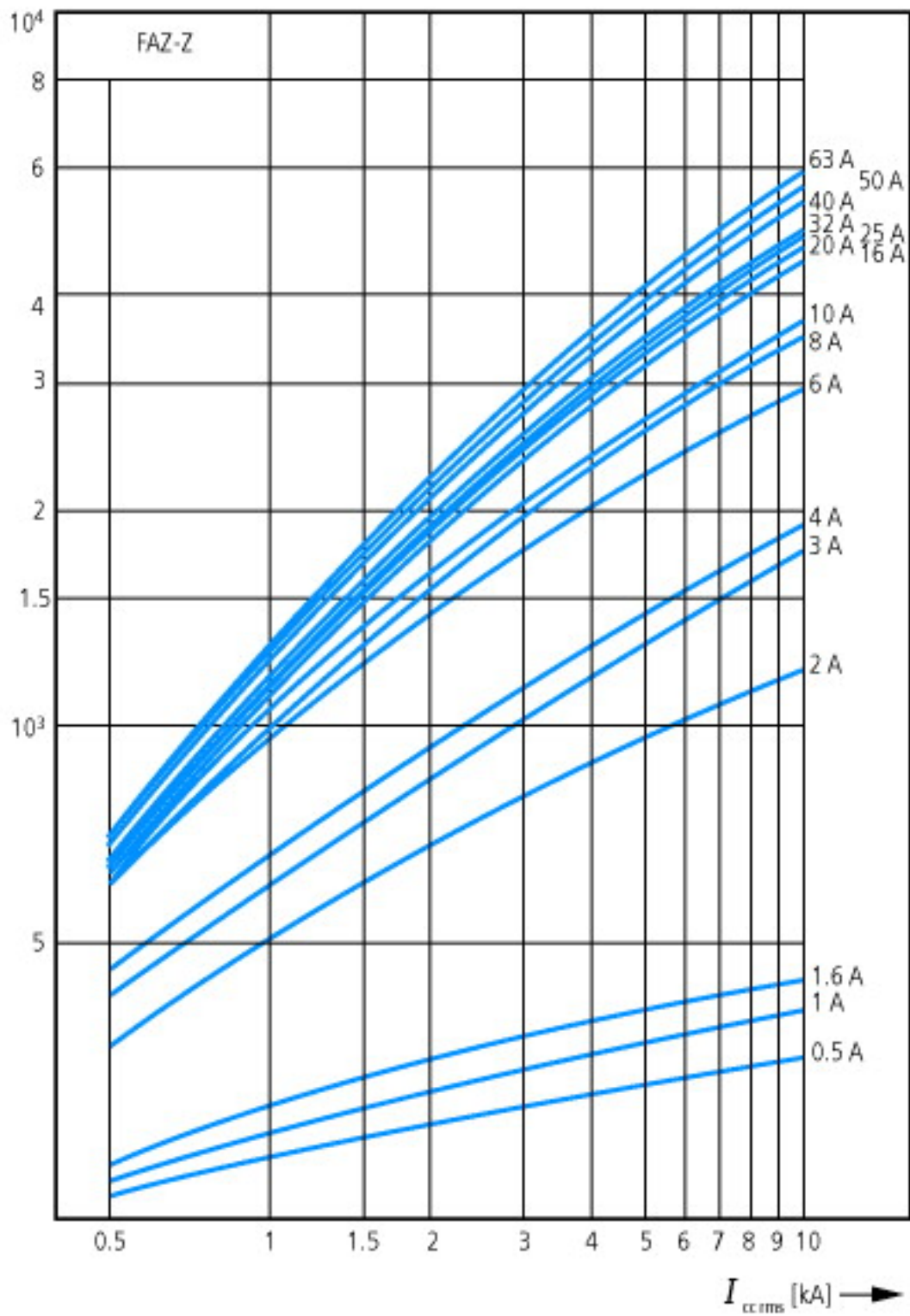
Characteristics

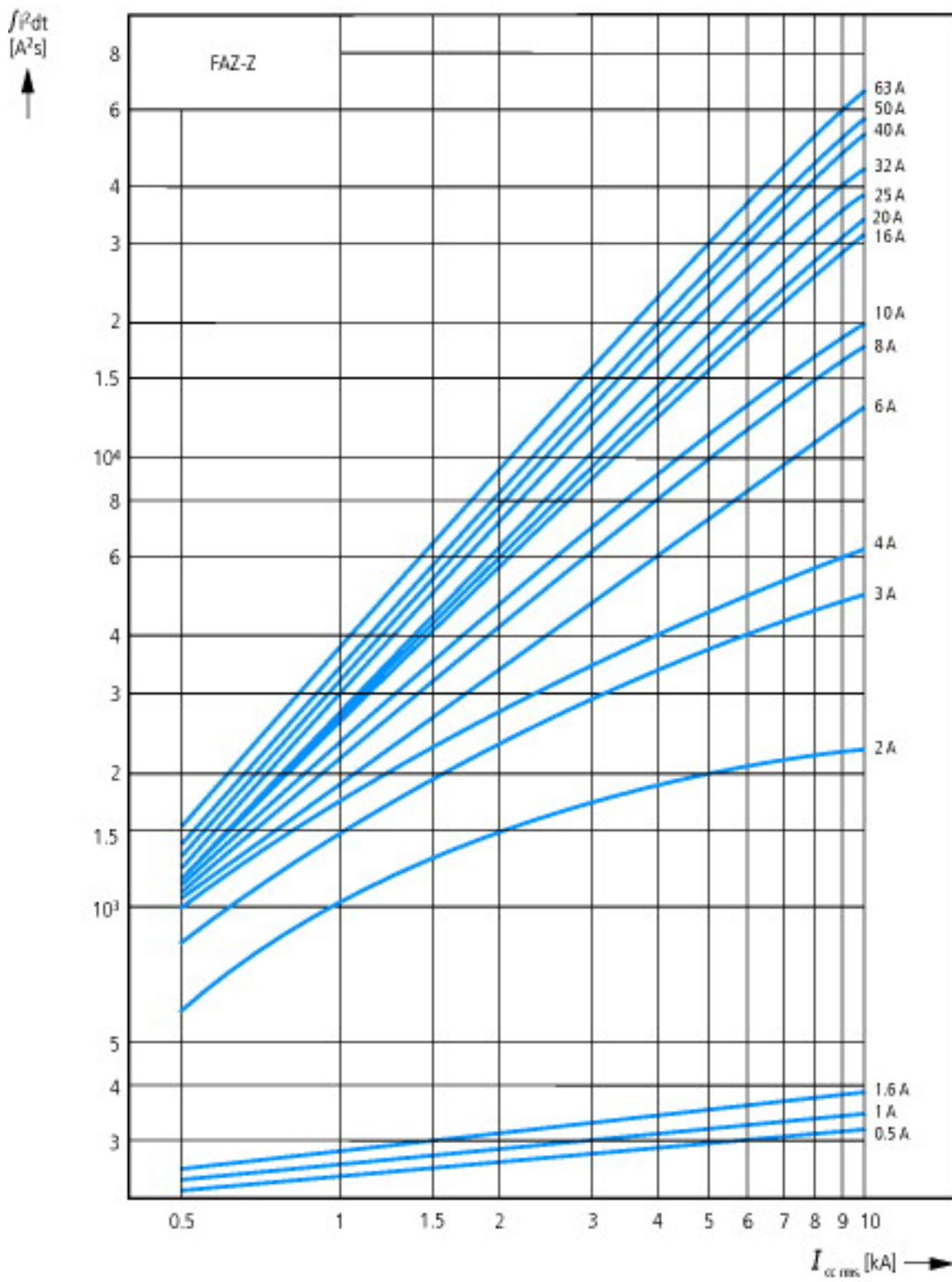
| | | | |
|-----------------------|--|--|--|
| Characteristic curves | | | |
|-----------------------|--|--|--|



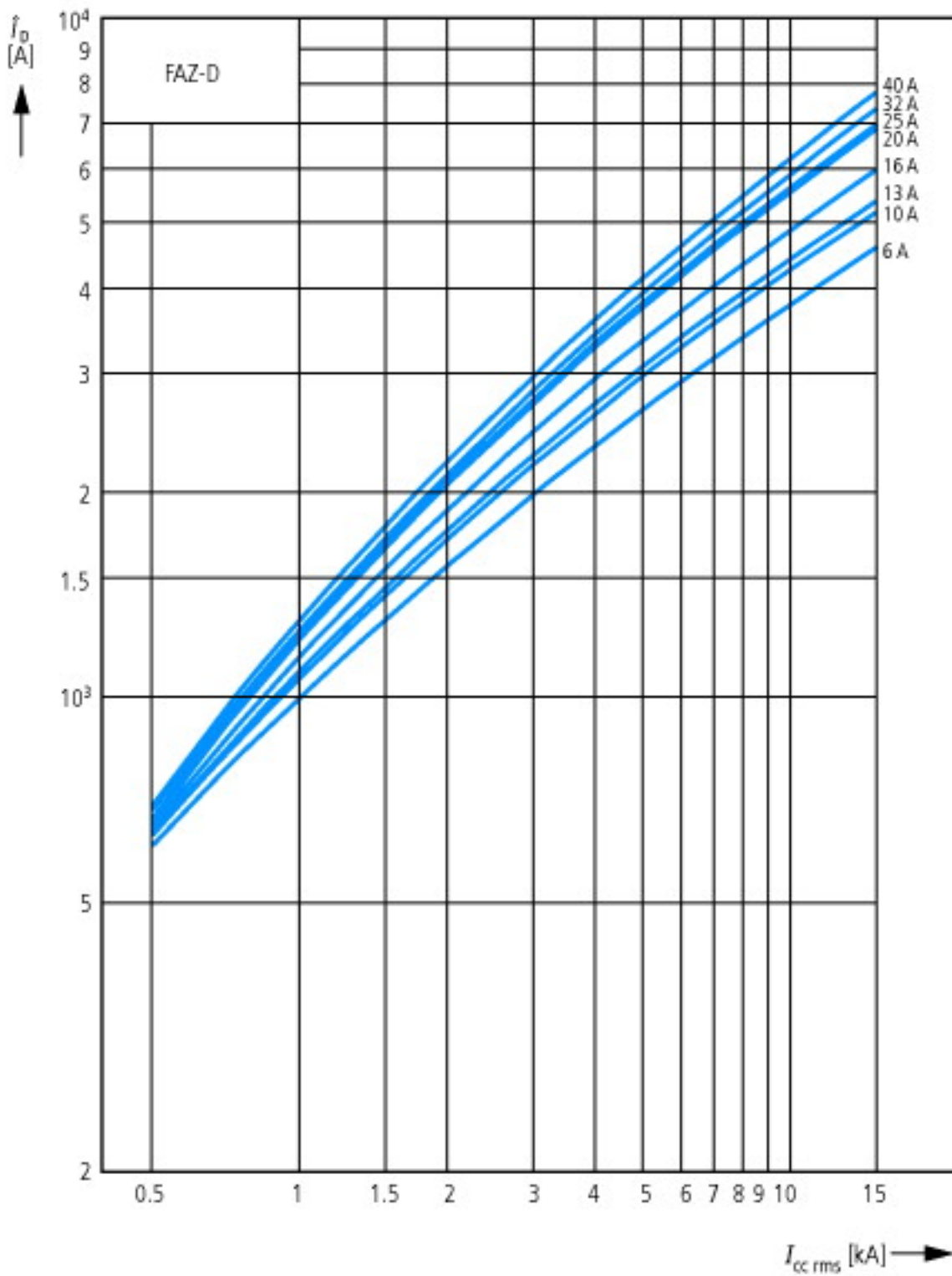
Let-through energy $\int i^2 dt$
According to IEC/EN 60898

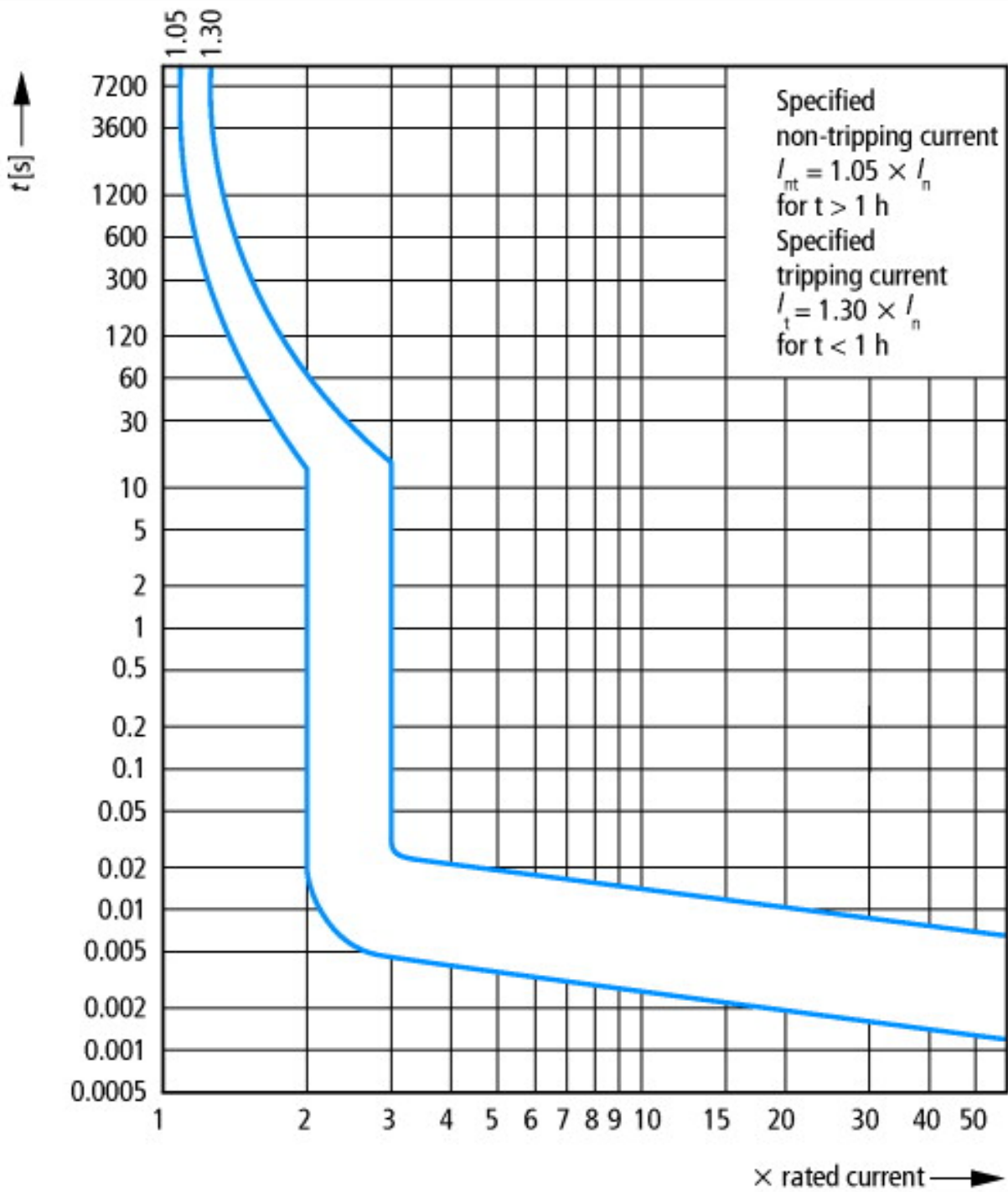
\hat{i}_D
[A]





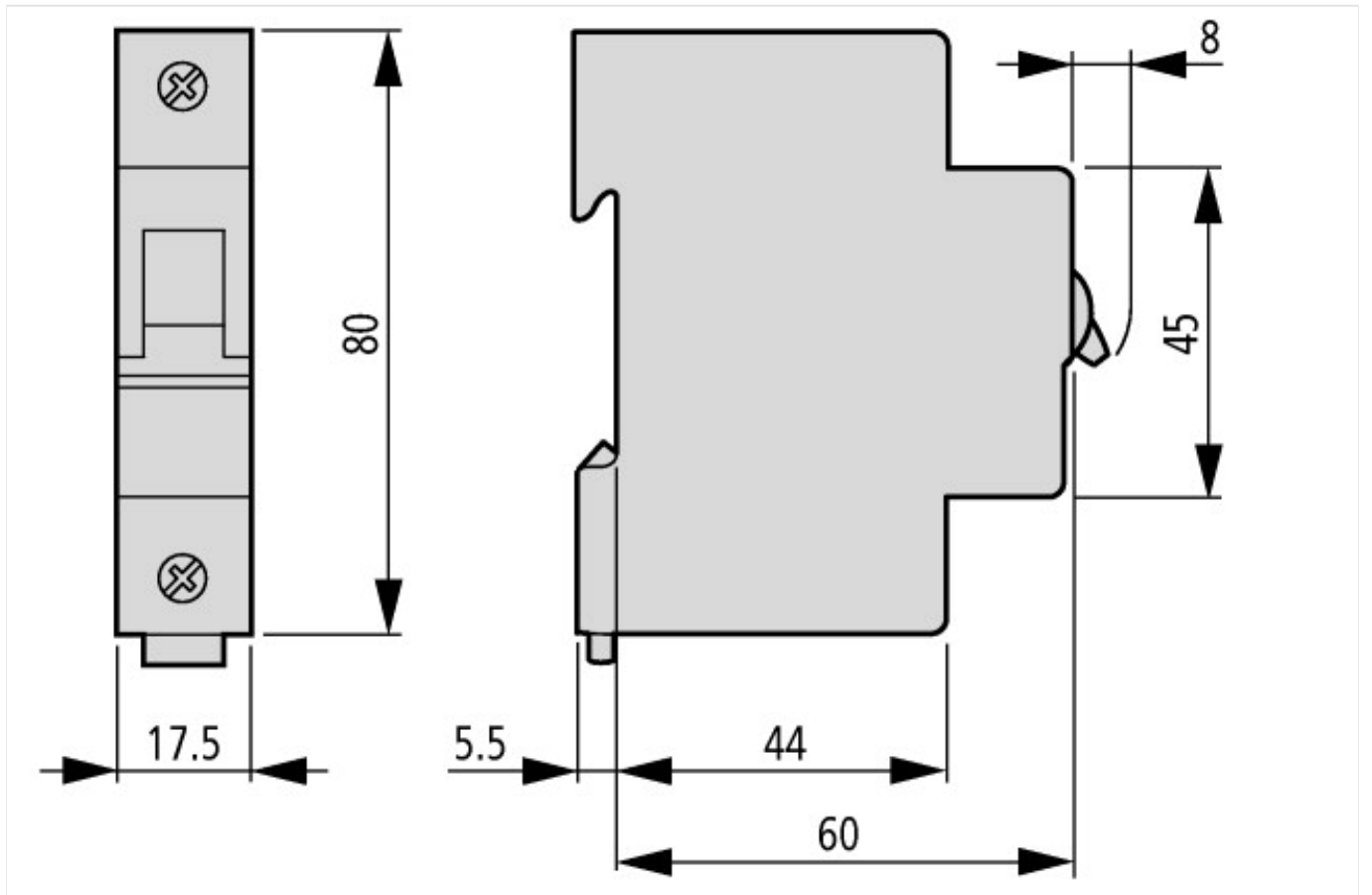
Let-through current i_D
According to IEC/EN 60898





Tripping characteristic at 30 °C:
 Z according to IEC/EN 60947

Dimensions



Additional product information (links)

AWA1220-1755 Circuit-breaker

AWA1220-1755 Circuit-breaker

ftp://ftp.moeller.net/DOCUMENTATION/AWA_INSTRUCTIONS/17550701.pdf

X-ON Electronics

Largest Supplier of Electrical and Electronic Components

Click to view similar products for [Circuit Breakers](#) category:

Click to view products by [Eaton](#) manufacturer:

Other Similar products are found below :

[M39019/04-249S](#) [M39019/04-313S](#) [M55629/1-001](#) [M55629/1-016](#) [M55629/1-018](#) [M55629/1-021](#) [M55629/1-033](#) [M55629/1-036](#) [M55629/1-046](#) [M55629/1-048](#) [M55629/1-058](#) [M55629/1-060](#) [M55629/1-067](#) [M55629/1-070](#) [M55629/1-079](#) [M55629/1-084](#) [M55629/1-085](#) [M55629/1-101](#) [M55629/1-108](#) [M55629/1-109](#) [M55629/11-102](#) [M55629/1-120](#) [M55629/12-045](#) [M55629/12-046](#) [M55629/1-243](#) [M55629/1-330](#) [M55629/1-331](#) [M55629/1-351](#) [M55629/1-366](#) [M55629/1-387](#) [M55629/1-388](#) [M55629/1-401](#) [M55629/1-430](#) [M55629/1-450](#) [M55629/1-453](#) [M55629/2-022](#) [M55629/2-037](#) [M55629/2-082](#) [M55629/2-099](#) [M55629/2-101](#) [M55629/2-102](#) [M55629/2-115](#) [M55629/2-116](#) [M55629/2-183](#) [M55629/21-HM-HM](#) [M55629/21-NS-NS](#) [M55629/21-SK-UK](#) [M55629/22-NR-NR-NR](#) [M55629/22-RS-RS-RS](#) [M55629/22-TM-TM-TM](#)