
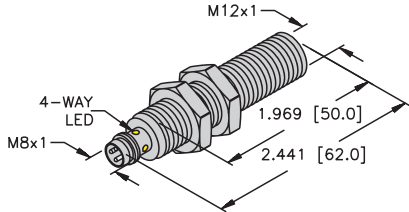
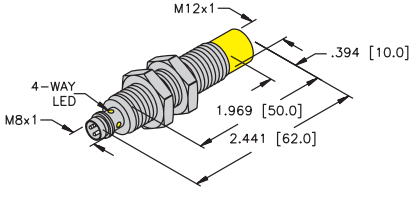
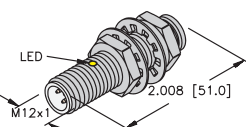
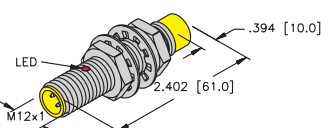


Inductive Sensors



Housing Style	Part Number	ID Number	Features	Sensing Range (mm)	Output	
12 mm - Embeddable, <i>picofast</i>® Connection 	Bi 2-G12-AN6X-V1131	T4635583		2	3-Wire DC NPN	
	Bi 4-G12-AN6X-V1131		<i>Extended Range</i>	4		
	Bi 2-G12-AP6X-V1131	T4606597		2	3-Wire DC PNP	
	Bi 4-G12-AP6X-V1131	M1690703	<i>Extended Range</i>	4		
	12 mm - Nonembeddable, <i>picofast</i> Connection 	Ni 5-G12-AN6X-V1131	T4635721		5	3-Wire DC NPN
		Ni 5-G12-AP6X-V1131	T4635690		5	3-Wire DC PNP
12 mm - Embeddable, <i>eurofast</i>® Connection 	Bi 2-G12-AN6X-H1141	T4606693		2	3-Wire DC NPN	
	Bi 2-G12-AP6X-H1141	T4606595		2	3-Wire DC PNP	
	Bi 4-EG12-AP6X-H1141	T4607091	<i>Extended Range</i>	4		
12 mm - Nonembeddable, <i>eurofast</i> Connection 	Ni 5-G12-AN6X-H1141	T4635793		5	3-Wire DC NPN	
	Ni 5-G12-AN7X-H1141	T1714593		5		
	Ni 8-G12-AN6X-H1141	T4611383	<i>Extended Range</i>	8		
	Ni 5-G12-AP6X-H1141	T4635692		5	3-Wire DC PNP	
	Ni 5-G12-Y0-H1141	T1005594			5	2-Wire DC NAMUR

For detailed sensor specifications see Section A.
 Normally Closed versions available upon request, consult factory.



Voltage	Switching Freq. (Hz)	Operating Current (mA)	Operating Temp. (°C)	Protection	Housing	Face	Power LED	Output LED	Mating Cordset	Wiring Diagram #	Wiring Diagrams
10-30 VDC	2000	≤200	-25 to +70	IP 67	CPB	PA 12	N/A	YE	PKG 3Z-*	1	Diagram 1
	2000	≤200	-25 to +70	IP 67	CPB	PA 12	N/A	YE	PKG 3Z-*	1	
10-30 VDC	2000	≤200	-25 to +70	IP 67	CPB	PA 12	N/A	YE	PKG 3Z-*	2	Diagram 2
	2000	≤200	-25 to +70	IP 67	CPB	PA 12	N/A	YE	PKG 3Z-*	2	
10-30 VDC	2000	≤200	-25 to +70	IP 67	CPB	PA 12	N/A	YE	PKG 3Z-*	1	Diagram 3
10-30 VDC	2000	≤200	-25 to +70	IP 67	CPB	PA 12	N/A	YE	PKG 3Z-*	2	Diagram 4
10-30 VDC	2000	≤200	-25 to +70	IP 67	CPB	PA 12	N/A	YE	RK 4T-*	3	Diagram 4
10-30 VDC	2000	≤200	-25 to +70	IP 67	CPB	PA 12	N/A	YE	RK 4T-*	4	Diagram 5
	2000	≤200	-25 to +70	IP 67	SS	PA 12	N/A	YE	RKV 4T-*	4	
10-30 VDC	2000	≤200	-25 to +70	IP 67	CPB	PA 12	N/A	YE	RK 4T-*	3	Diagram 5
	2000	≤200	-25 to +70	IP 67	CPB	PA 12	N/A	YE	RK 4T-*	3	
	2000	≤200	-25 to +70	IP 67	CPB	PA 12	N/A	YE	RK 4T-*	3	
10-30 VDC	2000	≤200	-25 to +70	IP 67	CPB	PA 12	N/A	YE	RK 4T-*	4	Diagram 5
5-30 VDC	2000	Remote	-25 to +70	IP 67	CPB	PA 12	N/A	N/A	RK 4,21T-*	5	Diagram 5

* Length in meters.

For material descriptions see page A34.

X-ON Electronics

Largest Supplier of Electrical and Electronic Components

Click to view similar products for [Turck manufacturer](#):

Other Similar products are found below :

[BI10-M30-AP6X-H1141](#) [BI2-G12-AZ33X-7M](#) [BS4151-0/13.5](#) [NI12U-G18-ADZ30X2-B1331](#) [NI12U-M18-AN4X](#) [BI1.5-G08K-AN6X](#) [BI5-G18-AZ3X](#) [BI5-G18-AZ3X-B1331-50MM](#) [VB20](#) [BMWS 8151-0/9](#) [NI4U-EG08-AN6X-H1341](#) [BC 5-Q08-AP6X2-V1131](#) [NI5-G12-AP6X-H1141](#) [NI14-G18-ADZ30X2](#) [BI5-G18-Y0](#) [C2-A20DX/024VDC](#) [NI35U-CK40-ADZ30X2-B3131](#) [W/BS4](#) [RK40-2M](#) [BI5-G18-AP6X-B1441/S34](#) [RSM FKM RKM 57](#) [BC5-S18-Y1X](#) [FEN20-4DIP-4DXP-DIN](#) [BCF5-S18-RP4X/S90](#) [BI5-M18-AZ3X/S120](#) [BI2-G08-AN6X](#) [NI12U-MT18-AP4X-H1141](#) [BI8U-Q10-AP6X2-V1131](#) [CT 2-A30/M](#) [PT-30HG-13-LI3-H1131](#) [FCS-N1/2A4P-AP8X-H1141](#) [B1N360V-Q20L60-2LU3-H1151](#) [CMBS 8141-0](#) [BI10-M30-AN6X-H1141](#) [CMB 8151-0](#) [RK 4.5T-10](#) [VB80-P7X9-8/CS12](#) [NI12U-M18-AP6X-H1141](#) [RK 4T-6](#) [BS 4131-0/9](#) [B 4241-0/9](#) [NI3-EG08K-Y1-H1341](#) [RK 4.4T-10](#) [RI360P0-QR24M0-INCRX2-H1181](#) [BI10U-Q14-AP6X2-V1131](#) [FDN20-4S-4XSG-E](#) [FKV-CC](#) [FSFD 8](#) [NI4U-EG08-RP6X-V1131](#) [RK 4.4T-8](#) [NI8-M18E-VN4X](#)