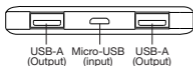


# **MP05MA PowerBank**

## **Instruction Manual**



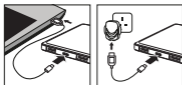
**Read the instruction manual thoroughly before use. Keep the manual for future reference.**



## Operating instructions

### Recharging the PowerBank

1. Connect the Micro-USB port of the PowerBank with a power source (computer or USB power adapter, output: 1A or above) through the provided USB charging cable (see figures below).

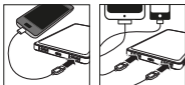


You can use the PowerBank to charge other devices (using USB-A port) while it is being recharged (see chapter "Charging other devices").

2. Disconnect the USB charging cable when all LED indicators are lit.

### Charging other devices

1. Connect the fully-charged PowerBank with the device through the provided USB charging cable or the cable provided by the device's manufacturer. Select either one USB-A port, or use both ports for charging (see figures below).



2. Disconnect the USB charging cable when charging is complete. The PowerBank will turn off automatically.

### LED indicators

- Refer to the LED indicators for battery level during charging or recharging. The PowerBank has the best battery strength when all LED indicators are lit. Before use, the battery level can be checked by pressing the power button once.

- Depending on the battery level, the last applicable LED indicator flashes when the PowerBank is being recharged and all applicable LED indicators remain lit when it is charging other devices. When the PowerBank is being charged and charging another device at the same time, the last applicable LED indicator flashes.

### Usage tips

- If the PowerBank does not work, unplug the USB charging cable and reconnect it.
- It is normal that the PowerBank gets warm during use. It will gradually cool down to room temperature after fully discharged or recharged.

### Specifications

- Input : DC 5V / 1A
- Output : USB-A x 2 – DC 5V / 2.1A (Total 2.1A)
- Dimension : 135.5(L)×70(W)×10(H)mm
- Weight : 147g
- Operating temperature : 5 °C to 40 °C
- Battery : Lithium Polymer 3.7V 5000mAh
- Recharging time : 5.5 hours<sup>^</sup>

<sup>^</sup> Recharging time may vary under different operating conditions. Longer recharging time may be required when using for the first time.

### Safety information

Please read below safety notes carefully before use to avoid any personal injury and property damage caused by improper use of the product. Any warranty claims or returns caused by misuses will not be accepted.

- Keep the product away from children and infirm persons.
- Keep the product away from heat sources, combustible gas, humidity and liquids.
- Do not attempt to repair, disassemble or destroy the product in any way.
- Keep the product away from metallic or conductive objects to avoid short-circuit.
- Do not operate a wet or otherwise damaged product.

This device complies with Part 15 of the FCC Rules. Operation is subject to the following two conditions: (1) this device may not cause harmful interference, and (2) this device must accept any interference received, including interference that may cause undesired operation.



Do not dispose of electrical appliances as unsorted municipal waste, use separate collection facilities. Contact your local government for information regarding the collection systems available. If electrical appliances are disposed of in landfills or dumps, hazardous substances can leak into the groundwater and get into the food chain, damaging your health and well-being.

# **X-ON Electronics**

Authorized  
Distributor

*Click to view  
similar  
products for  
Battery Packs  
category:*

[BP7217](#)

[CL18700HT48](#)

[VL](#) [PA0126P](#)

LP573450HV

PA0127W

PA0142B

PA0142W

GPMP10MAO

ACCU280PIR

AMID

CGA1034504S

1P

# **X-ON Electronics**

Largest  
Supplier of  
Electrical and  
Electronic  
Components

*Click to view  
similar  
products for  
[Battery Packs](#)  
category:*

*Click to view  
products by*

GP Batteries  
*manufacturer:*

Other Similar  
products are  
found below :

[2280309-1](#)

[R101-B](#)

[220AAH-B AA](#)

[E92 MAX](#)

[E91 MAX](#)

[4114 210 501](#)

[4120 210 501](#)

4600 726 406

4610 726 406

312G-U1

55615703012

3LR12 4103

210 392 4103

210 394 4106

210 392 4106

210 394 4223

210 501 4606

726 406 ZA13

LR03/AAA/M

N2400(K4)

LR03

MAXELL S4

LR1130

MAXELL B10

LR14-

MN1400-C K2

LR1/910A

LR43 LR43

MAXELL B10



LR6 MAXELL

S4 11012

E23A E90

625302

625304

637871

638006

6LF22/9V/MN

1604(K1)C&B

6LF22/9V/MN

1604 PLUS

6LR61

SR626SW

MAXELL

SR920SW

MAXELL

7K67 J

55615303059

55615702012

GP14A S2 GP

15AU ULTRA

PLUS B4

GP15E

GP1604GLF-

2UE1 GP 1604

ULTRA PLUS

GP 24AU

ULTRA PLUS

B4 23733 10

ET

## X-ON Electronics

Largest Supplier of Electrical and Electronic Components

*Click to view similar products for [Battery Packs](#) category:*

*Click to view products by [GP Batteries](#) manufacturer:*

Other Similar products are found below :

[2280309-1](#) [R101-B](#) [4114 210 501](#) [4120 210 501](#) [4600 726 406](#) [4610 726 406](#) [312G-U1](#) [55615703012](#) [3LR12](#) [4103 210 392](#) [4103 210 394](#)  
[4106 210 392](#) [4106 210 394](#) [4223 210 501](#) [4606 726 406](#) [4607 726 406](#) [ZA13](#) [LR03/AAA/MN2400\(K4\)](#) [LR03 MAXELL S4](#) [LR1130](#)  
[MAXELL B10](#) [LR14-MN1400-C K2](#) [LR1/910A](#) [LR41 MAXELL B10](#) [LR43](#) [LR43 MAXELL B10](#) [LR6 MAXELL S4](#) [11012](#) [E23A](#) [E90](#)  
[625302](#) [625304](#) [637871](#) [638006](#) [6LF22/9V/MN1604\(K1\)C&B](#) [6LF22/9V/MN1604 PLUS](#) [6LR61](#) [SR626SW MAXELL](#) [SR920SW](#)  
[MAXELL](#) [7K67 J](#) [55615303059](#) [GP14A S2](#) [GP15E](#) [GP1604GLF-2UE1](#) [GP 1604 ULTRA PLUS](#) [23733](#) [10 ET](#) [675 ET](#) [11A B5](#) [A544](#) [A76-](#)  
[U10](#)