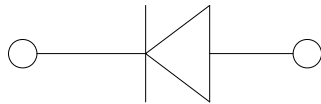




High Efficient Rectifier



Features

- High efficiency
- High current capability
- High Reliability
- High surge current capability
- Glass passivated chip junction
- Solder dip 275 °C max. 7 s, per JESD 22-B106

Mechanical Data

- **Package:** DO-204AL(DO-41)
Molding compound meets UL 94 V-0 flammability rating, RoHS-compliant
- **Terminals:** Tin plated leads, solderable per J-STD-002 and JESD22-B102
- **Polarity:** Color band denotes cathode end

■Maximum Ratings (T_a=25°C Unless otherwise specified)

PARAMETER	SYMBOL	UNIT	HER101 G	HER102 G	HER103 G	HER104 G	HER105 G	HER106 G	HER107 G	HER108 G
Device marking code			HER101 G	HER102 G	HER103 G	HER104 G	HER105 G	HER106 G	HER107 G	HER108 G
Repetitive Peak Reverse Voltage	V _{RRM}	V	50	100	200	300	400	600	800	1000
Average Forward Current @60Hz sine wave, Resistance load, T _a =75°C	I _O	A	1.0							
Surge(Non-repetitive)Forward Current @60Hz Half-sine wave, 1 cycle, T _a =25°C	I _{FSM}	A	30							
Storage Temperature	T _{stg}	°C	-55 ~+150							
Junction Temperature	T _j	°C	-55~+150							

■Electrical Characteristics (T_a=25°C Unless otherwise specified)

PARAMETER	SYMBOL	UNIT	TEST CONDITIONS	HER101 G	HER102 G	HER103 G	HER104 G	HER105 G	HER106 G	HER107 G	HER108 G
Maximum instantaneous forward voltage drop per diode	V _{FM}	V	IFM=1.0A	1.0			1.3		1.7		
Maximum DC reverse current at rated DC blocking voltage per diode	I _{RRM1}	μA	T _a =25°C	2.5							
	I _{RRM2}		T _a =125°C	150							
Reverse Recovery time	t _{rr}	ns	I _F =0.5A I _R =1A I _{RR} =0.25A	50					75		
Typical junction capacitance	C _j	pF	Measured at 1MHZ and Applied Reverse Voltage of 4.0 V.D.C.	20					15		

■Thermal Characteristics (T_a=25°C Unless otherwise specified)

PARAMETER	SYMBOL	UNIT	HER101G	HER102G	HER103G	HER104G	HER105G	HER106G	HER107G	HER108G
Thermal Resistance(Typical)	R _{θJA}	°C/W	60							



HER101G THRU HER108G

■ Ordering Information (Example)

PREFERRED P/N	PACKAGE CODE	UNIT WEIGHT(g)	MINIMUM PACKAGE(pcs)	INNER BOX QUANTITY(pcs)	OUTER CARTON QUANTITY(pcs)	DELIVERY MODE
HER101G~HER108G	D1	Approximate 0.30	5000	5000	50000	Tape
HER101G~HER108G	C1	Approximate 0.30	1000	1000	50000	Bulk

■ Characteristics (Typical)

FIG.1: I_o - T_a Curve

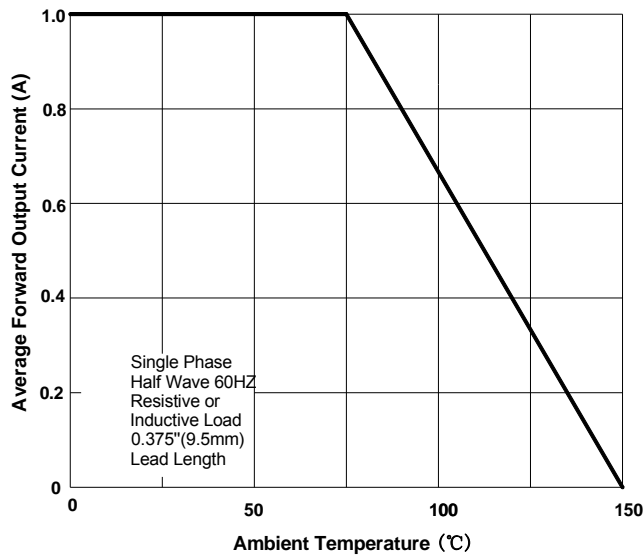


FIG.2: Surge Forward Current Capability

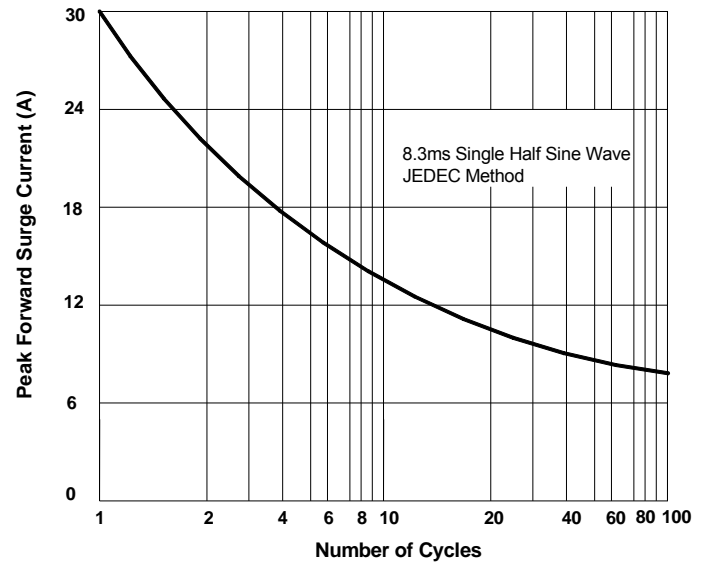


FIG.3: Forward Voltage

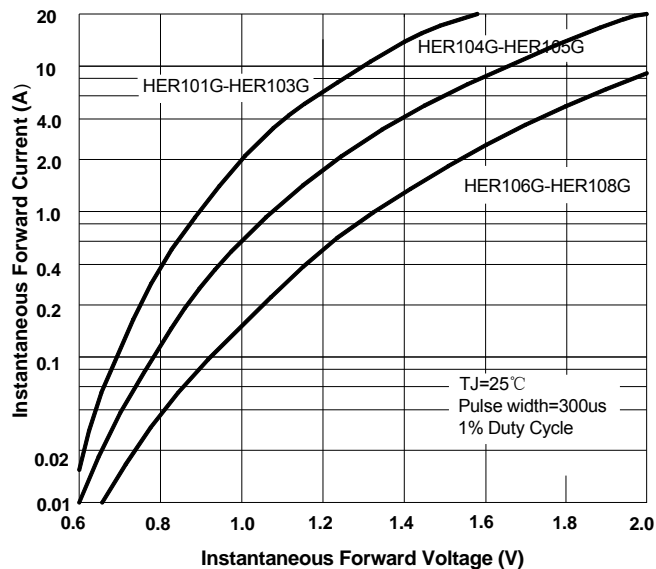
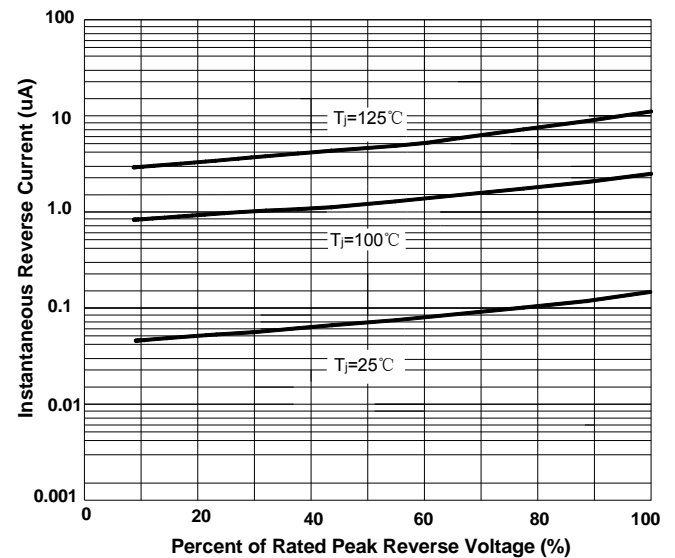


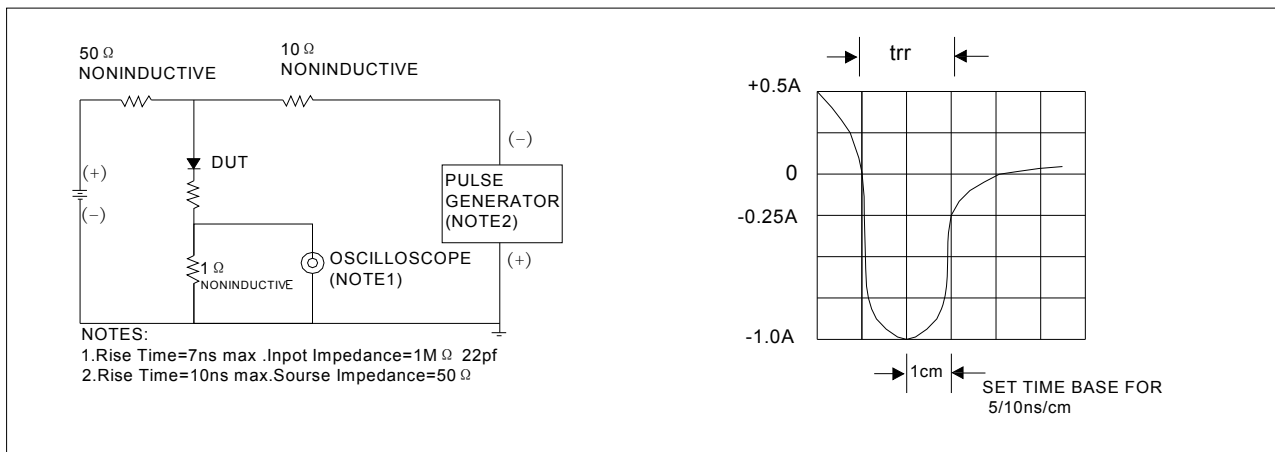
FIG.4: Typical Reverse Characteristics



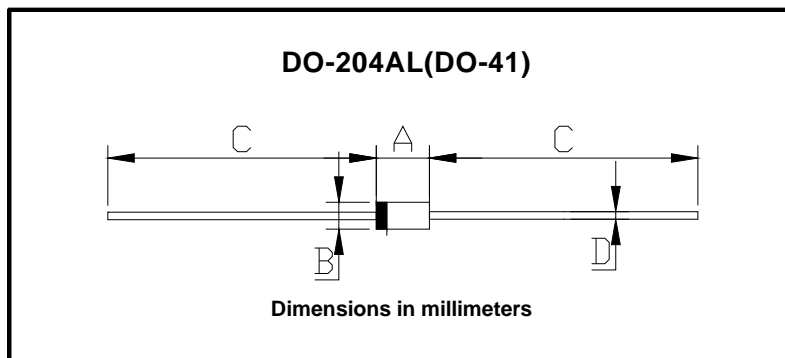


HER101G THRU HER108G

FIG.5: Diagram of circuit and Testing wave form of reverse recovery time



■ Outline Dimensions



DO-204AL(DO-41)		
Dim	Min	Max
A	4.22	5.21
B	2.03	2.72
C	25.4	/
D	0.69	0.86



Disclaimer

The information presented in this document is for reference only. Yangzhou Yangjie Electronic Technology Co., Ltd. reserves the right to make changes without notice for the specification of the products displayed herein to improve reliability, function or design or otherwise.

The product listed herein is designed to be used with ordinary electronic equipment or devices, and not designed to be used with equipment or devices which require high level of reliability and the malfunction of which would directly endanger human life (such as medical instruments, transportation equipment, aerospace machinery, nuclear-reactor controllers, fuel controllers and other safety devices), Yangjie or anyone on its behalf, assumes no responsibility or liability for any damages resulting from such improper use of sale.

This publication supersedes & replaces all information previously supplied. For additional information, please visit our website [http:// www.21yangjie.com](http://www.21yangjie.com) , or consult your nearest Yangjie's sales office for further assistance.

X-ON Electronics

Largest Supplier of Electrical and Electronic Components

Click to view similar products for [Diodes - General Purpose, Power, Switching category:](#)

Click to view products by [Yangjie manufacturer:](#)

Other Similar products are found below :

[MCL4151-TR3](#) [MMBD3004S-13-F](#) [RD0306T-H](#) [RD0506LS-SB-1H](#) [RGP30G-E373](#) [DSE010-TR-E](#) [BAQ333-TR](#) [BAQ335-TR](#) [BAQ33-GS18](#) [BAS1602VH6327XT](#) [BAV17-TR](#) [BAV19-TR](#) [BAV301-TR](#) [BAW27-TAP](#) [HSC285TRF-E](#) [NSVBAV23CLT1G](#) [NTE525](#) [1SS181-TP](#) [1SS184-TP](#) [1SS193,LF](#) [1SS193-TP](#) [1SS400CST2RA](#) [SBAV99LT3G](#) [SDAA13](#) [LL4448-GS18](#) [SHN2D02FUTW1T1G](#) [LS4150GS18](#) [LS4151GS08](#) [SMMBD7000LT3G](#) [FC903-TR-E](#) [1N4449](#) [1N4934-E3/73](#) [1SS226-TP](#) [APT100DL60HJ](#) [RFUH20TB3S](#) [RGP30G-E354](#) [RGP30M-E3/73](#) [D291S45T](#) [MCL4151-TR](#) [BAS 16-02V H6327](#) [BAS 21U E6327](#) [BAS 28 E6327](#) [BAS33-TAP](#) [BAS 70-02V H6327](#) [BAV300-TR](#) [BAV303-TR3](#) [BAW27-TR](#) [BAW56DWQ-7-F](#) [BAW56M3T5G](#) [BAW75-TAP](#)