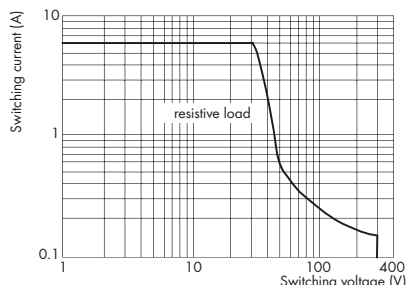


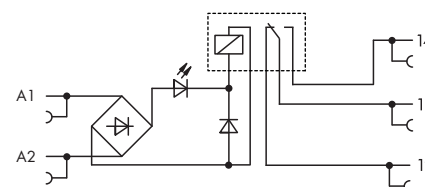
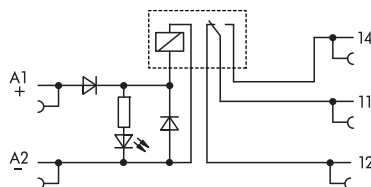
Relay Sockets with Miniature Switching Relay



	Relay with 1 changeover contact (1u) for normal switching power Nominal input voltage V_N 12 V, 24 V, 48 V, 60 V, 110 V, 220 V DC	Relay with 1 changeover contact (1u) for normal switching power Nominal input voltage V_N 24 V, 115 V, 230 V AC/DC
--	--	---



DC load limit curve



Note: Inductive loads have to be attenuated by an appropriate protective circuit in order to protect relay coils and contacts.

Description	V _N	I _N	Item No.	Pack. Unit	V _N	I _N	Item No.	Pack. Unit
Relay socket with miniature switching relay, for DIN 35 rail	12 V DC	17 mA	857-303	1	24 V AC/DC	8.5 mA	857-354	1
	24 V DC	10 mA	857-304	1	115 V AC/DC	4 mA	857-357	1
	48 V DC	6.5 mA	857-305	1	230 V AC/DC	3.5 mA	857-358	1
	60 V DC	5.2 mA	857-306	1				

Technical Data	Accessories see pages 33 ... 35	Accessories see pages 33 ... 35
Coil:		
Input voltage range	V _N -15 % ... +20 %	V _N -15 % ... +20 % (857-354/857-357) V _N -15 % ... +10 % (857-358)
Contacts:		
Contact material	AgNi	AgNi
Max. continuous current	6 A	6 A
Max. switching voltage	250 VAC	250 VAC
Max. switching power (resistive)	1500 VA AC; DC see load limit curve	1500 VA AC; DC see load limit curve
Recommended minimum load	10 VDC / 10 mA, 24 VDC / 1 mA	10 VDC / 10 mA, 24 VDC / 1 mA
Pull-in/drop-out/bounce time typ.	8ms / 4ms / -	8ms / 4ms / -
Mechanical life	5 x 10 ⁶ switching operations	5 x 10 ⁶ switching operations
General specifications:		
Nominal voltage to EN 60664-1	250 V / 4 kV / 2	250 V / 4 kV / 2
Dielectric strength, contact-coil (AC, 1 min)	4 kV _{rms}	4 kV _{rms}
Dielectric strength open contact (AC, 1 min)	1 kV _{rms}	1 kV _{rms}
Dielectric strength contact-contact (AC, 1 min)	-	-
Ambient operating temperature at V _N	-40 °C ... +60 °C	-25 °C ... +60 °C
Storage temperature	-40 °C ... +70 °C	-40 °C ... +70 °C
Dimensions (mm) W x H x L	6 x 81 x 94	6 x 81 x 94
Wire connection	Height from upper-edge of DIN 35 rail CAGE CLAMP® S	Height from upper-edge of DIN 35 rail CAGE CLAMP® S
Cross sections	0.34 ... 2.5 mm ² / AWG 22 ... 14	0.34 ... 2.5 mm ² / AWG 22 ... 14
Strip length	9 ... 10 mm / 0.35 ... 0.39 in	9 ... 10 mm / 0.35 ... 0.39 in
Standards/specifications	EN 60664-1; EN 61810-1; EN 61140; Ⓢ (857-304: Ⓢ)	EN 60664-1; EN 61810-1; Ⓢ (857-358: Ⓢ)

X-ON Electronics

Largest Supplier of Electrical and Electronic Components

Click to view similar products for [Wago manufacturer](#):

Other Similar products are found below :

[750-460](#) [231-118/026-000](#) [231-303/026-000](#) [231-620/019-000](#) [257-403](#) [280-438](#) [280-831](#) [284-624](#) [284-681](#) [206-861](#) [210-111](#) [231-303/037-000](#) [231-446/001-000_NR](#) [231-833/001-000](#) [232-216/026-000](#) [234-510](#) [264-726](#) [280-339](#) [793-500 2](#) [51228988](#) [209-132](#) [830-800/000-305](#) [788-507](#) [750-512](#) [264-321](#) [279-101](#) [281-365](#) [713-1428/107-000](#) [731-138/048-000](#) [750-459](#) [750-517](#) [750-601](#) [793-3505](#) [231-535/001-000](#) [2624-1103](#) [787-712](#) [713-1407](#) [2000-5457](#) [221-525](#) [832-1206](#) [832-3604](#) [281-512/281-501](#) [286-336](#) [288-437](#) [750-421](#) [750-838](#) [753-559](#) [750-1505](#) [787-732](#) [753-437](#)