

- Two Pole heavy duty power relays
- Up to 30A switching capacity
- Flat insert connectors - faston 6.35 x 0.8 mm
- Optional PCB mounting
- 8mm creepage distance and 4kV dielectric
- Meets UL, VDE & RoHS standards

Contacts

Contact number & arrangement		DPST - NO (2 Form A or 2NO), DPDT (2 Form C or 2CO),
Contact material		AgCdO, AgSnOInO
Max. switching voltage		277V AC
Min. switching voltage	AC / DC	10V
Rated Load	AC1 DC1	30A / 277VAC DPST-NO; 30A/277VAC NO, 3A/277VAC NC DPDT 20A / 28VDC DPST-NO; 20A/28VDC NO, 3A/28VDC NC DPDT
Min. switching current		100mA@10VAC NC contacts, 500mA@12VAC NO contacts
Max. inrush current		30A Normally open contact
Rated current		30A Normally open contact / 3A Normally closed contact
Max. breaking capacity	AC1	7500 VA
Min. breaking capacity		1W
Resistance		< 50mΩ at 1A,6VDC
Max. operating frequency at rated load	AC1	840 cycles / hour
no load		840 cycles / hour

Coil

Rated voltage	AC DC	24... 277V AC 50/60Hz 6... 110V DC
Must release voltage		AC: $\geq 0.20U_n$ DC: $\geq 0.10U_n$
Operating range of supply voltage		See Tables 1, 2
Rated power consumption		AC: 4VA (50Hz) DC: 1.7W

Insulation

Insulation category		C250
Insulation rated voltage		250VAC
Dielectric strength		
coil - contact		4000V AC
contact - contact		1500V AC between open contacts
pole - pole		2000V AC
Contact - coil distance		
clearance		8mm
creepage		8mm

General data

Operating time (typical value)		15msec
Release Time		10msec
Electrical Life		
resistive AC1 cos Ø		> 10 ⁵
Mechanical life		> 5 x 10 ⁶
Motor Load		1hp @ 120VAC, 2.5hp @ 250VAC
Dimensions (L x W x H)		68.6 (over mounting flange) x 34.5 x 37.7mm max
Weight		86g approx.
Ambient Temperature		
storage		-55... + 155°C
operating		DC Coil: -55... + 85°C, AC Coil: -40... + 65°C
Cover protection category		IP40 (Dust Cover) or IP67 (fully sealed)
Shock resistance		10g, 11ms functional; 100g destructive
Vibration resistance		DA 1.65mm, 10 - 55Hz

Coil data - DC voltage version

Table 1

Coil code	Rated voltage V DC	Coil resistance ± 10% at 20°C Ω	Must operate voltage @ 23°C V DC.	Must release voltage @ 23°C V DC.
1006	6	22	4.5	0.6
1012	12	86	9.0	1.2
1024	24	350	18.0	2.4
1048	48	1390	36.0	4.8
1110	110	7255	82.5	11.0

Coil data - AC 50Hz voltage version

Table 2

Coil code	Rated voltage V AC	Coil resistance ± 10% at 20°C Ω	Must operate voltage @ 23°C V AC.	Must release voltage @ 23°C V AC.
3024	24	52	19.2	4.8
3120	120	1390	96.0	24.0
3208	208	3800	166.4	41.6
3240	240	5200	192.0	48.0
3277	277	7255	221.6	55.4

Coil data - AC 60Hz voltage version

Table 3

Coil code	Rated voltage V AC	Coil resistance ± 10% at 20°C Ω	Must operate voltage @ 23°C V AC.	Must release voltage @ 23°C V AC.
6024	24	39	19.2	4.8
6120	120	950	96.0	24.0
6208	208	2841	166.4	41.6
6240	240	3800	192.0	48.0
6277	277	5200	221.6	55.4

Standard Types - see Page 3 for Ordering Codes

DG36-3022-S6-1012	Flange Mount DPST-NO, 12VDC Coil
DG36-3022-S6-1024	Flange Mount DPST-NO, 24VDC Coil
DG36-3022-S6-6024	Flange Mount DPST-NO, 24VAC 60Hz Coil
DG36-3022-S6-6120	Flange Mount DPST-NO, 120VAC 60Hz Coil
DG36-3022-S6-3240	Flange Mount DPST-NO, 240VAC 50Hz Coil

Ordering Codes

Type	Contact material	Contact number & arrangement	Cover protection category	Connection mode	Coil code
D	G	3	6	-	-

Contact Material

10 - AgCdO
30 - AgSnO2

Contact number & arrangement

12 - DPDT (2C/O)
22 - DPST-NO (2NO)

Cover protection category

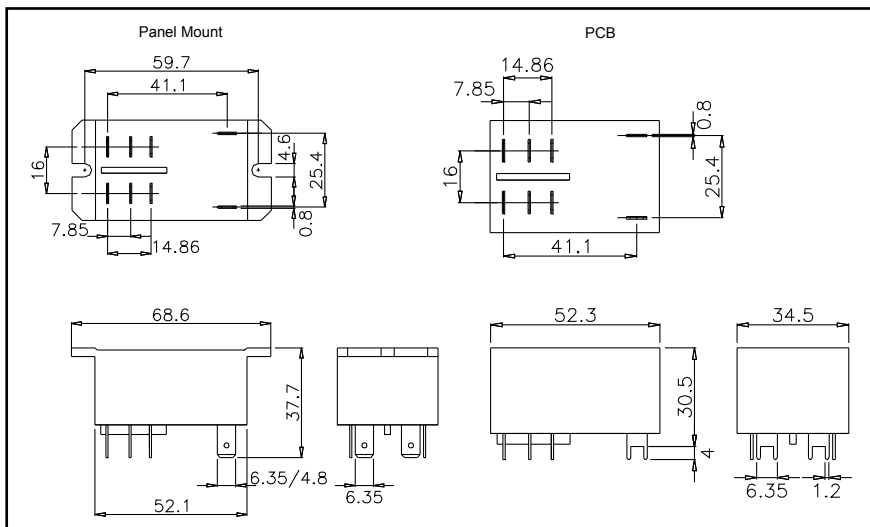
8 - in cover, IP 64 (for PCB mounting)
S - in cover, IP 64 (for panel mounting)

Connection mode

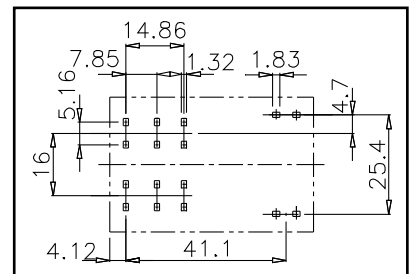
5 - PCB pins
6 - for flat insert connectors - fast-on 6.3 x 0.8mm

see Tables 1, 2 & 3

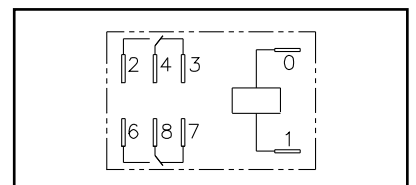
Dimensions



PCB Layout



Connection Layout



X-ON Electronics

Largest Supplier of Electrical and Electronic Components

Click to view similar products for [Durakool](#) manufacturer:

Other Similar products are found below :

[DG85B-8011-35-1012](#) [SDA3Z-30K-A](#) [4859](#) [DFC3-301](#) [DM84-2012-35-1012](#) [SDA1Z-40K-D](#) [DM85-2011-35-1012](#) [SRA3Z-60K-D](#) [DHS01](#)
[SDA1Z-15K-D](#) [SDA1Z-80K-A](#) [SDA1Z-80K-D](#) [SRA1Z-25K-D](#) [SDA3Z-30K-D](#) [DM84-2012-35-5012](#) [SRA3Z-80K-D](#) [DHS02](#) [SRA1Z-10K-](#)
[D](#) [SRA3Z-60K-A](#) [SRA1Z-40K-D](#) [A1/2-001](#) [SRA1Z-60K-A](#) [SRA1Z-40K-A](#) [SIM212-12VDC](#) [SRA1Z-10K-A](#) [A1B-003](#) [DG85B-](#)
[8021-96-1012-M1](#) [DM84-2012-35-1024](#) [DG85C-8021-75-1012](#) [SRA1Z-25K-A](#) [DG20-8011-35-1012](#) [SRA1Z-60K-D](#) [SRA1Z-100K-A](#) [5002](#)
[SRA2Z-40K-D](#) [SRA1Z-40L-A](#) [SRD-SGR2-M03](#) [DG85CM-5021-76-1012](#) [SRA1Z-15L-D](#) [DG85B-8011-96-1012-M1](#) [SIM112](#) [16VDC](#)
[SRA1Z-80K-A](#) [SRA1Z-25L-A](#) [DTP1](#) [SRA1Z-100K-D](#) [SRA1Z-15L-A](#) [SRA1Z-100L-D](#) [SRA1Z-25L-D](#) [SRA1Z-40L-D](#) [SRA1Z-60L-A](#)