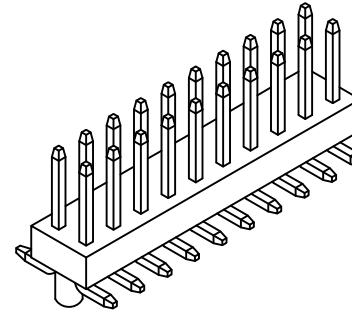
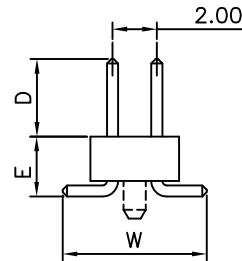
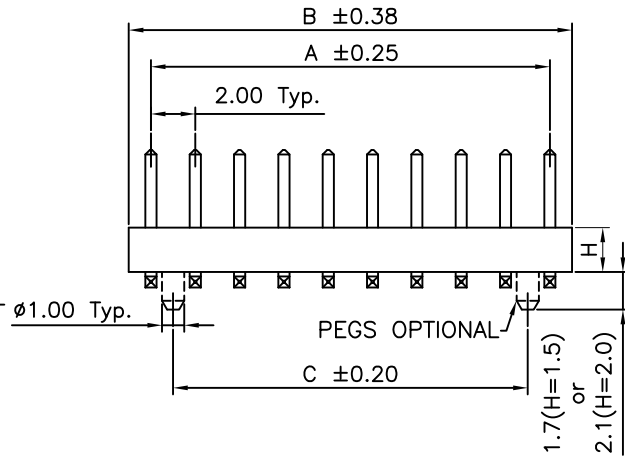


RECOMMENDED PCB LAYOUT



CONTACTS	DIMENSIONS		
	A	B	C
6	4.0	6.2	2.0
8	6.0	8.2	4.0
10	8.0	10.2	6.0
12	10.0	12.2	8.0
14	12.0	14.2	10.0
16	14.0	16.2	12.0
18	16.0	18.2	14.0
20	18.0	20.2	16.0
22	20.0	22.2	18.0
24	22.0	24.2	20.0
26	24.0	26.2	22.0
28	26.0	28.2	24.0
30	28.0	30.2	26.0
32	30.0	32.2	28.0
34	32.0	34.2	30.0
36	34.0	36.2	32.0
38	36.0	38.2	34.0
40	38.0	40.2	36.0
42	40.0	42.2	38.0
44	42.0	44.2	40.0
46	44.0	46.2	42.0
48	46.0	48.2	44.0
50	48.0	50.2	46.0

SPECIFICATIONS 规格
CURRENT RATING 电流额定值: 2 AMP
INSULATOR RESISTANCE 绝缘电阻值: 1000 MEGAOHMS MIN.
CONTACT RESISTANCE 接触电阻值: 20 mOHMS MAX.
DIELECTRIC WITHSTANDING 耐电压: AC 500 V
OPERATING TEMPERATURE 工作温度: -40°C TO +105°C
CONTACT MATERIAL 端子物料: COPPER ALLOY
INSULATOR MATERIAL 绝缘体物料:
STANDARD 标准物料: POLYAMIDE 聚酰胺, NYLON 6T, UL 94-V0
OPTIONS 可选物料: POLYESTER 聚酯, LCP, UL 94-V0
SOLDERING PROCESS 可焊性:
 NYLON 6T (STANDARD 标准物料) -
 IR REFLOW 回流焊: 260°C for 10 sec.
 WAVE 波峰焊: 230°C for 5-10 sec.
 MANUAL SOLDER 人工焊接: 350°C for 3-5 sec
 LCP (OPTION 可选物料) -
 IR REFLOW 回流焊: 260°C for 10 sec. **△**
 WAVE 波峰焊: 250°C for 5-10 sec.
 MANUAL SOLDER 人工焊接: 350°C for 3-5 sec. **△**

MATES WITH 配套之母座 (SUBJECT TO PIN LENGTH 在端子长度适合的条件下):
 BF065 BF075 BF080 BF095 BF100
 BF105 BF115 BF120

By	LYH	CB	DR	SA
DETAIL	DRAWING RELEASE	PACKING OPTIONS CHANGED	CHANGE TO SOLDER TEMP. INFORMATION	AMENDMENT TO STANDARD DIMENSIONS
REV	A	B	C	D
DATE	26/10/07	27/04/09	30/07/09	08/12/09

Ordering Grid
 BF030-XXX-XX-XXXX-XXXX-XXXX-XX

REQUEST SAMPLES AND QUOTATION

No. of Contacts: 06 to 50

Contact Plating:
 A = Gold Flash All Over
 B = Selective Gold Flash Contact Area/ Tin On Tail
 C = Tin All Over
 G = 10µ" Gold Contact Area/Tin On Tail
 I = 30µ" Gold Contact Area/Tin On Tail
Standard = Gold Flash All Over

Locating Peg:
 0 = No Peg
 1 = With Peg

Insulator Material:
 N = Nylon 6T
L = LCP (Standard)

Dimension W (1/100mm) (Footprint Width)
'H' = 2.00mm: Standard - 6.00mm = 0600
'H' = 1.50mm: Standard - 5.50mm = 0550
 Or specify Dimension W
 e.g. 5.50mm = 0550
 TOL +/- 0.2mm

Dimension D (1/100mm) (Post Height)
Standard - 2.00mm = 0200
Standard - 4.00mm = 0400
Standard - 6.00mm = 0600
 Or specify Dimension D
 e.g. 2.50mm = 0250
 TOL +/- 0.2mm

Dimension E (1/100mm) (PCB to Top of Insulator)
'H' = 2.00mm: Standard - 2.77mm = 0277
'H' = 1.50mm: Standard - 2.20mm = 0220
 Or specify Dimension E
 e.g. 2.50mm = 0250
 TOL +/- 0.2mm

Packing Options **△**
B = Tape & Reel with Cap (Standard)
 D = Tube
 E = Tube with Cap



Tolerances (Except as noted)		Part Number:-	Date:-
Dimensions in mm		BF030	26 OCT 07
X: ±0.30	X': ±5°	Description:-	
XX ±0.20	X' ±2°	2.0mm PITCH PIN HEADER, DUAL ROW, SURFACE MOUNT	
XXX ±0.15	XX' ±1°	© THIS DRAWING IS CONFIDENTIAL AND MUST NOT BE COPIED OR DISCLOSED WITHOUT WRITTEN CONSENT	
XXXX ±0.10	XXX' ±0.5°	Third Angle Projection	

GCT

www.globalconnectortechology.com

Scale	Revision	Material	Drawn by	Sheet No.
NTS	D	See Note	LYH	E & OE 1/1

X-ON Electronics

Largest Supplier of Electrical and Electronic Components

Click to view similar products for GCT manufacturer:

Other Similar products are found below :

[BD021-09A-A1-0350-0200-0550-LD](#) [BG095-10-A-N-D](#) [BG165-04-A-A-N-H](#) [BC070-06-A-1-L-D](#) [BG100-06-A-N-D](#) [SIM7050-8-0-00-A](#)
[SIM7200-6-0-18-00-A](#) [BD020-08-A-J-0350-0300-L-G](#) [SIM7100-6-1-15-00-A](#) [BF020-03-A-B-0600-0300-N-G](#) [DCJ250-15-A-K1-C](#)
[USB4070-30-C](#) [BC085-08-A-0390-L-D](#) [BG030-04-A-0450-0300-N-G](#) [BG306-03-A-1-0400-L-B](#) [BD050-10-A-0-0500-L-D](#) [BC050-06A-K0-](#)
[0200-0160-0480-LG](#) [BG301-05-A-0540-L-B](#) [SIM5055-6-1-25-00-A](#) [BC050-10A-K0-0200-0160-0480-LD](#) [SIM5060-6-0-26-00-A](#) [BD020-06-](#)
[A-J-0350-0300-L-G](#) [BD020-10-A-J-0350-0300-L-G](#) [MEM2067-02-180-00-A](#) [DCJ235-05-A-K1-K](#) [BG302-03-A-L-G](#) [BF085-06-A-0240-N-D](#)
[BC070-20-A-1-L-D](#) [USB4065-30-A](#) [DCJ250-10-A-K1-K](#) [BG040-06-A-0450-0300-N-G](#) [BG302-04-A-L-G](#) [BG301-04-A-0540-L-B](#)
[USB4055-30-A](#) [USB2066-05-RBHM-15-STB-00-00-A](#) [BG030-06-A-0450-0300-N-G](#) [BC020-10-A-0380-0300-L-G](#) [BG095-07-A-N-D](#)
[DCJ065-05-A-K1-A](#) [USB3160-30-0070-1-C](#) [BG120-08-A-0-N-D](#) [BD080-05-A-0230-L-D](#) [BC050-12A-K0-0200-0160-0480-LD](#) [BG300-06-](#)
[A-L-A](#) [BG301-02-A-0540-L-B](#) [USB3160-30-0120-1-C](#) [BC085-12-A-0390-L-D](#) [BF020-02-A-B-0400-0300-N-G](#) [BG303-04-A-0300-L-G](#)
[BC050-14A-K0-0200-0160-0480-LD](#)