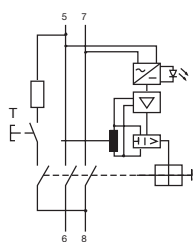


3

B



F200 PV B type for smooth DC earth fault current for photovoltaic applications

Function: protection against the effects of sinusoidal alternating, direct pulsating and pulsating DC or smooth DC earth fault currents; protection against indirect contacts and additional protection against direct (with $I_{\Delta n}=30\text{mA}$) contacts.



Where an electrical installation includes a PV power supply system without at least simple separation between the AC side and the DC side, an RCD installed to provide fault protection by automatic disconnection of supply should be type B according to IEC 60755, amendment 2 (according to IEC 60364-7 art. 712.413.1.1.1.2)

Application: particularly suitable for use in solar energy (photovoltaic) systems

standard: IEC/EN 61008, IEC 62423

Marking: according to EN 61008

Number of poles	Rated residual current	Rated current	Order details	Bbn	Price 1 piece	Price group	Weight 1 piece	Pack unit
	$I_{\Delta n}$ mA	In A	Type code	Order code	EAN		kg	pc.
2	30	25	F202PV B-25/0,03	2CSF202601R1250	071235		0.500	1
		63	F202PV B-63/0,03	2CSF202601R1630	368632		0.500	1
300	25		F202PV B-25/0,3	2CSF202601R3250	910831		0.500	1
		63	F202PV B-63/0,3	2CSF202601R3630	659037		0.500	1

System
pro M compact® Selection tables
 RCCBs F 200 series
 PV B   type

F 200 PV B

Rated current I_n	25A	63 A
Rated sensitivity I_{Δn}	0.03 - 0.3 A	
Working frequency range	0 - 1000 Hz	
Rated voltage U_n	230 V AC	
Rated frequency	50 Hz	
Min. operating voltage for detecting type A/AC residual currents	0 V (mains voltage-independent)	
for detecting type B residual currents	30 V AC	
Own consumption	max. 1.2 W	
Working range of test circuit	100 V AC – 250 V AC	
No. of poles:	2-pole	
Dissipated power P_v	1.2 W	7.2 W
Short-circuit fuse to VDE 0636 / IEC 60269-1	100 A/gG	
Tripping times F200PV B type	1xI _{Δn} ≤ 300 ms; 5xI _{Δn} ≤ 40 ms	
Rated making and breaking capacity I_m	500 A	800 A
Rated residual making and breaking capacity I_{Δm}	500 A	800 A
Rated short circuit current I_{nc}	10 kA	
Rated conditional residual short-circuit current I_{Δc}	10 kA	
Surge current resistance	Ring wave 0.5 ms / 100 kHz: 200 A, impulse 8/20 μs: 3 kA	
Impact resistance	20 g / 20 ms duration	
Enclosure protection type	IP40 (after installation in distribution board)	
Input side	Terminals 5, 7	
Ambient temperature	-25°C to 40°C	
Resistance to climate changes according to IEC 68-2-30	damp / heat cyclic (25°C / 55°C; 93% / 97% rel.hum., 28 cycles)	
Cables max. size	1x1.5-50 mm ² (1-wire connect.); 2x1.5-16 mm ² (2-wire connect.)	
Tightening torque of fastening screws	3 Nm	
Mechanical life	> 5000 switching cycles	
Electrical life	> 2000 switching cycles	
Electromagnetic compatibility	IEC 61453; DIN VDE 0664 Pt.30 (interference resistance-industrial environment)	
Mounting	On DIN rail EN 60715 (35 mm) by means of fast clip device; any mounting position	
Toggle	Blue sealable in ON/OFF position.	
Dimensions (H x D x W)	85 x 69 x 72 mm	
Weight	500 g	

3

X-ON Electronics

Largest Supplier of Electrical and Electronic Components

Click to view similar products for [ABB manufacturer:](#)

Other Similar products are found below :

[TY27MX](#) [TV10-516R](#) [RF727](#) [2CMA100178R1000](#) [ACS150-01E-09A8-2](#) [KS70-1104](#) [A75-30-11-230V-50HZ](#) [10-100](#) [5SDD](#) [92Z0401](#)
[ESV14-BS](#) [EZS-21-250](#) [F204AC-40/0.1](#) [F362-25/0.03](#) [A40-30-10-84](#) [AF26-30-00-14](#) [AF30-30-00-13](#) [AF460-30-11-68](#) [AF50-30-11-70](#)
[1455](#) [B14-250](#) [EF45-30](#) [ERG297](#) [HSC2-20](#) [1SAM201904R1001](#) [1SAM350000R1003](#) [1SAZ711201R1045](#) [1SAZ721201R1009](#)
[1SAZ721201R1014](#) [1SAZ721201R1025](#) [1SAZ721201R1045](#) [1SBL367001R1300](#) [1SDA057197R1](#) [1SFA611100R1104](#) [1SFA611101R1002](#)
[1SFA611130R1103](#) [1SFA611133R1106](#) [1SFA611143R1101](#) [1SFA611202R1108](#) [1SFA611203R1108](#) [1SFA611210R1101](#)
[1SFA611215R1001](#) [1SFA611216R1108](#) [1SFA611281R1002](#) [1SFA611285R1002](#) [1SFA611702R6006](#) [1SFA616162R1025](#)
[1SFA896106R1100](#) [1SVR730020R0200](#) [IPC4111](#) [OHB125J12](#)