

# Printed-circuit board connector - MVSTBW 2,5/ 8-ST-5,08 - 1792812

Please be informed that the data shown in this PDF Document is generated from our Online Catalog. Please find the complete data in the user's documentation. Our General Terms of Use for Downloads are valid (<http://phoenixcontact.com/download>)



Plug component, Nominal current: 12 A, Rated voltage (III/2): 320 V, Number of positions: 8, Pitch: 5.08 mm, Connection method: Screw connection, Color: green, Contact surface: Tin


The figure shows a 10-position version of the product

## Why buy this product

- For larger numbers of positions up to 24-pos., visit: [phoenixcontact.net/products](http://phoenixcontact.net/products)
- MSTB plugs for vertical plug-in direction
- Conductor entry on the rippled side of the plug



## Key Commercial Data

Packing unit	50 pc
GTIN	 4 017918 045241
Weight per Piece (excluding packing)	16.56 g
Custom tariff number	85366990
Country of origin	Germany

## Technical data

### Dimensions

Width	40.64 mm
Pitch	5.08 mm
Dimension a	35.56 mm

### General

Range of articles	MVSTBW 2,5/...-ST
Insulating material group	I
Rated surge voltage (III/3)	4 kV
Rated surge voltage (III/2)	4 kV
Rated surge voltage (II/2)	4 kV
Rated voltage (III/3)	250 V
Rated voltage (III/2)	320 V

# Printed-circuit board connector - MVSTBW 2,5/ 8-ST-5,08 - 1792812

## Technical data

### General

Rated voltage (II/2)	630 V
Connection in acc. with standard	EN-VDE
Nominal current I <sub>N</sub>	12 A
Nominal cross section	2.5 mm <sup>2</sup>
Maximum load current	12 A
Insulating material	PA
Flammability rating according to UL 94	V0
Internal cylindrical gage	A3
Stripping length	7 mm
Number of positions	8
Screw thread	M3
Tightening torque, min	0.5 Nm
Tightening torque max	0.6 Nm

### Connection data

Conductor cross section solid min.	0.2 mm <sup>2</sup>
Conductor cross section solid max.	2.5 mm <sup>2</sup>
Conductor cross section flexible min.	0.2 mm <sup>2</sup>
Conductor cross section flexible max.	2.5 mm <sup>2</sup>
Conductor cross section flexible, with ferrule without plastic sleeve min.	0.25 mm <sup>2</sup>
Conductor cross section flexible, with ferrule without plastic sleeve max.	2.5 mm <sup>2</sup>
Conductor cross section flexible, with ferrule with plastic sleeve min.	0.25 mm <sup>2</sup>
Conductor cross section flexible, with ferrule with plastic sleeve max.	2.5 mm <sup>2</sup>
Conductor cross section AWG min.	24
Conductor cross section AWG max.	12
2 conductors with same cross section, solid min.	0.2 mm <sup>2</sup>
2 conductors with same cross section, solid max.	1 mm <sup>2</sup>
2 conductors with same cross section, stranded min.	0.2 mm <sup>2</sup>
2 conductors with same cross section, stranded max.	1.5 mm <sup>2</sup>
2 conductors with same cross section, stranded, ferrules without plastic sleeve, min.	0.25 mm <sup>2</sup>
2 conductors with same cross section, stranded, ferrules without plastic sleeve, max.	1 mm <sup>2</sup>
2 conductors with same cross section, stranded, TWIN ferrules with plastic sleeve, min.	0.5 mm <sup>2</sup>
2 conductors with same cross section, stranded, TWIN ferrules with plastic sleeve, max.	1.5 mm <sup>2</sup>
Minimum AWG according to UL/CUL	30
Maximum AWG according to UL/CUL	12

### Standards and Regulations

Connection in acc. with standard	EN-VDE
	CSA

# Printed-circuit board connector - MVSTBW 2,5/ 8-ST-5,08 - 1792812

## Technical data

### Standards and Regulations

Flammability rating according to UL 94	V0
--	----

## Classifications

### eCl@ss

eCl@ss 4.0	272607xx
eCl@ss 4.1	27260701
eCl@ss 5.0	27260701
eCl@ss 5.1	27260701
eCl@ss 6.0	27260704
eCl@ss 7.0	27440402
eCl@ss 8.0	27440309

### ETIM

ETIM 3.0	EC001121
ETIM 4.0	EC002638
ETIM 5.0	EC002638

### UNSPSC

UNSPSC 6.01	30211810
UNSPSC 7.0901	39121409
UNSPSC 11	39121409
UNSPSC 12.01	39121409
UNSPSC 13.2	39121409

## Approvals

### Approvals

---

#### Approvals

UL Recognized / VDE Gutachten mit Fertigungsüberwachung / cUL Recognized / IECCE CB Scheme / CCA / CSA / EAC / cULus Recognized

---

#### Ex Approvals

---

#### Approvals submitted

---

## Approval details

# Printed-circuit board connector - MVSTBW 2,5/ 8-ST-5,08 - 1792812

## Approvals

UL Recognized

	B	D
mm <sup>2</sup> /AWG/kcmil	30-12	30-12
Nominal current I <sub>N</sub>	15 A	10 A
Nominal voltage U <sub>N</sub>	300 V	300 V

VDE Gutachten mit Fertigungsüberwachung

mm <sup>2</sup> /AWG/kcmil	0.2-2.5
Nominal current I <sub>N</sub>	12 A
Nominal voltage U <sub>N</sub>	250 V

cUL Recognized

	B	D
mm <sup>2</sup> /AWG/kcmil	30-12	30-12
Nominal current I <sub>N</sub>	15 A	10 A
Nominal voltage U <sub>N</sub>	300 V	300 V

IECEE CB Scheme

mm <sup>2</sup> /AWG/kcmil	0.2-2.5
Nominal current I <sub>N</sub>	12 A
Nominal voltage U <sub>N</sub>	250 V

CCA

CSA

	B	D
mm <sup>2</sup> /AWG/kcmil	28-12	28-12
Nominal current I <sub>N</sub>	10 A	10 A
Nominal voltage U <sub>N</sub>	300 V	300 V

# Printed-circuit board connector - MVSTBW 2,5/ 8-ST-5,08 - 1792812

## Approvals

EAC

cULus Recognized  US

## Accessories

### Accessories

#### Coding element

Coding star - CR-MSTB - 1734401



Coding section, inserted into the recess in the header or the inverted plug, red insulating material

Coding profile - CP-MSTB - 1734634



Coding profile, is inserted into the slot on the plug or inverted header, red insulating material

#### Labeled terminal marker

Marker card - SK 5,08/3,8:FORTL.ZAHLEN - 0804293



Marker card, Card, white, labeled, Horizontal: Consecutive numbers 1 - 10, 11 - 20, etc. up to 91 - (99)100, Mounting type: Adhesive, for terminal block width: 5.08 mm, Lettering field: 5.08 x 3.8 mm

#### Screwdriver tools

Screwdriver - SZS 0,6X3,5 - 1205053



Actuation tool, for ST terminal blocks, insulated, also suitable for use as a bladed screwdriver, size: 0.6 x 3.5 x 100 mm, 2-component grip, with non-slip grip

## Printed-circuit board connector - MVSTBW 2,5/ 8-ST-5,08 - 1792812

### Accessories

#### Terminal marking

Marker card - SK 5,08/3,8:UNBEDRUCKT - 0805412



Marker card, Card, white, unlabeled, can be labeled with: Marker pen, Mounting type: Adhesive, for terminal block width: 5.08 mm, Lettering field: 5.08 x 3.8 mm

---

### Additional products

Base strip - MSTBW 2,5/ 8-G-5,08 - 1735824



Header, Nominal current: 12 A, Rated voltage (III/2): 320 V, Number of positions: 8, Pitch: 5.08 mm, Color: green, Contact surface: Tin, Mounting: Soldering

---

Base strip - MSTBVA 2,5/ 8-G-5,08 - 1755794



Header, Nominal current: 12 A, Rated voltage (III/2): 320 V, Number of positions: 8, Pitch: 5.08 mm, Color: green, Contact surface: Tin, Mounting: Soldering

---

Base strip - MSTBA 2,5/ 8-G-5,08 - 1757307



Header, Nominal current: 12 A, Rated voltage (III/2): 320 V, Number of positions: 8, Pitch: 5.08 mm, Color: green, Contact surface: Tin, Mounting: Soldering

---

Base strip - MSTBV 2,5/ 8-G-5,08 - 1758076



Header, Nominal current: 12 A, Rated voltage (III/2): 320 V, Number of positions: 8, Pitch: 5.08 mm, Color: green, Contact surface: Tin, Mounting: Soldering

## Printed-circuit board connector - MVSTBW 2,5/ 8-ST-5,08 - 1792812

### Accessories

#### Base strip - MSTB 2,5/ 8-G-5,08 - 1759075



Header, Nominal current: 12 A, Rated voltage (III/2): 320 V, Number of positions: 8, Pitch: 5.08 mm, Color: green, Contact surface: Tin, Mounting: Soldering

#### Base strip - MDSTB 2,5/ 8-G1-5,08 - 1762431



Header, Nominal current: 10 A, Rated voltage (III/2): 320 V, Number of positions: 8, Pitch: 5.08 mm, Color: green, Contact surface: Tin, Mounting: Soldering. In combination with MVSTB or FKCV plug components, both an MVSTBW (or FKCVW) and an MVSTBR plug (or FKCVR) must be used. Combination with TMSTBP plug components is not possible!

#### Base strip - MDSTBV 2,5/ 8-G1-5,08 - 1762567



Header, Nominal current: 10 A, Rated voltage (III/2): 320 V, Number of positions: 8, Pitch: 5.08 mm, Color: green, Contact surface: Tin, Mounting: Soldering. In combination with MVSTB or FKCV plug components, both an MVSTBW (or FKCVW) and an MVSTBR plug (or FKCVR) must be used. Combination with TMSTBP plug components is not possible!

#### Base strip - SMSTBA 2,5/ 8-G-5,08 - 1767436



Header, Nominal current: 12 A, Rated voltage (III/2): 320 V, Number of positions: 8, Pitch: 5.08 mm, Color: green, Contact surface: Tin, Mounting: Soldering

#### Base strip - SMSTB 2,5/ 8-G-5,08 - 1769528



Header, Nominal current: 12 A, Rated voltage (III/2): 320 V, Number of positions: 8, Pitch: 5.08 mm, Color: green, Contact surface: Tin, Mounting: Soldering

## Printed-circuit board connector - MVSTBW 2,5/ 8-ST-5,08 - 1792812

### Accessories

#### Base strip - MSTBA 2,5/ 8-G-5,08-LA - 1771008



Header, Nominal current: 12 A, Rated voltage (III/2): 320 V, Number of positions: 8, Pitch: 5.08 mm, Color: green, Contact surface: Tin, Mounting: Soldering

---

#### Base strip - MSTBV 2,5/ 8-GEH-5,08 - 1808528



Header, Nominal current: 12 A, Rated voltage (III/2): 320 V, Number of positions: 8, Pitch: 5.08 mm, Color: green, Contact surface: Tin, Mounting: Soldering

---


#### Base strip - MDSTB 2,5/ 8-G-5,08 - 1840052



Header, Nominal current: 10 A, Rated voltage (III/2): 320 V, Number of positions: 8, Pitch: 5.08 mm, Color: green, Contact surface: Tin, Mounting: Soldering, Can be aligned! Mounting flange: Order No. 1736771, 1736768. In combination with MVSTB or FKCV plug components, both an MVSTBW (or FKCVW) and an MVSTBR plug (or FKCVR) must be used. Combination with TMSTBP plug components is not possible!

---

#### Base strip - MDSTBA 2,5/ 8-G-5,08 - 1842128



Header, Nominal current: 10 A, Rated voltage (III/2): 320 V, Number of positions: 8, Pitch: 5.08 mm, Color: green, Contact surface: Tin, Mounting: Soldering, The article can be aligned to create different nos. of positions! In combination with MVSTB or FKCV plug components, both an MVSTBW (or FKCVW) and an MVSTBR plug (or FKCVR) must be used. Combination with TMSTBP plug components is not possible!

---

#### Base strip - MDSTBW 2,5/ 8-G-5,08 - 1842270



Header, Nominal current: 10 A, Rated voltage (III/2): 320 V, Number of positions: 8, Pitch: 5.08 mm, Color: green, Contact surface: Tin, Mounting: Soldering, The article can be aligned to create different nos. of positions! In combination with MVSTB or FKCV plug components, both an MVSTBW (or FKCVW) and an MVSTBR plug (or FKCVR) must be used. Combination with TMSTBP plug components is not possible!

---



## Printed-circuit board connector - MVSTBW 2,5/ 8-ST-5,08 - 1792812

### Accessories

#### Base strip - MDSTBVA 2,5/ 8-G-5,08 - 1845390



Header, Nominal current: 10 A, Rated voltage (III/2): 320 V, Number of positions: 8, Pitch: 5.08 mm, Color: green, Contact surface: Tin, Mounting: Soldering, The article can be aligned to create different nos. of positions! In combination with MVSTB or FKCV plug components, both an MVSTBW (or FKCVW) and an MVSTBR plug (or FKCVR) must be used. Combination with TMSTBP plug components is not possible!

---

#### Base strip - MDSTBV 2,5/ 8-G-5,08 - 1845549



Header, Nominal current: 10 A, Rated voltage (III/2): 320 V, Number of positions: 8, Pitch: 5.08 mm, Color: green, Contact surface: Tin, Mounting: Soldering, Can be aligned! Mounting flange: Order No. 1836477, 1836480. In combination with MVSTB or FKCV plug components, both an MVSTBW (or FKCVW) and an MVSTBR plug (or FKCVR) must be used. Combination with TMSTBP plug components is not possible!

---

#### Base strip - MSTBO 2,5/ 8-GR-5,08 - 1847165



Header, Nominal current: 8 A, Rated voltage (III/2): 320 V, Number of positions: 8, Pitch: 5.08 mm, Color: green, Contact surface: Tin, Mounting: Soldering

---

#### Base strip - MSTBO 2,5/ 8-GL-5,08 - 1850495



Header, Nominal current: 8 A, Rated voltage (III/2): 320 V, Number of positions: 8, Pitch: 5.08 mm, Color: green, Contact surface: Tin, Mounting: Soldering

---

#### Base strip - EMSTBVA 2,5/ 8-G-5,08 - 1859577



Header, Nominal current: 12 A, Rated voltage (III/2): 320 V, Number of positions: 8, Pitch: 5.08 mm, Color: green, Contact surface: Tin, Mounting: Press-in

## Printed-circuit board connector - MVSTBW 2,5/ 8-ST-5,08 - 1792812

### Accessories

Base strip - EMSTBA 2,5/ 8-G-5,08 - 1880368



Header, Nominal current: 12 A, Rated voltage (III/2): 320 V, Number of positions: 8, Pitch: 5.08 mm, Color: green, Contact surface: Tin, Mounting: Press-in

Base strip - DFK-MSTBA 2,5/ 8-G-5,08 - 1898897



Header, Nominal current: 12 A, Rated voltage (III/2): 320 V, Number of positions: 8, Pitch: 5.08 mm, Color: green, Contact surface: Tin, Mounting: Soldering

Base strip - DFK-MSTBVA 2,5/ 8-G-5,08 - 1899197



Header, Nominal current: 12 A, Rated voltage (III/2): 320 V, Number of positions: 8, Pitch: 5.08 mm, Color: green, Contact surface: Tin, Mounting: Soldering

Printed-circuit board connector - MSTBA 2,5/ 8-G-5,08 THT - 1902806



Header, Nominal current: 12 A, Rated voltage (III/2): 320 V, Number of positions: 8, Pitch: 5.08 mm, Color: black, Contact surface: Tin, Mounting: SMD/THT/THR, User information and design recommendations for through hole reflow technology can be found under "Downloads"

Base strip - MSTBVA 2,5/ 8-G-5,08 THT - 1902877



Header, Nominal current: 12 A, Rated voltage (III/2): 320 V, Number of positions: 8, Pitch: 5.08 mm, Color: black, Contact surface: Tin, Mounting: SMD/THT/THR, User information and design recommendations for through hole reflow technology can be found under "Downloads"

## Printed-circuit board connector - MVSTBW 2,5/ 8-ST-5,08 - 1792812

### Accessories

#### Printed-circuit board connector - MSTBA 2,5/ 8-G-5,08 THT-R56 - 1937295



Header, Nominal current: 12 A, Rated voltage (III/2): 320 V, Number of positions: 8, Pitch: 5.08 mm, Color: black, Contact surface: Tin, Mounting: Taped SMD/THT/THR components, User information and design recommendations for through hole reflow technology can be found under "Downloads"

---

#### Base strip - MSTBVA 2,5/ 8-G-5,08 THT-R56 - 1940473



Header, Nominal current: 12 A, Rated voltage (III/2): 320 V, Number of positions: 8, Pitch: 5.08 mm, Color: black, Contact surface: Tin, Mounting: Taped SMD/THT/THR components, User information and design recommendations for through hole reflow technology can be found under "Downloads"

---

#### Printed-circuit board connector - CC 2,5/ 8-G-5,08 P26THR - 1954537



Header, Nominal current: 12 A, Rated voltage (III/2): 320 V, Number of positions: 8, Pitch: 5.08 mm, Color: black, Contact surface: Tin, Mounting: SMD/THT/THR, User information and design recommendations for through hole reflow technology can be found under "Downloads"

---

#### Printed-circuit board connector - CC 2,5/ 8-G-5,08 P26THRR56 - 1954647



Header, Nominal current: 12 A, Rated voltage (III/2): 320 V, Number of positions: 8, Pitch: 5.08 mm, Color: black, Contact surface: Tin, Mounting: SMD/THT/THR, User information and design recommendations for through hole reflow technology can be found under "Downloads"

---

#### Printed-circuit board connector - CCA 2,5/ 8-G-5,08 P26THR - 1954980



Header, Nominal current: 12 A, Rated voltage (III/2): 320 V, Number of positions: 8, Pitch: 5.08 mm, Color: black, Contact surface: Tin, Mounting: SMD/THT/THR, User information and design recommendations for through hole reflow technology can be found under "Downloads"

---

## Printed-circuit board connector - MVSTBW 2,5/ 8-ST-5,08 - 1792812

### Accessories

Printed-circuit board connector - CCA 2,5/ 8-G-5,08 P26THRR56 - 1955099



Header, Nominal current: 12 A, Rated voltage (III/2): 320 V, Number of positions: 8, Pitch: 5.08 mm, Color: black, Contact surface: Tin, Mounting: SMD/THT/THR, User information and design recommendations for through hole reflow technology can be found under "Downloads"

---

Printed-circuit board connector - CCV 2,5/ 8-G-5,08 P26THR - 1955471



Header, Nominal current: 12 A, Rated voltage (III/2): 320 V, Number of positions: 8, Pitch: 5.08 mm, Color: black, Contact surface: Tin, Mounting: SMD/THT/THR, User information and design recommendations for through hole reflow technology can be found under "Downloads"

---

Printed-circuit board connector - CCV 2,5/ 8-G-5,08 P26THRR56 - 1955581



Header, Nominal current: 12 A, Rated voltage (III/2): 320 V, Number of positions: 8, Pitch: 5.08 mm, Color: black, Contact surface: Tin, Mounting: SMD/THT/THR, User information and design recommendations for through hole reflow technology can be found under "Downloads"

---

Printed-circuit board connector - CCVA 2,5/ 8-G-5,08 P26THR - 1955918



Header, Nominal current: 12 A, Rated voltage (III/2): 320 V, Number of positions: 8, Pitch: 5.08 mm, Color: black, Contact surface: Tin, Mounting: SMD/THT/THR, User information and design recommendations for through hole reflow technology can be found under "Downloads"

---

Printed-circuit board connector - CCVA 2,5/ 8-G-5,08 P26THRR56 - 1956027



Header, Nominal current: 12 A, Rated voltage (III/2): 320 V, Number of positions: 8, Pitch: 5.08 mm, Color: black, Contact surface: Tin, Mounting: SMD/THT/THR, User information and design recommendations for through hole reflow technology can be found under "Downloads"

---

## Printed-circuit board connector - MVSTBW 2,5/ 8-ST-5,08 - 1792812

### Accessories

#### Printed-circuit board connector - CCA 2,5/ 8-GL-5,08P26THR - 1959121



Header, Nominal current: 12 A, Rated voltage (III/2): 320 V, Number of positions: 8, Pitch: 5.08 mm, Color: black, Contact surface: Tin, Mounting: SMD/THT/THR, Two-in-one – Pin strips must always be made up of a left (L) and a right (R) segment. Please allow for the corresponding counterpart from the accessories to complete the THR pin strip.

---

#### Printed-circuit board connector - CCA 2,5/ 8-GL-5,08P26THRR56 - 1959192



Header, Nominal current: 12 A, Rated voltage (III/2): 320 V, Number of positions: 8, Pitch: 5.08 mm, Color: black, Contact surface: Tin, Mounting: SMD/THT/THR, Two-in-one – Pin strips must always be made up of a left (L) and a right (R) segment. Please allow for the corresponding counterpart from the accessories to complete the THR pin strip.

---

#### Printed-circuit board connector - CCA 2,5/ 8-GR-5,08P26THR - 1959260



Header, Nominal current: 12 A, Rated voltage (III/2): 320 V, Number of positions: 8, Pitch: 5.08 mm, Color: black, Contact surface: Tin, Mounting: SMD/THT/THR, Two-in-one – Pin strips must always be made up of a left (L) and a right (R) segment. Please allow for the corresponding counterpart from the accessories to complete the THR pin strip.

---

#### Printed-circuit board connector - CCA 2,5/ 8-GR-5,08P26THRR56 - 1959338



Header, Nominal current: 12 A, Rated voltage (III/2): 320 V, Number of positions: 8, Pitch: 5.08 mm, Color: black, Contact surface: Tin, Mounting: SMD/THT/THR, Two-in-one – Pin strips must always be made up of a left (L) and a right (R) segment. Please allow for the corresponding counterpart from the accessories to complete the THR pin strip.

---

#### Printed-circuit board connector - CCVA 2,5/ 8-GL-5,08P26THR - 1959969



Header, Nominal current: 12 A, Rated voltage (III/2): 320 V, Number of positions: 8, Pitch: 5.08 mm, Color: black, Contact surface: Tin, Mounting: SMD/THT/THR, Two-in-one – Pin strips must always be made up of a left (L) and a right (R) segment. Please allow for the corresponding counterpart from the accessories to complete the THR pin strip.

---

## Printed-circuit board connector - MVSTBW 2,5/ 8-ST-5,08 - 1792812

### Accessories

Printed-circuit board connector - CCVA 2,5/ 8-GL-5,08P26THRR56 - 1960068



Header, Nominal current: 12 A, Rated voltage (III/2): 320 V, Number of positions: 8, Pitch: 5.08 mm, Color: black, Contact surface: Tin, Mounting: SMD/THT/THR, Two-in-one – Pin strips must always be made up of a left (L) and a right (R) segment. Please allow for the corresponding counterpart from the accessories to complete the THR pin strip.

Printed-circuit board connector - CCVA 2,5/ 8-GR-5,08P26THR - 1960149



Header, Nominal current: 12 A, Rated voltage (III/2): 320 V, Number of positions: 8, Pitch: 5.08 mm, Color: black, Contact surface: Tin, Mounting: SMD/THT/THR, Two-in-one – Pin strips must always be made up of a left (L) and a right (R) segment. Please allow for the corresponding counterpart from the accessories to complete the THR pin strip.

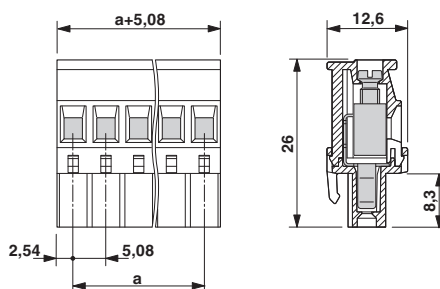
Printed-circuit board connector - CCVA 2,5/ 8-GR-5,08P26THRR56 - 1960217



Header, Nominal current: 12 A, Rated voltage (III/2): 320 V, Number of positions: 8, Pitch: 5.08 mm, Color: black, Contact surface: Tin, Mounting: SMD/THT/THR, Two-in-one – Pin strips must always be made up of a left (L) and a right (R) segment. Please allow for the corresponding counterpart from the accessories to complete the THR pin strip.

### Drawings

Dimensional drawing



## X-ON Electronics

Largest Supplier of Electrical and Electronic Components

*Click to view similar products for [Pluggable Terminal Blocks](#) category:*

*Click to view products by [Phoenix Contact](#) manufacturer:*

Other Similar products are found below :

[57.404.7553](#) [57.504.0053.7](#) [57.510.0053](#) [57.910.6153](#) [01.112.1453](#) [CTB932VE/6](#) [MC 1.5/ 6-ST-3.5 GY AU](#) [ET02015000J0G](#) [734-104](#) [734-304](#) [8-141-P](#) [860505](#) [860516](#) [860810](#) [861908](#) [8726](#) [GBPACX-12](#) [93.731.4953.0](#) [PV05-5,08-K](#) [PVP02-5,00](#) [PVP04-3,50](#) [PVS02-5,00](#) [1-1986160-3](#) [H-10](#) [EC350V-05P](#) [ECH350V-06P](#) [EK381V4L-04P](#) [ELFH09150](#) [ELFH16150](#) [ELFP03110](#) [ELFP10210](#) [ELFT06250](#) [ELFT07250](#) [ELVF09400](#) [ELVP03100](#) [ELXH071G0E](#) [ELXP041G0](#) [ELXT046G0](#) [1700101](#) [1700410](#) [1700425](#) [1703176](#) [1703243](#) [1703634](#) [1705229](#) [1710175](#) [1714537](#) [1719600](#) [1729386](#) [1734692](#)