



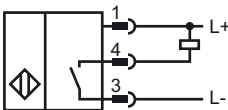
Model Number

NBB2-8GM40-E0-V1

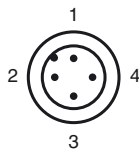
Features

- Basic series
- 2 mm embeddable
- Increased operating distance

Connection



Pinout



Wire colors in accordance with EN 60947-5-2

| | | |
|---|----|---------|
| 1 | BN | (brown) |
| 2 | WH | (white) |
| 3 | BU | (blue) |
| 4 | BK | (black) |

Accessories

V1-G

Field attachable female cordset

BF 8

Mounting flange, 8 mm

V1-W

Field attachable female cordset

V1-G-2M-PUR

Cable socket, M12, 4-pin, PUR cable

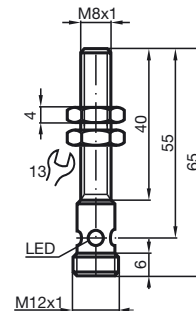
V1-W-2M-PUR

Cable socket, M12, 4-pin, PUR cable

EXG-08

Quick mounting bracket with dead stop

Dimensions



Technical Data

General specifications

| | | | |
|----------------------------|-------|---------------|----|
| Switching element function | | NPN | NO |
| Rated operating distance | s_n | 2 mm | |
| Installation | | embeddable | |
| Output polarity | | DC | |
| Assured operating distance | s_a | 0 ... 1.62 mm | |
| Reduction factor r_{Al} | | 0.45 | |
| Reduction factor r_{Cu} | | 0.35 | |
| Reduction factor r_{303} | | 0.75 | |

Nominal ratings

| | | |
|-----------------------------------|-------|-------------------------------|
| Operating voltage | U_B | 10 ... 30 V |
| Switching frequency | f | 0 ... 1500 Hz |
| Hysteresis | H | typ. 5% |
| Reverse polarity protected | | reverse polarity protected |
| Short-circuit protection | | pulsing |
| Voltage drop | U_d | ≤ 3 V |
| Operating current | I_L | 0 ... 100 mA |
| Off-state current | I_r | 0 ... 0.5 mA typ. 0.1 μ A |
| No-load supply current | I_0 | ≤ 15 mA |
| Indication of the switching state | | Multihole-LED, yellow |

Functional safety related parameters

| | |
|--------------------------|--------|
| MTTF _d | 2740 a |
| Mission Time (T_M) | 20 a |
| Diagnostic Coverage (DC) | 0 % |

Ambient conditions

| | |
|---------------------|--------------------------------|
| Ambient temperature | -25 ... 70 °C (-13 ... 158 °F) |
|---------------------|--------------------------------|

Mechanical specifications

| | |
|-------------------|---------------------------------|
| Connection type | Device connector M12 x 1, 4-pin |
| Housing material | brass, nickel-plated |
| Sensing face | LCP |
| Protection degree | IP67 |

Compliance with standards and directives

| | |
|---------------------|---|
| Standard conformity | |
| Standards | EN 60947-5-2:2007 IEC 60947-5-2:2007 |

Approvals and certificates

| | |
|--------------|--|
| UL approval | cULus Listed, General Purpose |
| CSA approval | cCSAus Listed, General Purpose |
| CCC approval | Products with a maximum operating voltage of ≤ 36 V do not bear a CCC marking because they do not require approval. |

X-ON Electronics

Largest Supplier of Electrical and Electronic Components

Click to view similar products for [Proximity Sensors](#) category:

Click to view products by [Pepperl & Fuchs](#) manufacturer:

Other Similar products are found below :

[01.001.5653.1](#) [70.340.1028.0](#) [70.360.2428.0](#) [70.364.4828.0](#) [70.810.1053.0](#) [72.360.1628.0](#) [73.363.6428.0](#) [980659-1](#) [QT-12](#)
[E2ECQC2D1M1GJT03M](#) [E2EX10D1NN](#) [E2E-X14MD1-G](#) [E2E-X2D1-G](#) [E2EX2ME2N](#) [E2E-X3D1-N 10M](#) [E2E-X4MD1-G](#)
[E2FMX1R5D12M](#) [E2K-F10MC1 5M](#) [EC3016PPASL-1](#) [EI1204TBOSL-6](#) [EI5515NPAP](#) [BSA-08-25-08](#) [IC08ANC15PO-K](#) [25.161.3253.0](#)
[25.332.0653.1](#) [25.352.0653.0](#) [25.352.0753.0](#) [25.523.3253.0](#) [922FS1.5C-A4P-Z774](#) [SC606ABV0S30](#) [SM552A100](#) [SM952A126100LE](#)
[SM956A132600](#) [A1220EUA-T](#) [F3S-A162-U](#) [CL18](#) [QT-08L](#) [34.110.0010.0](#) [TL-C2MF1-M3-E4](#) [IA08BLF15NOM5](#) [IA08BSF15NOM5](#)
[IA12ASF04DOM1](#) [IS2](#) [IS31SE5000-UTLS2-TR](#) [34.110.0021.0](#) [34.110.0022.0](#) [CA150-120VACDC](#) [VM18VA3000Q](#) [XS508BSCBL2](#)
[XS512BLNAM12](#)