



ELECTRONICS, INC.
 44 FARRAND STREET
 BLOOMFIELD, NJ 07003
 (973) 748-5089
<http://www.nteinc.com>



NTE5728 Powerblock Thyristor Module

Features:

- Electrically Isolated Base Plate
- Pressure Contact Technology with Increased Power Cycling Capability
- Space and Weight Savings

Applications:

- AC/DC Motor Drives
- Various Rectifiers
- DC Supply for PWM Inverter

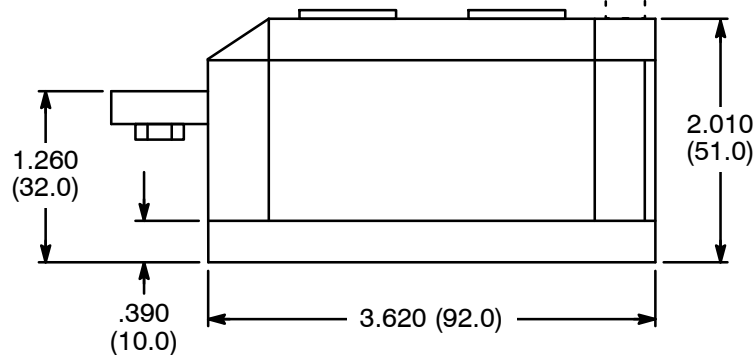
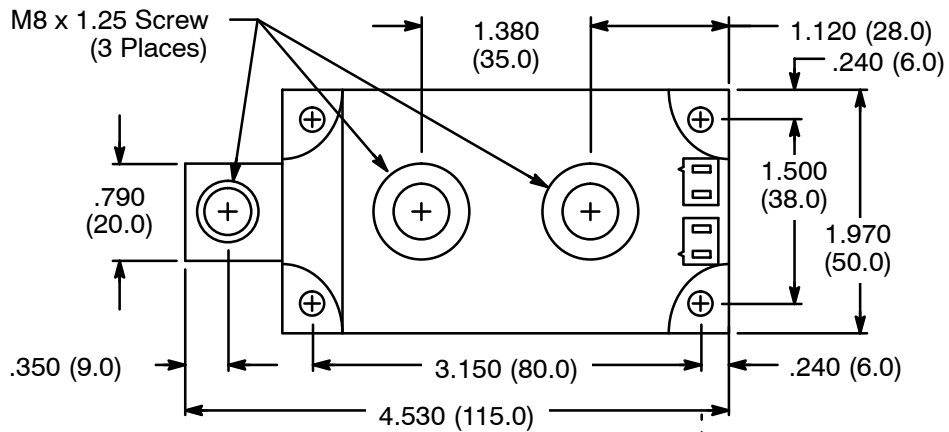
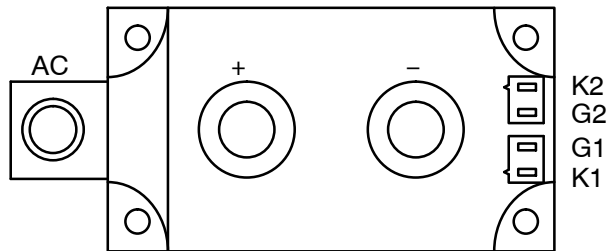
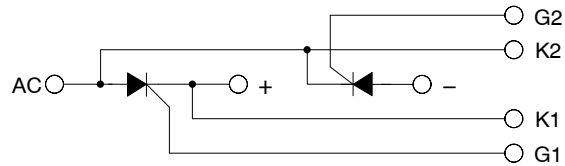
Ratings and Characteristics: ($T_J = +125^\circ\text{C}$ unless otherwise specified)

Maximum Mean On-State Current, $I_{T(AV)}$ ($T_C = +70^\circ\text{C}$, 180° , Half Sine Wave, 50Hz, Single Side Cooled)	250A
Maximum RMS On-State Current, $I_{T(RMS)}$	393A
Maximum Repetitive Peak Off-State Voltage ($V_{DSM} = 1800\text{V}$, $t_p = 10\text{ms}$), V_{DRM}	1600V
Maximum Repetitive Peak Reverse Voltage ($V_{RSM} = 1800\text{V}$, $t_p = 10\text{ms}$), V_{RRM}	1600V
Maximum Repetitive Peak Current, I_{DRM} , I_{RRM}	30mA
Maximum Surge On-State Current (10ms Half Sine Wave, $V_R = 960\text{V}$), I_{TSM}	8.5KA
Maximum I^2t for Fusing Coordination (10ms Half Sine Wave, $V_R = 960\text{V}$), I^2t	$360\text{A}^2\text{s} * 10^3$
Maximum Threshold Voltage, V_{TO}	0.9V
On-State Slope Resistance, r_T	0.93m Ω
Maximum Peak On-State Voltage ($I_{TM} = 750\text{A}$), $T_J = +25^\circ\text{C}$), V_{TM}	1.73V
Critical Rate of Rise of Off-State Voltage ($V_{DM} = 1072\text{V}$), dv/dt	800V/ μs
Critical Rate of Rise of On-State Current, di/dt ($I_{TM} = 500\text{A}$, Gate Source 1.5A, $t_r \leq 0.5\mu\text{s}$ Repetitive)	100A/ μs
RMS Isolation Voltage (50Hz, $t = 1\text{s}$ Min, $I_{ISO} = 1\text{mA}$ Max), V_{ISO}	3600V
Storage Temperature Range, T_{stg}	-40° to $+125^\circ\text{C}$
Thermal Resistance, Junction-to-Case (Single Side Cooled), R_{thJC}	0.12 $^\circ\text{C}/\text{W}$
Thermal Resistance, Case-to-Sink (Single Side Cooled), R_{thCS}	0.04 $^\circ\text{C}/\text{W}$
Typical Thermal Connection Torque, F_m	4.0N • m
Typical Mounting Torque, F_m	6.0N • m

Electrical Specifications:

Parameter	Symbol	Test Conditions	Min	Typ	Max	Unit
Gate Trigger Current	I_{GT}	$V_A = 12V, I_A = 1A, T_J = +25^\circ C$	30	-	180	mA
Gate Trigger Voltage	V_{GT}		1	-	3	V
Holding Current	I_H		20	-	150	mA
Non-Trigger Gate Voltage	V_{GD}	$V_{DM} = 1072V, T_J = +125^\circ C$	0.2	-	-	V

Circuit Diagram



X-ON Electronics

Largest Supplier of Electrical and Electronic Components

Click to view similar products for [SCR Modules](#) category:

Click to view products by [NTE manufacturer](#):

Other Similar products are found below :

[DT430N22KOF](#) [DT61N16KOF-K](#) [T1401N42TOH](#) [T1851N60TOH](#) [T390N14TOF](#) [T420N12TOF](#) [T470N16TOF](#) [T640N16TOF](#)
[T901N36TOF](#) [TD142N16KOF](#) [TD162N16KOF-A](#) [TD330N16AOF](#) [TZ310N20KOF](#) [TZ425N12KOF](#) [TZ500N12KOF](#) [T300N14TOF](#)
[T3710N06TOF](#) [VT](#) [T390N16TOF](#) [T420N16TOF](#) [T460N24TOF](#) [T501N70TOH](#) [T560N16TOF](#) [T590N16TOF](#) [T640N14TOF](#) [TD250N14KOF](#)
[TD570N16KOF](#) [TT600N16KOF](#) [TZ240N36KOF](#) [TT210N12KOF](#) [NTE5710](#) [TD180N16KOF](#) [TT240N28KOF](#) [TZ425N14KOF](#)
[T1081N60TOH](#) [TT61N08KOF](#) [TD251N18KOF](#) [TZ240N34KOF](#) [TT162N08KOF](#) [TD285N16KOF](#) [TT180N12KOF](#) [T2001N34TOF](#)
[TT122N22KOF](#) [TD140N22KOF](#) [MDMA200P1600SA](#) [TT180N16KOF](#) [VS-ST180C14C0L](#) [T1080N02TOF](#) [TD320N16SOF](#) [T360N22TOF](#)
[TZ810N22KOF](#)