



LED light bar OFBxx5630-05824LL - PRODUCT DATASHEET

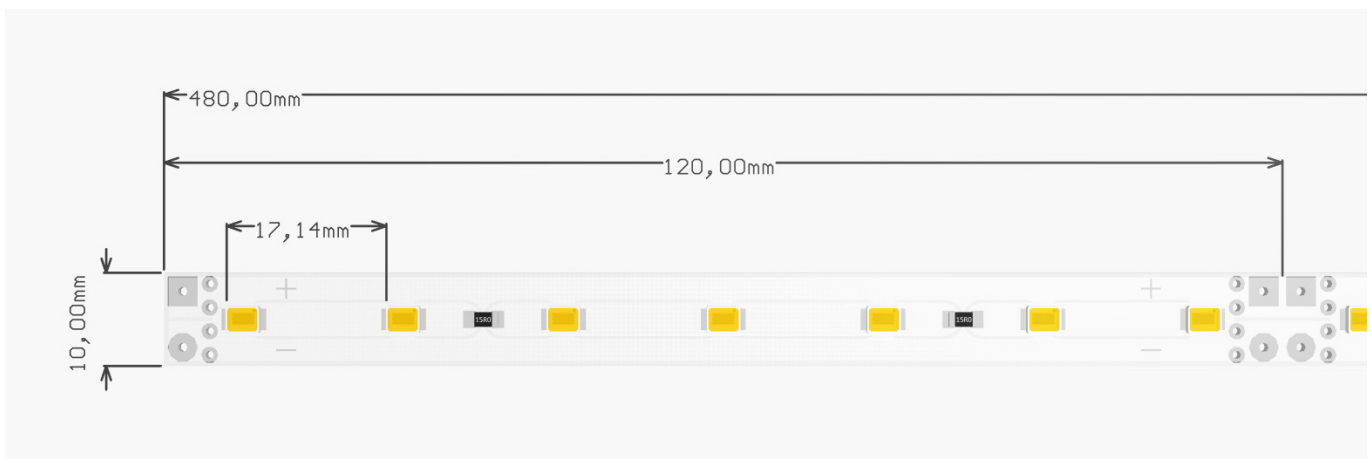
Powered by



Voltage:	24 V
Power:	22 W/m
Luminosity:	2570 - 2990 lm/m
Qty LED:	58 LED/m
Distance between LED:	17.1 mm
Can be cut into section:	12 cm

Basic information

- PL LINE PRODUCT- PROFESSIONAL LINE, HIGHEST QUALITY, LUMINOSITY AND DURABILITY
- PROFESSIONAL PCB MOUNTING, ONLY BRAND-NAME LED DIODES (OSRAM, CITIZEN, CREE ETC.)
- MODULES CAN BE SPLIT INTO 12 CM SECTIONS (7LED)
- MODULES CAN BE JOINED INTO LONGER STRINGS (MAXIMUM LENGHT OF LED SECTION WITH ONE POWER-SUPPLY POINT: 5M)



Technical parameters

Color	Cool white W 6500K	Cool white W 5000K	Neutral white NW	Warm white WW 3500K	Warm white WW 3000K	Warm white WW 2700K
Voltage:	24 V					
Power:	22 W/m					
Luminosity:	2990 lm/m	2990 lm/m	2960 lm/m	2860 lm/m	2860 lm/m	2570 lm/m
Qty LED:	58 LED/m					
Distance between LED:	17.1 mm					
Can be cut into section:	12 cm					
Power of single LED:	0.38 W					
A/m:	0.92 A/m					
Width:	10 mm					
Height :	3 mm					
Color temperature / Wavelength scope :	6500 K	5000 K	4000 K	3500 K	3000 K	2700 K
Beam angle:	120 °					
Color rendering index (Ra):	80 Ra	80 Ra	80 Ra	80 Ra	80 Ra	80 Ra
Minimum operating temperature:	-25 °C					
Maximum Operating temperature:	60 °C					
Minimum storage temperature:	-40 °C					
Maximum storage temperature:	80 °C					
IP degree:	20 IP					

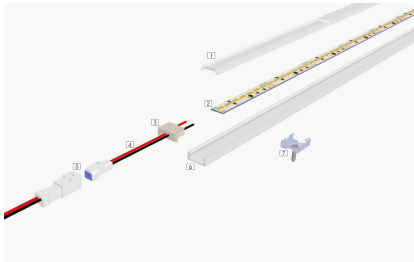
Using

- UTILITY, DECORATIVE LIGHTING
- CEILING, WALL, NICHE, SHELF, PASSAGEWAYS BACKLIGHTING
- ADVERTISING (SIGNBOARDS): SHOP, MUSEUM, TARDE FAIRS EXPOSITIONS ETC.
- KITCHEN WORKTOPS LIGHTING

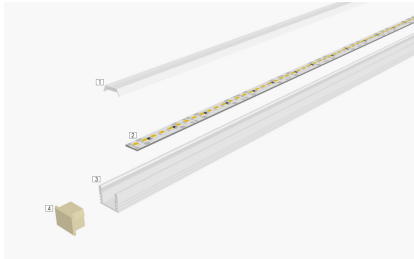
Connection diagram



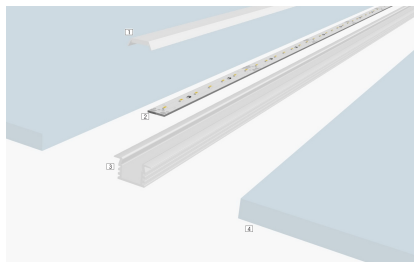
Typical application



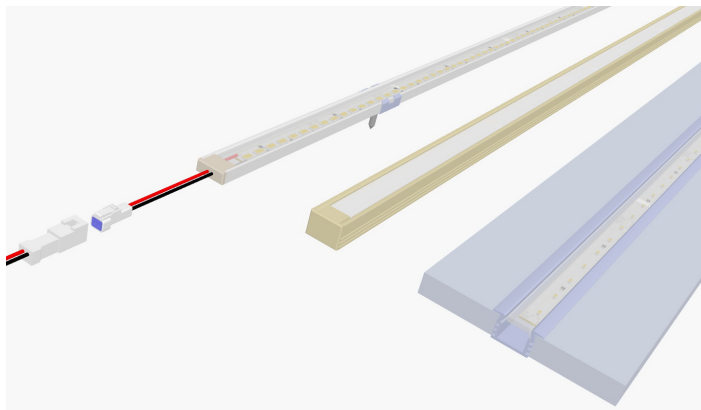
1. Transparent cover
2. LED bar
3. Profile end cap
4. Power supply wire
5. Power supply connectors
6. Anodised profile
7. Mounting bracket



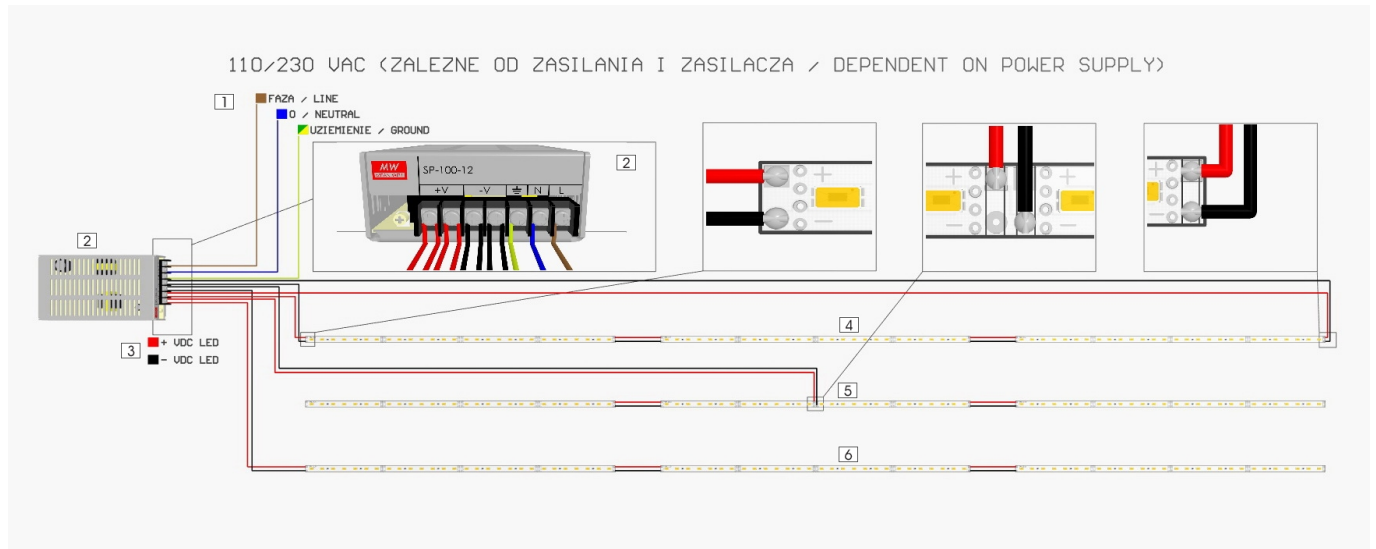
1. Frosted cover
2. LED bar
3. Anodised profile
4. Profile end cap



1. Frosted cover
2. LED bar
3. Built-up profile
4. Drywall (plaster-, furniture-board etc.)



Installation



1. POWER SUPPLY - INPUT 110/230 VAC (DEPENDING ON POWER SUPPLY AND ELECTRIC SUPPLY)

- BROWN WIRE - L LINE

- BLUE WIRE - 0 NEUTRAL N

- GREEN-YELLOW WIRE - GROUND, PROTECTIVE EARTH

2. CONSTANT-VOLTAGE POWER SUPPLY

3. POWER SUPPLY - LED OUTPUT

- RED WIRE - V+ LED (PLUS)

- BLACK WIRE - V- LED (MINUS)

4, 5, 6. WAYS OF CONNECTING LED BARS TO POWER SUPPLY:

- **4 - TWO-SIDED POWER SUPPLY** - MAXIMUM CURRENT IS DEPENDENT ON DESIGN OF BAR AND THICKNESS OF BAR'S PATHS, **AVERAGE ABOUT 5A** (PLEASE REMEMBER ABOUT PROPER WIRE GAUGE)

- **5 - MIDDLE-POINT POWER SUPPLY** - MAXIMUM CURRENT IS DEPENDENT ON DESIGN OF BAR AND THICKNESS OF BAR'S PATHS, **AVERAGE ABOUT 5A** (PLEASE REMEMBER ABOUT PROPER WIRE GAUGE)

- **5 - ONE-SIDED POWER SUPPLY** - MAXIMUM CURRENT IS DEPENDENT ON DESIGN OF BAR AND THICKNESS OF BAR'S PATHS, **AVERAGE ABOUT 3A** (PLEASE REMEMBER ABOUT PROPER WIRE GAUGE)

EXAMPLE FROM PICTURE ABOVE:

MAXIMUM CURRENT WHEN POWERING THREE STRIPS OF LED BAR 4,5,6 = 5A + 5A + 3A = 13A,

AND THIS GIVES US A POWER OF:

$P_{12V} = (5A + 5A + 3A) \times 12V = 60W + 60W + 36W = 156W$ WHILE 12 V DC

$P_{24V} = (5A + 5A + 3A) \times 24V = 120W + 120W + 72W = 312W$ WHILE 24 V DC

X-ON Electronics

Largest Supplier of Electrical and Electronic Components

Click to view similar products for [LED Lighting Bars and Strips category](#):

Click to view products by [Optoflash manufacturer](#):

Other Similar products are found below :

[ZLF0310W62524](#) [LF1D-F2F-2W-300](#) [HH-SNW320F210W12-COB IP65](#) [HH-SNW320F210W24-COB IP65](#) [HH-SNW528F210W12-COB IP65](#) [HH-SNW528F010W12-COB IP20](#) [HH-SNW528F210W24-COB IP65](#) [HH-SNW528F010W24-COB IP20](#) [HH-SCW320F210W12-COB IP65](#) [HH-SCW320F010W12-COB IP20](#) [HH-SCW528F210W12-COB IP65](#) [HH-SR528F010W12-COB IP20](#) [HH-SR528F010W24-COB IP20](#) [PUUA-100LLL-NK2P](#) [HC-F12V-3535 PCBA](#) [HC-F12V-F50-3L-WS2811](#) [HC-F12V-WS2811-3535](#) [HC-F24V-6L-36LED-W-WS2821/IP20](#) [HC-F5V-144L-144LED-B-WS2813 IP20](#) [HC-F5V-144L-144LED-B-WS2813 IP65](#) [HC-F5V-144L-144LED-W/IP65](#) [HC-F5V-144L-144LED-W-WS2813 IP20](#) [HC-F5V-30L-30LED-B-WS2813 IP20](#) [HC-F5V-30L-30LED-W-WS2813 IP20](#) [HC-F5V-60L-60LED-B-WS2813 IP20](#) [HC-F5V-60L-60LED-W-WS2813 IP65](#) [HC-T12V-10L-30LED-W/IP20](#) [HC-T12V-16L-48LED-W/IP20](#) [HC-T12V-16L-48LED-W/IP65](#) [HC-T12V-20L-60LED-W/IP65](#) [LFBHL-SW860-24V-12D83-20](#) [LFBLL-SW860-24V-5S200-20-IC](#) [LFBML-MW827860-24V-12D83-20](#) [LFBML-SW827-24V-6S167-20](#) [LM-SAG1-W2](#) [LMV-MINI-W2](#) [LS-2835W120RN](#) [LS-2835W120RN1](#) [LS-2835W60RN2](#) [LS-2835WW120R-1](#) [LS-2835WW60RN](#) [LS-2835WW60RN3](#) [LS-3014WW60RN](#) [LS-3014WW60RN3](#) [LS-3528W60RN-1](#) [LS-3528W60RN-2](#) [LS-5050F60R-2](#) [LS-5050F60RN-1](#) [LS-5050F60RN-3](#) [LS-5050W30RN](#)