

Printed-circuit board connector - PC 4/ 3-STF-7,62 - 1828252

Please be informed that the data shown in this PDF Document is generated from our Online Catalog. Please find the complete data in the user's documentation. Our General Terms of Use for Downloads are valid (<http://phoenixcontact.com/download>)

Plug component, Nominal current: 20 A, Rated voltage (III/2): 630 V, Number of positions: 3, Pitch: 7.62 mm, Connection method: Screw connection, Color: green, Contact surface: Tin




The figure shows a 5-pos. version of the product

Why buy this product

- Plugs can be keyed using CP-PC RD coding profiles
- High-capacity plugs with a current carrying capacity of 20 A
- Vibration-resistant connection by means of screw flange (PC 4/...-STF-7,62)
- Integrated double steel spring as extra safety against contact corrosion
- Screw connection up to 4 mm², stranded



Key Commercial Data

Packing unit	50 pc
GTIN	 4 017918 050481
Weight per Piece (excluding packing)	15.46 g
Custom tariff number	85366990
Country of origin	Germany

Technical data

Dimensions

Width	38.08 mm
Pitch	7.62 mm
Dimension a	15.24 mm

General

Range of articles	PC 4/..-STF
Insulating material group	I
Rated surge voltage (III/3)	6 kV
Rated surge voltage (III/2)	6 kV
Rated surge voltage (II/2)	6 kV

Printed-circuit board connector - PC 4/ 3-STF-7,62 - 1828252

Technical data

General

Rated voltage (III/3)	400 V
Rated voltage (III/2)	630 V
Rated voltage (II/2)	1000 V
Connection in acc. with standard	EN-VDE
Nominal current I_N	20 A
Nominal cross section	4 mm ²
Maximum load current	20 A
Insulating material	PA
Flammability rating according to UL 94	V0
Internal cylindrical gage	A4
Stripping length	7 mm
Number of positions	3
Screw thread	M3
Tightening torque, min	0.5 Nm
Tightening torque max	0.6 Nm

Connection data

Conductor cross section solid min.	0.2 mm ²
Conductor cross section solid max.	4 mm ²
Conductor cross section flexible min.	0.2 mm ²
Conductor cross section flexible max.	4 mm ²
Conductor cross section flexible, with ferrule without plastic sleeve min.	0.25 mm ²
Conductor cross section flexible, with ferrule without plastic sleeve max.	4 mm ²
Conductor cross section flexible, with ferrule with plastic sleeve min.	0.25 mm ²
Conductor cross section flexible, with ferrule with plastic sleeve max.	4 mm ²
Conductor cross section AWG min.	24
Conductor cross section AWG max.	10
2 conductors with same cross section, solid min.	0.2 mm ²
2 conductors with same cross section, solid max.	2.5 mm ²
2 conductors with same cross section, stranded min.	0.2 mm ²
2 conductors with same cross section, stranded max.	1.5 mm ²
2 conductors with same cross section, stranded, ferrules without plastic sleeve, min.	0.25 mm ²
2 conductors with same cross section, stranded, ferrules without plastic sleeve, max.	1.5 mm ²
2 conductors with same cross section, stranded, TWIN ferrules with plastic sleeve, min.	0.5 mm ²
2 conductors with same cross section, stranded, TWIN ferrules with plastic sleeve, max.	2.5 mm ²
Minimum AWG according to UL/CUL	30
Maximum AWG according to UL/CUL	10

Standards and Regulations

Printed-circuit board connector - PC 4/ 3-STF-7,62 - 1828252

Technical data

Standards and Regulations

Connection in acc. with standard	EN-VDE
	CSA
Flammability rating according to UL 94	V0

Classifications

eCl@ss

eCl@ss 4.0	272607xx
eCl@ss 4.1	27260701
eCl@ss 5.0	27260701
eCl@ss 5.1	27260701
eCl@ss 6.0	27260704
eCl@ss 7.0	27440402
eCl@ss 8.0	27440309

ETIM

ETIM 3.0	EC001121
ETIM 4.0	EC002638
ETIM 5.0	EC002638

UNSPSC

UNSPSC 6.01	30211810
UNSPSC 7.0901	39121409
UNSPSC 11	39121409
UNSPSC 12.01	39121409
UNSPSC 13.2	39121409

Approvals

Approvals

Approvals

CSA / UL Recognized / cUL Recognized / LR / GL / DNV / BV / EAC / cULus Recognized

Ex Approvals

Approvals submitted

Approval details

Printed-circuit board connector - PC 4/ 3-STF-7,62 - 1828252

Approvals

CSA		
	B	C
mm ² /AWG/kcmil	28-10	28-10
Nominal current I _N	20 A	20 A
Nominal voltage U _N	300 V	300 V

UL Recognized			
	B	C	D
mm ² /AWG/kcmil	30-10	30-10	30-10
Nominal current I _N	20 A	20 A	5 A
Nominal voltage U _N	300 V	300 V	600 V

cUL Recognized			
	B	C	D
mm ² /AWG/kcmil	30-10	30-10	30-10
Nominal current I _N	20 A	20 A	5 A
Nominal voltage U _N	300 V	300 V	600 V

LR

GL

DNV

BV

EAC

cULus Recognized

Accessories

Accessories

Coding element

Printed-circuit board connector - PC 4/ 3-STF-7,62 - 1828252

Accessories

Coding profile - CP-PC RD - 1701967



Coding profile, for plugging into the coding ribs of the plug at a later date, insulating material, color: Red

Labeled terminal marker

Marker card - SK 7,62/3,8:FORTL.ZAHLEN - 0804549



Marker card, Card, white, labeled, Horizontal: Consecutive numbers 1 - 10, 11 - 20, etc. up to 91 - 100, Mounting type: Adhesive, for terminal block width: 7.62 mm, Lettering field: 7.62 x 3.8 mm

Screwdriver tools

Screwdriver - SZS 0,6X3,5 - 1205053



Actuation tool, for ST terminal blocks, insulated, also suitable for use as a bladed screwdriver, size: 0.6 x 3.5 x 100 mm, 2-component grip, with non-slip grip

Additional products

Feed-through terminal block - UPCV3K 4-G-7,62 - 1838381



Feed-through terminal block, Connection method: Screw/plug-in connection, Number of positions: 1, Cross section: 0.2 mm² - 4 mm², AWG: 24 - 12, Width: 7.62 mm, Color: gray, Mounting type: NS 35/7,5, NS 35/15, NS 32

Plug-in block - PCVK 4-7,62 - 1849998



Plug component, Nominal current: 20 A, Rated voltage (III/2): 630 V, Number of positions: 1, Pitch: 7.62 mm, Connection method: Screw connection, Color: green, Contact surface: Tin

Printed-circuit board connector - PC 4/ 3-STF-7,62 - 1828252

Accessories

Plug - PCVK 4-7,62-PE - 1876246



Plug component, Nominal current: 20 A, Rated voltage (III/2): 630 V, Number of positions: 1, Pitch: 7.62 mm, Connection method: Screw connection, Color: green-yellow

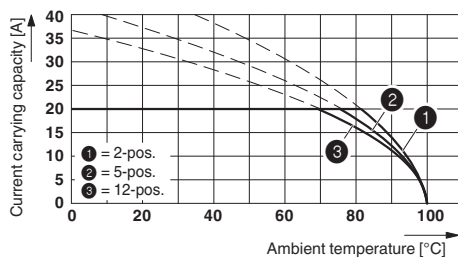
Base strip - DFK-PC 4/ 3-GF-7,62 - 1840560



Plug component, Nominal current: 20 A, Rated voltage (III/2): 630 V, Number of positions: 3, Pitch: 7.62 mm, Connection method: Screw connection, Color: green, Contact surface: Tin, Mounting: Direct mounting

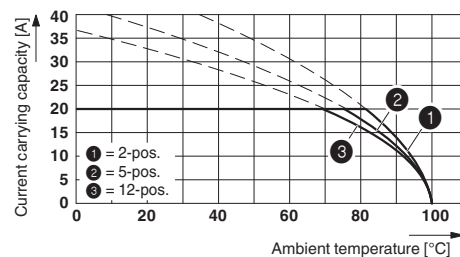
Drawings

Diagram



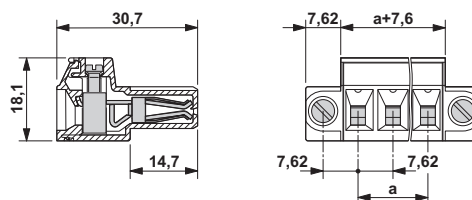
Derating curve for: PC 4/...-ST-7,62 with PC 4/...-G-7,62

Diagram



Derating curve for: PC 4/...-ST-7,62 with PCV 4/...-G-7,62

Dimensional drawing



X-ON Electronics

Largest Supplier of Electrical and Electronic Components

Click to view similar products for [Pluggable Terminal Blocks](#) category:

Click to view products by [Phoenix Contact](#) manufacturer:

Other Similar products are found below :

[57.404.7553](#) [57.504.0053.7](#) [57.510.0053](#) [57.910.6153](#) [01.112.1453](#) [CTB932VE/6](#) [MC 1.5/ 6-ST-3.5 GY AU](#) [ET02015000J0G](#) [734-104](#) [734-304](#) [8-141-P](#) [860505](#) [860516](#) [860810](#) [861908](#) [8726](#) [GBPACX-12](#) [93.731.4953.0](#) [PV05-5,08-K](#) [PVP02-5,00](#) [PVP04-3,50](#) [PVS02-5,00](#) [1-1986160-3](#) [H-10](#) [EC350V-05P](#) [ECH350V-06P](#) [EK381V4L-04P](#) [ELFH09150](#) [ELFH16150](#) [ELFP03110](#) [ELFP10210](#) [ELFT06250](#) [ELFT07250](#) [ELVF09400](#) [ELVP03100](#) [ELXH071G0E](#) [ELXP041G0](#) [ELXT046G0](#) [1700101](#) [1700410](#) [1700425](#) [1703176](#) [1703243](#) [1703634](#) [1705229](#) [1710175](#) [1714537](#) [1719600](#) [1729386](#) [1734692](#)