



Main

Range of product	Zelio Control
Product or component type	Modular measurement and control relays
Relay type	Level control relay
Relay name	RM35L
Relay monitored parameters	Detection by discrete sensors
Time delay	Adjustable 0.1...5 s, +/- 10 %
Switching capacity in VA	1250 VA
Minimum switching current	10 mA at 5 V DC
Maximum switching current	5 A AC/DC
Power consumption	<= 5 VA AC
Utilisation category	DC-13 conforming to IEC 60947-5-1 DC-12 conforming to IEC 60947-5-1 AC-15 conforming to IEC 60947-5-1 AC-14 conforming to IEC 60947-5-1 AC-13 conforming to IEC 60947-5-1 AC-12 conforming to IEC 60947-5-1

Complementary

Reset time	1000 ms 4000 ms
Maximum switching voltage	250 V AC/DC
[Un] rated nominal voltage	24...240 V AC/DC
Supply voltage limits	20.4...264 V AC/DC
Operating voltage tolerance	- 15 % + 10 % Un
Power consumption	<= 1.5 W DC
Width	35 mm
Output contacts	1 C/O
Nominal output current	5 A
Delay at power up	0.5 s
Measurement accuracy	+/- 10 % of the full scale value +/- 20 % for the HS range
Repeat accuracy	+/- 2 % for time delay
Measurement error	0.5 %/°C with temperature variation
Sensitivity adjustment	5...100 %
Supply voltage of sensors	<= 12 V
Supply current for sensors	<= 40 mA
Cable length	100 m between probe and delay
Cable capacitance	<= 10 nF probe cable
Marking	CE : 73/23/EEC CE : EMC 89/336/EEC
Overvoltage category	III conforming to IEC 60664-1
Insulation resistance	> 500 MOhm at 500 V DC conforming to IEC 60664-1 > 500 MOhm at 500 V DC conforming to IEC 60255-5
[Ui] rated insulation voltage	250 V conforming to IEC 60664-1
Supply frequency	50/60 Hz +/- 10 %
Insulation	Between supply and measurement

The information provided in this documentation contains general descriptions and/or technical characteristics of the performance of the products contained herein. This documentation is not intended as a substitute for and is not to be used for determining suitability or reliability of these products for specific user applications. It is the duty of any such user or integrator to perform the appropriate and complete risk analysis, evaluation and testing of the products with respect to the relevant specific application or use thereof. Neither Schneider Electric Industries SAS nor any of its affiliates or subsidiaries shall be responsible or liable for misuse of the information contained herein.

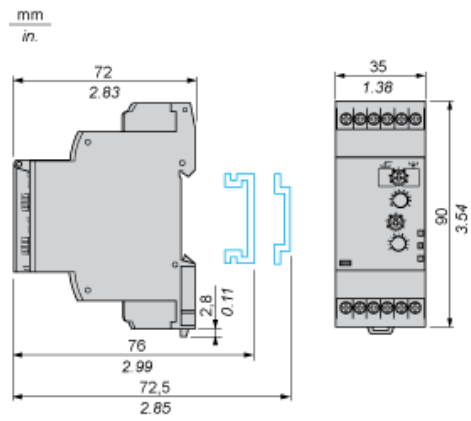
Operating position	Any position without derating
Connections - terminals	Screw terminals 1 x 0.2...1 x 2.5 mm ² - AWG 24...AWG 12, flexible cable with cable end Screw terminals 2 x 0.2...2 x 1.5 mm ² - AWG 24...AWG 16, flexible cable with cable end Screw terminals 2 x 0.5...2 x 2.5 mm ² - AWG 20...AWG 14, solid cable without cable end Screw terminals 1 x 0.5...1 x 4 mm ² - AWG 20...AWG 11, solid cable without cable end
Tightening torque	0.6...1 N.m conforming to IEC 60947-1
Housing material	Self-extinguishing plastic
Status LED	1 LED yellow for timing ON 1 LED yellow for relay ON 1 LED green for power ON
Mounting support	35 mm symmetrical DIN rail conforming to EN/IEC 60715
Electrical durability	100000 cycles
Mechanical durability	30000000 cycles
Operating rate	<= 360 operations/hour under full load

Environment

Immunity to microbreaks	90 ms AC 100 ms DC
Electromagnetic compatibility	Immunity for industrial environments conforming to NF EN/IEC 61000-6-2 Emission standard for residential, commercial and light-industrial environments conforming to EN/IEC 61000-6-3 Emission standard for industrial environments conforming to EN/IEC 61000-6-4
Standards	EN/IEC 60255-6
Product certifications	CSA C-Tick GL GOST UL
Ambient air temperature for storage	-40...70 °C
Ambient air temperature for operation	-20...50 °C
Relative humidity	95 % at 55 °C conforming to IEC 60068-2-30
Vibration resistance	1 gn (f = 57.6...150 Hz) conforming to IEC 60068-2-6/IEC 60255-21-1 0.35 mm (f = 5...57.6 Hz) conforming to IEC 60068-2-6/IEC 60255-21-1
Shock resistance	15 gn for 11 ms conforming to IEC 60255-21-1
IP degree of protection	IP30 (casing) conforming to IEC 60529 IP20 (terminals) conforming to IEC 60529
Pollution degree	3 conforming to IEC 60664-1
Dielectric test voltage	2 kV AC 50 Hz, 1 min conforming to IEC 60664-1 2 kV AC 50 Hz, 1 min conforming to IEC 60255-5
Non-dissipating shock wave	4 kV conforming to IEC 61000-4-5 4 kV conforming to IEC 60664-1 4 kV conforming to IEC 60255-5

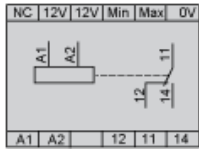
Level Control Relays

Dimensions and Mounting



Level Control Relays

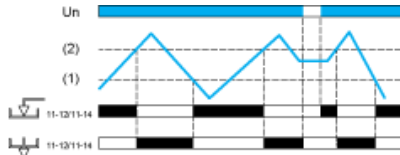
Wiring Diagram



Function Diagrams

Control of Two Levels

Fill/Empty function




Un Nominal supply voltage
 (1) Min. level
 (2) Max. level
 11-12/11-14, relays connections (refer to Connections and Schema)
 21-22/21-24

Relay status: black color = energized.

Control of One Level

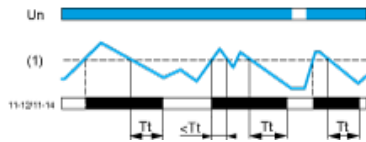
Empty function T on



Tt Time delay after crossing of threshold (adjustable on front panel)
 Un Supply voltage
 (1) Level threshold
 11-12/11-14, relays connections (refer to Connections and Schema)
 21-22/21-24

Relay status: black color = energized.


Empty function T off



Tt Time delay after crossing of threshold (adjustable on front panel)
 Un Supply voltage
 (1) Level threshold
 11-12/11-14, relays connections (refer to Connections and Schema)
 21-22/21-24

Relay status: black color = energized.

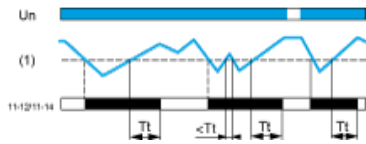
Fill function T on



Tt Time delay after crossing of threshold (adjustable on front panel)
 Un Supply voltage
 (1) Level threshold
 11-12/11-14, relays connections (refer to Connections and Schema)
 21-22/21-24

Relay status: black color = energized.

Fill function T off



T_t Time delay after crossing of threshold (adjustable on front panel)

U_n Supply voltage

(1) Level threshold

11-12/11-14, 21-22/21-24, relays connections (refer to Connections and Schema)

21-22/21-24

Relay status: black color = energized.

X-ON Electronics

Largest Supplier of Electrical and Electronic Components

Click to view similar products for [General Purpose Relays](#) category:

Click to view products by [Schneider](#) manufacturer:

Other Similar products are found below :

[APF30318](#) [JVN1AF-4.5V-F](#) [PCN-105D3MHZ](#) [5JO-10000S-SIL](#) [5JO-1000CD-SIL](#) [5JO-400CD-SIL](#) [LY2S-AC220/240](#) [LYQ20DC12](#)
[6031007G](#) [6131406HQ](#) [6-1393099-3](#) [6-1393099-8](#) [6-1393122-4](#) [6-1393123-2](#) [6-1393767-1](#) [6-1393843-7](#) [6-1415012-1](#) [6-1419102-2](#) [6-](#)
[1423698-4](#) [6-1608051-6](#) [6-1608067-0](#) [6-1616170-6](#) [6-1616248-2](#) [6-1616282-3](#) [6-1616348-2](#) [6-1616350-1](#) [6-1616350-8](#) [6-1616358-7](#) [6-](#)
[1616359-9](#) [6-1616360-9](#) [6-1616931-6](#) [6-1617039-1](#) [6-1617052-1](#) [6-1617090-2](#) [6-1617090-5](#) [6-1617347-5](#) [6-1617353-3](#) [6-1617801-8](#) [6-](#)
[1617802-2](#) [6-1618107-9](#) [6-1618248-4](#) [M83536/1-027M](#) [CX-4014](#) [MAHC-5494](#) [MAVCD-5419-6](#) [703XCX-120A](#) [7-1393100-5](#) [7-1393111-7](#)
[7-1393144-5](#) [7-1393767-8](#)