


Bolt connection terminal block - RTO 8 - 3049343

Please be informed that the data shown in this PDF Document is generated from our Online Catalog. Please find the complete data in the user's documentation. Our General Terms of Use for Downloads are valid (<http://phoenixcontact.com/download>)




Bolt connection terminal block, Connection type: Bolt connection, Cross section: 2.5 mm² - 35 mm², AWG: 14 - 2, Nominal current: 125 A, Nominal voltage: 1000 V, Length: 84 mm, Width: 20.2 mm, Color: gray, Assembly: NS 35/7,5, NS 35/15

Why buy this product

- Four bridge shafts per terminal block
- Terminal point always freely accessible



Key Commercial Data

Packing unit	25 pc
Minimum order quantity	25 pc
GTIN	 4 046356 140058
Weight per Piece (excluding packing)	81.24 g
Custom tariff number	85369010
Country of origin	Germany

Technical data

General

Note	Note: the BE-RT... path extension is to be used for non-insulated cable lugs (see accessories).
Number of levels	1
Number of connections	2
Nominal cross section	35 mm ²
Color	gray
Insulating material	PA
Flammability rating according to UL 94	V0
Rated surge voltage	8 kV
Degree of pollution	3
Overvoltage category	III

Bolt connection terminal block - RTO 8 - 3049343

Technical data

General

Insulating material group	I
Connection in acc. with standard	IEC 60947-7-1
Maximum load current	125 A (with 35 mm ² conductor cross section)
Nominal current I _N	125 A
Nominal voltage U _N	1000 V
Open side panel	ja
Number of positions	1
Result of surge voltage test	Test passed
Surge voltage test setpoint	9.8 kV
Result of power-frequency withstand voltage test	Test passed
Power frequency withstand voltage setpoint	2.2 kV
Result of the test for mechanical stability of terminal points (5 x conductor connection)	Test passed
Result of tight fit on support	Test passed
Tight fit on carrier	NS 35
Setpoint	10 N
Result of voltage-drop test	Test passed
Requirements, voltage drop	≤ 3.2 mV
Result of temperature-rise test	Test passed
Short circuit stability result	Test passed
Conductor cross section short circuit testing	35 mm ²
Short-time current	4.2 kA
Result of thermal test	Test passed
Proof of thermal characteristics (needle flame) effective duration	30 s
Oscillation, broadband noise test result	Test passed
Test specification, oscillation, broadband noise	DIN EN 50155 (VDE 0115-200):2008-03
Test spectrum	Service life test category 1, class B, body mounted
Test frequency	f ₁ = 5 Hz to f ₂ = 150 Hz
ASD level	0.02 g ² /Hz
Acceleration	0.8g
Test duration per axis	5 h
Test directions	X-, Y- and Z-axis
Shock test result	Test passed
Test specification, shock test	DIN EN 50155 (VDE 0115-200):2008-03
Shock form	Half-sine
Acceleration	5 g
Shock duration	30 ms
Number of shocks per direction	3
Test directions	X-, Y- and Z-axis (pos. and neg.)
Relative insulation material temperature index (Elec., UL 746 B)	130 °C

Bolt connection terminal block - RTO 8 - 3049343

Technical data

General

Temperature index of insulation material (DIN EN 60216-1 (VDE 0304-21))	120 °C
---	--------

Dimensions

Width	20.2 mm
End cover width	2.2 mm
Length	84 mm
Height NS 35/7,5	62.2 mm
Height NS 35/15	69.7 mm

Connection data

Note	Connection bolts
Connection method	Bolt connection
Connection in acc. with standard	IEC 60947-7-1
Conductor cross section solid min.	2.5 mm ²
Conductor cross section solid max.	35 mm ²
Conductor cross section AWG min.	14
Conductor cross section AWG max.	2
Conductor cross section flexible min.	2.5 mm ²
Conductor cross section flexible max.	35 mm ²
Min. AWG conductor cross section, flexible	14
Max. AWG conductor cross section, flexible	2
Cable lug connection according to standard	DIN 46 234
Min. cross section for cable lug connection	2.5 mm ²
Max. cross section for cable lug connection	35 mm ²
Hole diameter	8.4 mm
Width	16 mm
Bolt diameter	8 mm
Cable lug connection according to standard	DIN 46237
Min. cross section for cable lug connection	2.5 mm ²
Max. cross section for cable lug connection	6 mm ²
Hole diameter	8.4 mm
Width	14 mm
Bolt diameter	8 mm
Screw thread	M8
Tightening torque, min	6 Nm
Tightening torque max	10 Nm

Standards and Regulations

Connection in acc. with standard	CUL
	IEC 60947-7-1
	DIN 46 234
	DIN 46237

Bolt connection terminal block - RTO 8 - 3049343

Technical data

Standards and Regulations

Flammability rating according to UL 94	V0
--	----

Classifications

eCl@ss

eCl@ss 4.0	27141120
eCl@ss 4.1	27141120
eCl@ss 5.0	27141120
eCl@ss 5.1	27141120
eCl@ss 6.0	27141120
eCl@ss 7.0	27141120
eCl@ss 8.0	27141120
eCl@ss 9.0	27141120

ETIM

ETIM 2.0	EC000897
ETIM 3.0	EC000897
ETIM 4.0	EC000897
ETIM 5.0	EC000897

UNSPSC

UNSPSC 6.01	30211811
UNSPSC 7.0901	39121410
UNSPSC 11	39121410
UNSPSC 12.01	39121410
UNSPSC 13.2	39121410

Approvals

Approvals

Approvals

UL Recognized / VDE Zeichengenehmigung / cUL Recognized / ABS / VDE Zeichengenehmigung / IECEx CB Scheme / EAC / EAC / cULus Recognized

Ex Approvals

ATEX / IECEx / EAC Ex

Approvals submitted

Bolt connection terminal block - RTO 8 - 3049343

Approvals

Approval details

UL Recognized

	B	C
Nominal current I _N	115 A	115 A
Nominal voltage U _N	600 V	600 V

VDE Zeichengenehmigung

mm ² /AWG/kcmil	2.5-35	
Nominal current I _N	125 A	
Nominal voltage U _N	1000 V	

cUL Recognized

	B	C
Nominal current I _N	115 A	115 A
Nominal voltage U _N	600 V	600 V

ABS

VDE Zeichengenehmigung

mm ² /AWG/kcmil	2.5-35	
Nominal current I _N	125 A	
Nominal voltage U _N	1000 V	


IECEE CB Scheme

EAC

EAC

Bolt connection terminal block - RTO 8 - 3049343

Approvals

cULus Recognized 

Accessories

Accessories

DIN rail

DIN rail perforated - NS 35/ 7,5 PERF 2000MM - 0801733



DIN rail, material: steel galvanized and passivated with a thick layer, perforated, height 7.5 mm, width 35 mm, length: 2000 mm

DIN rail, unperforated - NS 35/ 7,5 UNPERF 2000MM - 0801681



DIN rail, material: Steel, unperforated, height 7.5 mm, width 35 mm, length: 2 m

DIN rail perforated - NS 35/ 7,5 WH PERF 2000MM - 1204119



DIN rail 35 mm (NS 35)

DIN rail - NS 35/ 7,5 WH UNPERF 2000MM - 1204122



DIN rail 35 mm (NS 35)

Bolt connection terminal block - RTO 8 - 3049343

Accessories

DIN rail, unperforated - NS 35/ 7,5 AL UNPERF 2000MM - 0801704



DIN rail, unperforated, Width: 35 mm, Height: 7.5 mm, Length: 2000 mm, Color: silver

DIN rail perforated - NS 35/ 7,5 ZN PERF 2000MM - 1206421



DIN rail, material: Galvanized, perforated, height 7.5 mm, width 35 mm, length: 2 m

DIN rail, unperforated - NS 35/ 7,5 ZN UNPERF 2000MM - 1206434



DIN rail, material: Galvanized, unperforated, height 7.5 mm, width 35 mm, length: 2 m

DIN rail, unperforated - NS 35/ 7,5 CU UNPERF 2000MM - 0801762



DIN rail, material: Copper, unperforated, height 7.5 mm, width 35 mm, length: 2 m

End cap - NS 35/ 7,5 CAP - 1206560



DIN rail end piece, for DIN rail NS 35/7.5

Bolt connection terminal block - RTO 8 - 3049343

Accessories

DIN rail perforated - NS 35/15 PERF 2000MM - 1201730



DIN rail, material: steel galvanized and passivated with a thick layer, perforated, height 15 mm, width 35 mm, length: 2000 mm

DIN rail, unperforated - NS 35/15 UNPERF 2000MM - 1201714



DIN rail, material: Steel, unperforated, height 15 mm, width 35 mm, length: 2 m

DIN rail perforated - NS 35/15 WH PERF 2000MM - 0806602



DIN rail 35 mm (NS 35)

DIN rail - NS 35/15 WH UNPERF 2000MM - 1204135



DIN rail 35 mm (NS 35)

DIN rail, unperforated - NS 35/15 AL UNPERF 2000MM - 1201756



DIN rail, deep drawn, high profile, unperforated, 1.5 mm thick, material: aluminum, height 15 mm, width 35 mm, length 2000 mm

Bolt connection terminal block - RTO 8 - 3049343

Accessories

DIN rail perforated - NS 35/15 ZN PERF 2000MM - 1206599



DIN rail, material: Galvanized, perforated, height 15 mm, width 35 mm, length: 2 m

DIN rail, unperforated - NS 35/15 ZN UNPERF 2000MM - 1206586



DIN rail, material: Galvanized, unperforated, height 15 mm, width 35 mm, length: 2 m

DIN rail, unperforated - NS 35/15 CU UNPERF 2000MM - 1201895



DIN rail, material: Copper, unperforated, 1.5 mm thick, height 15 mm, width 35 mm, length: 2 m

End cap - NS 35/15 CAP - 1206573



DIN rail end piece, for DIN rail NS 35/15

DIN rail, unperforated - NS 35/15-2,3 UNPERF 2000MM - 1201798



DIN rail, material: Steel, unperforated, 2.3 mm thick, height 15 mm, width 35 mm, length: 2 m

End block

Bolt connection terminal block - RTO 8 - 3049343

Accessories

End clamp - CLIPFIX 35 - 3022218



Quick mounting end clamp for NS 35/7,5 DIN rail or NS 35/15 DIN rail, with marking option, width: 9.5 mm, color: gray

End clamp - CLIPFIX 35-5 - 3022276



Quick mounting end clamp for NS 35/7,5 DIN rail or NS 35/15 DIN rail, with marking option, with parking option for FBS...5, FBS...6, KSS 5, KSS 6, width: 5.15 mm, color: gray

End clamp - E/NS 35 N - 0800886



End clamp, width: 9.5 mm, color: gray

End clamp - E/UK - 1201442



End clamp, Width: 9.5 mm, Height: 35.3 mm, Length: 50.5 mm, Color: gray

End clamp - E/UK 1 - 1201413



End clamps, for supporting the ends of double-level and three-level terminal blocks, width: 10 mm, color: gray

End cover

Bolt connection terminal block - RTO 8 - 3049343

Accessories

End cover - D-RT 8 - 3049194



Cover, width: 2.2 mm, color: gray

Path extension - BE-RT 8 - 3049916



Path extension

Jumper

Plug-in bridge - FBS 2-10 - 3005947



Plug-in bridge, Number of positions: 2, Color: red

Plug-in bridge - FBS 5-10 - 3005948



Plug-in bridge, Number of positions: 5, Color: red

Labeled terminal marker

Zack marker strip - ZB 16,3 CUS - 0824946



Zack marker strip, can be ordered: Strip, white, labeled according to customer specifications, Mounting type: Snap into tall marker groove, for terminal block width: 16.3 mm, Lettering field: 10.5 x 16.25 mm

Bolt connection terminal block - RTO 8 - 3049343

Accessories

Zack marker strip - ZB 20,3 CUS - 0824948



Zack marker strip, can be ordered: Strip, white, labeled according to customer specifications, Mounting type: Snap into tall marker groove, for terminal block width: 20.3 mm, Lettering field: 10.5 x 20.25 mm

Partition plate

Partition plate - TPN-UK - 3003062



Partition plate, Length: 110 mm, Width: 2 mm, Height: 69 mm, Color: gray

Socket spanner

Tool - SHN 13 - 1209923



Socket wrench, wrench size 13 mm

Terminal marking

Zack marker strip - ZB 16,3:UNPRINTED - 0820222



Zack marker strip, Strip, white, unlabeled, can be labeled with: Plotter, Mounting type: Snap into tall marker groove, for terminal block width: 16.3 mm, Lettering field: 10.5 x 16.25 mm

Zack marker strip - ZB 20,3:UNPRINTED - 0820248



Zack marker strip, Strip, white, unlabeled, can be labeled with: Plotter, Mounting type: Snap into tall marker groove, for terminal block width: 20.3 mm, Lettering field: 10.5 x 20.25 mm

Drawings

Bolt connection terminal block - RTO 8 - 3049343

Circuit diagram



Phoenix Contact 2016 © - all rights reserved
<http://www.phoenixcontact.com>

X-ON Electronics

Largest Supplier of Electrical and Electronic Components

Click to view similar products for [DIN Rail Terminal Blocks](#) category:

Click to view products by [Phoenix Contact](#) manufacturer:

Other Similar products are found below :

[1045932](#) [00110420202](#) [00110430402](#) [5724.2/L](#) [592808-3](#) [CTS25U/BL](#) [CTS2.5U-N/Y](#) [90.080](#) [91.010](#) [91.040](#) [DP25-GY-ND](#) [15288](#) [90.070](#)
[90.202](#) [90.905](#) [91.001](#) [91.020](#) [91.201](#) [91.340](#) [2713793](#) [280-331](#) [283-317](#) [283-607](#) [2909044](#) [2909798](#) [29-2052](#) [SRT2-OD08CL-1](#)
[CDL4U\(E\)MOV](#) [2757801](#) [2794660](#) [284-317](#) [2890975](#) [2907033](#) [3048496](#) [CTS2.5U-N/O](#) [5542152](#) [5602077](#) [0709880](#) [5520682](#) [5607102](#)
[EPUSC](#) [SRT2-OD16P](#) [2901288](#) [591620-2](#) [1-591651-1](#) [NRA37-1/2](#) [592814-1](#) [592814-3](#) [SRT2-ID16P](#) [NRA37-12](#)