

S1A THRU S1M

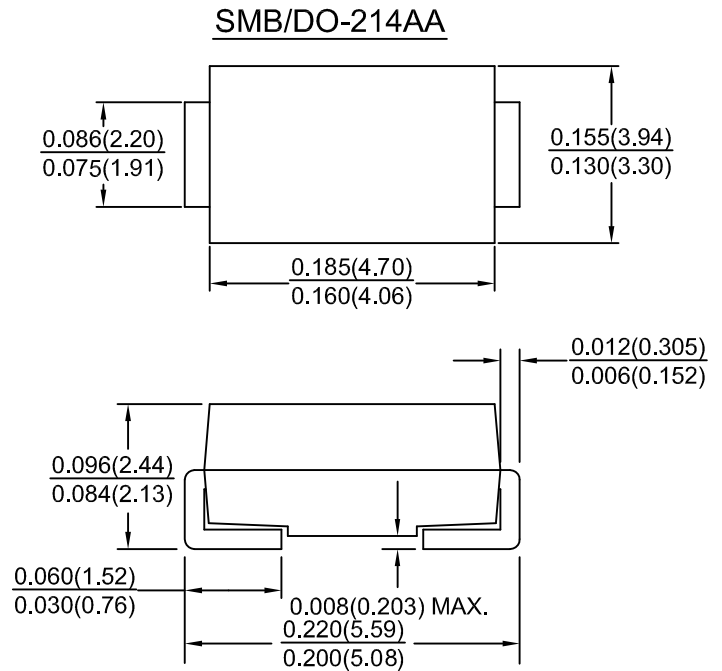
SURFACE MOUNT GLASS PASSIVATED JUNCTION RECTIFIER

FEATURES:

- For surface mounted applications
- Low profile package
- Built-in stain relief
- Easy pick and place
- Flammability Classification
- High temperature soldering:
250°C /10 second at terminals

MECHANICAL DATA

Case: JEDEC DO-214AA molded plastic
 Terminals: Solder plated solderable per
 MIL-STD-750, Method 2026
 Polarity: Indicated by cathode band
 Standard Packaging: Any
 Weight: 0.003 ounces, 0.093 grams



Dimensions in inches and (millimeters)

MAXIMUM RATINGS AND ELECTRICAL CHARACTERISTICS

Rating at 25° C ambient temp. unless otherwise specified.

Single phase, half sine wave, 60 Hz, resistive or inductive load.

For capacitive load, derate current by 20 %.

Characteristic	Symbol	S1A	S1B	S1D	S1G	S1J	S1K	S1M	Units
Maximum recurrent peak reverse voltage	V_{RRM}	50	100	200	400	600	800	1000	Volts
Maximum RMS voltage	V_{RMS}	35	70	140	280	420	560	700	Volts
Maximum DC voltage	V_{DC}	50	100	200	400	600	800	1000	Volts
Maximum average forward rectified current at $T_L = 100^\circ C$	I_o	1.0							Amps
Peak forward surge current, 8.3ms single half sine-wave superimposed on rated load (JEDEC Method)	I_{FSM}	30							Amps
Maximum instantaneous forward voltage drop per leg at 1.0A	V_F	1.1							Volts
Maximum DC reverse current at rated DC blocking voltage $T_a = 25^\circ C$ $T_a = 125^\circ C$	I_R	5.0 100							μA
Operating Junction and storage temperature range	T_J, T_{stg}	-55 to +150							$^\circ C$

RATING AND CHARACTERISTIC CURVES S1A THRU S1M

FIG.1 - MAXIMUM FORWARD CURRENT DERATING CURVE

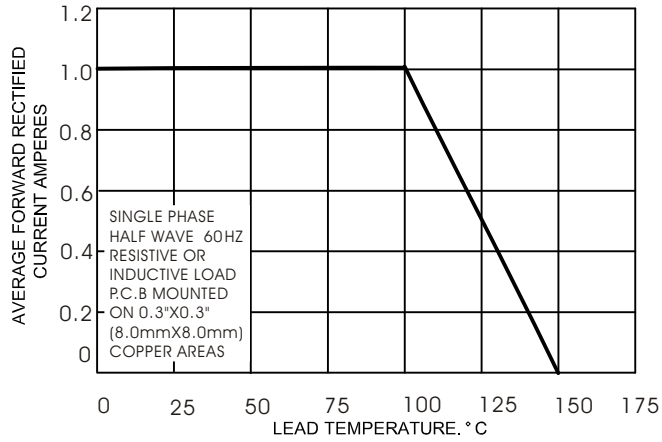


FIG.2 - MAXIMUM NON-REPETITIVE PEAK FORWARD SURGE CURRENT

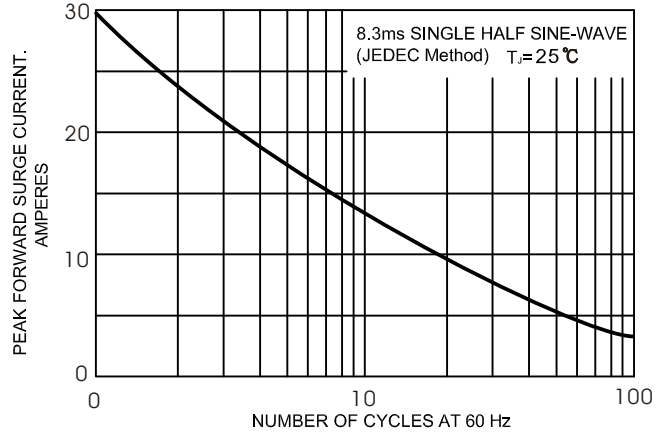


FIG.3 - TYPICAL INSTANTANEOUS FORWARD CHARACTERISTICS

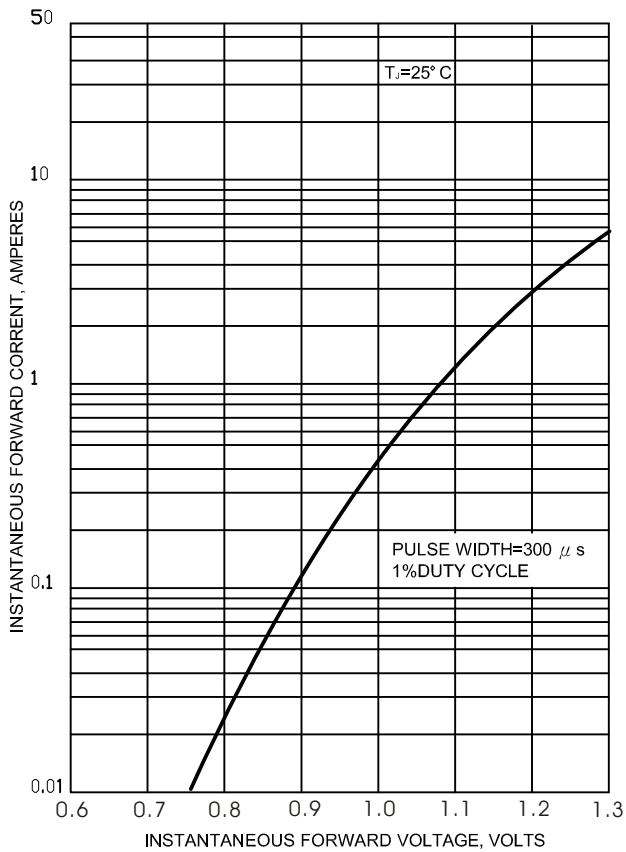
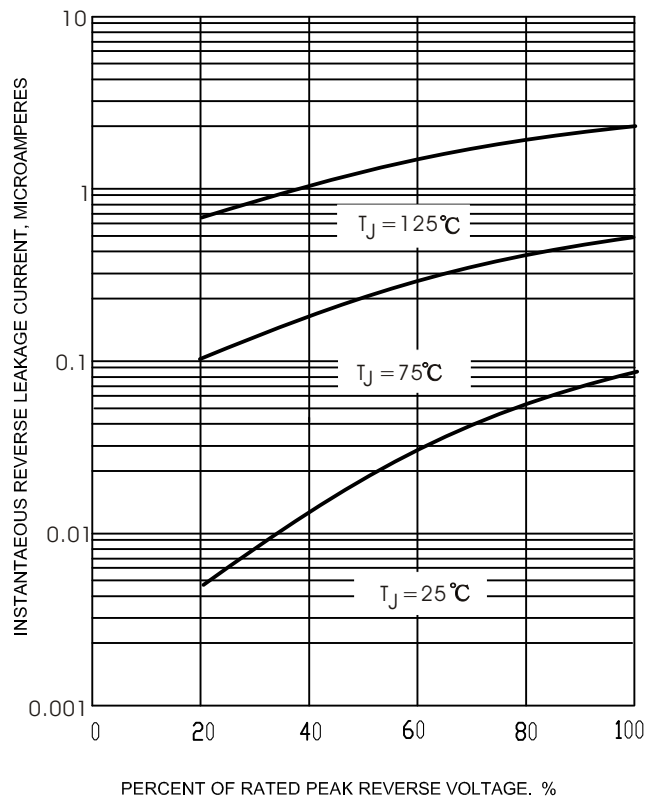


FIG.4 - TYPICAL REVERSE LEAKAGE CHARACTERISTICS



X-ON Electronics

Largest Supplier of Electrical and Electronic Components

Click to view similar products for [Diodes - General Purpose, Power, Switching category:](#)

Click to view products by [DACO SEMICONDUCTOR manufacturer:](#)

Other Similar products are found below :

[MCL4151-TR3](#) [MMBD3004S-13-F](#) [RD0306T-H](#) [RD0506LS-SB-1H](#) [RGP30G-E373](#) [DSE010-TR-E](#) [BAQ333-TR](#) [BAQ335-TR](#) [BAQ33-GS18](#) [BAS1602VH6327XT](#) [BAV17-TR](#) [BAV19-TR](#) [BAV301-TR](#) [BAW27-TAP](#) [HSC285TRF-E](#) [NSVBAV23CLT1G](#) [NTE525](#) [1SS181-TP](#) [1SS184-TP](#) [1SS193,LF](#) [1SS193-TP](#) [1SS400CST2RA](#) [SBAV99LT3G](#) [SDAA13](#) [LL4448-GS18](#) [SHN2D02FUTW1T1G](#) [LS4150GS18](#) [LS4151GS08](#) [SMMD7000LT3G](#) [FC903-TR-E](#) [1N4449](#) [1N4934-E3/73](#) [1SS226-TP](#) [APT100DL60HJ](#) [RFUH20TB3S](#) [RGP30G-E354](#) [RGP30M-E3/73](#) [D291S45T](#) [MCL4151-TR](#) [BAS 16-02V H6327](#) [BAS 21U E6327](#) [BAS 28 E6327](#) [BAS33-TAP](#) [BAS 70-02V H6327](#) [BAV300-TR](#) [BAV303-TR3](#) [BAW27-TR](#) [BAW56DWQ-7-F](#) [BAW56M3T5G](#) [BAW75-TAP](#)