

# SKKD 15, SKKE 15



**SEMIPACK<sup>®</sup> 0**

## Rectifier Diode Modules

**SKKD 15**

**SKKE 15**

### Features

- Heat transfer through aluminium oxide ceramic isolated metal baseplate
- Hard soldered joints for high reliability
- UL recognized, file no. E 63 532

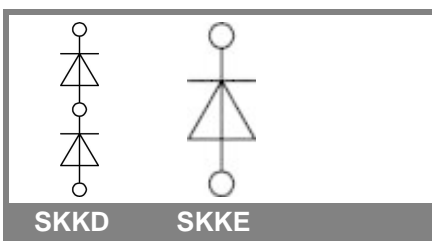
### Typical Applications\*

- Non-controllable rectifiers for AC/AC converters
- Line rectifiers for transistorized AC motor controllers
- Field supply for DC motors
- SKKE: Free-wheeling diodes

1) SKKD types only

$V_{RSM}$ V	$V_{RRM}$ V	$I_{FRMS} = 24$ A (maximum value for continuous operation) $I_{FAV} = 15$ A (sin. 180; $T_c = 82$ °C)	
700	600	SKKD 15/06	SKKE 15/06
900	800	SKKD 15/08	SKKE 15/08
1300	1200	SKKD 15/12	SKKE 15/12
1500	1400	SKKD 15/14	SKKE 15/14
1700	1600	SKKD 15/16	SKKE 15/16

Symbol	Conditions	Values	Units
$I_{FAV}$	sin. 180; $T_c = 85$ (100) °C	14 (10)	A
$I_D$	P13A/125; $T_a = 45$ °C; B2 / B6	18 / 22,5	A
$I_{FSM}$	$T_{vj} = 25$ °C; 10 ms	320	A
	$T_{vj} = 125$ °C; 10 ms	280	A
$i^2t$	$T_{vj} = 25$ °C; 8,3 ... 10 ms	510	A <sup>2</sup> s
	$T_{vj} = 125$ °C; 8,3 ... 10 ms	390	A <sup>2</sup> s
$V_F$	$T_{vj} = 25$ °C; $I_F = 75$ A	max. 1,85	V
$V_{(TO)}$	$T_{vj} = 125$ °C	max. 0,85	V
$r_T$	$T_{vj} = 125$ °C	max. 15	mΩ
$I_{RD}$	$T_{vj} = 125$ °C; $V_{RD} = V_{RRM}$	max. 2,5	mA
$R_{th(j-c)}$	per diode / per module <sup>1)</sup>	2 / 1	K/W
$R_{th(c-s)}$	per diode / per module <sup>1)</sup>	0,2 / 0,1	K/W
$T_{vj}$		- 40 ... + 125	°C
$T_{stg}$		- 40 ... + 125	°C
$V_{isol}$	a. c. 50 Hz; r.m.s.; 1 s / 1 min.	3600 / 3000	V~
$M_s$	to heatsink	1,5 ± 15 %	Nm
$a$		5 * 9,81	m/s <sup>2</sup>
$m$	approx.	50	g
Case	SKKD	A 3	
	SKKE	A 4	



SKKD

SKKE

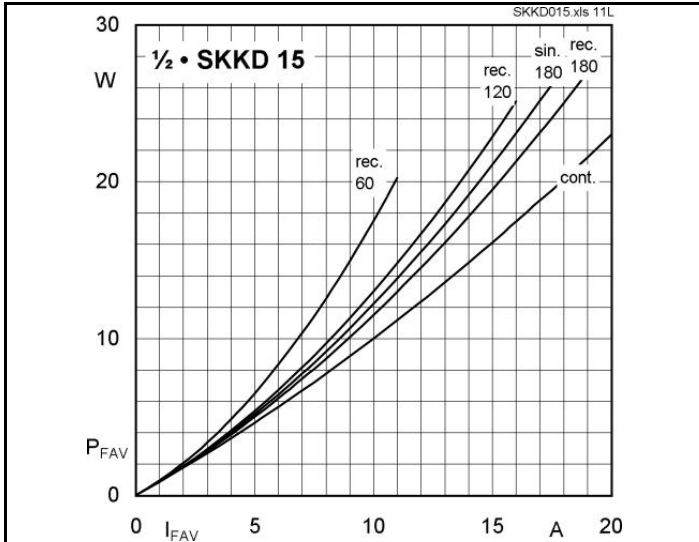


Fig. 11L Power dissipation per diode vs. forward current

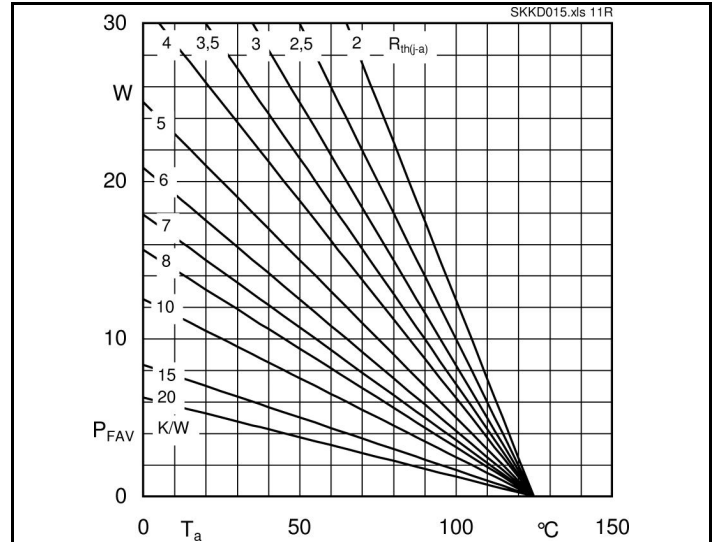


Fig. 11R Power dissipation per diode vs. ambient temperature

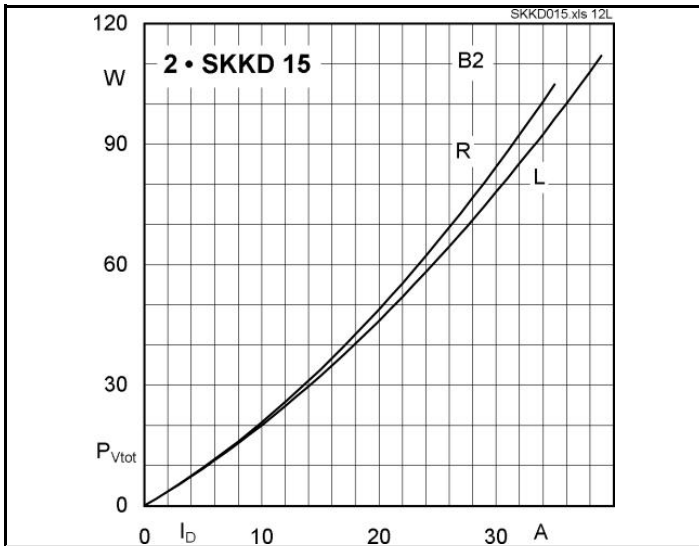


Fig. 12L Power dissipation of two modules vs. direct current

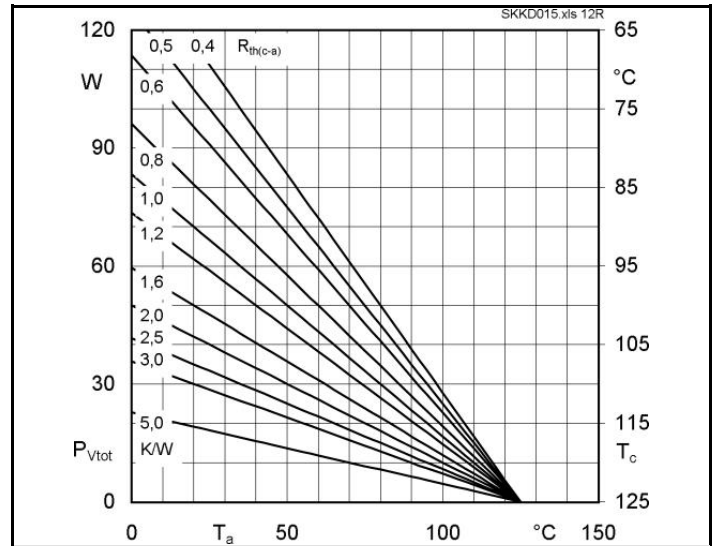


Fig. 12R Power dissipation of two modules vs. case temperature

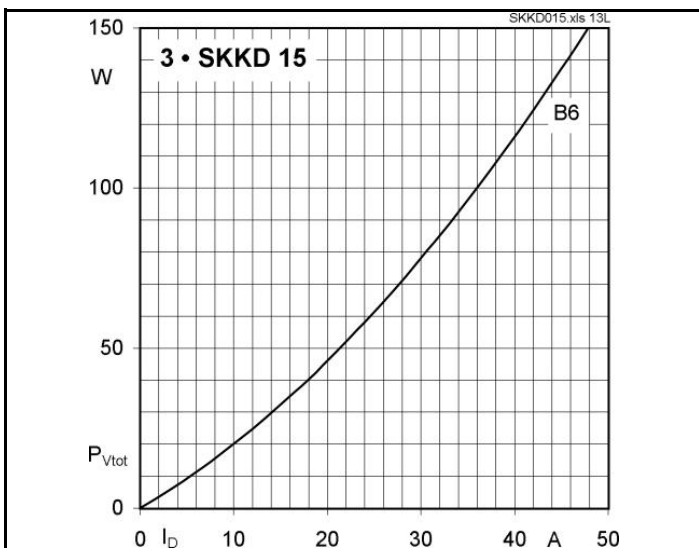


Fig. 13L Power dissipation of three modules vs. direct current

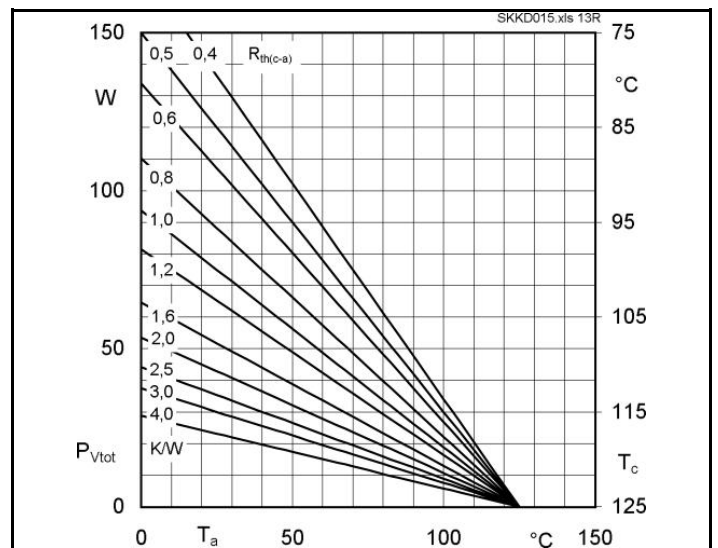
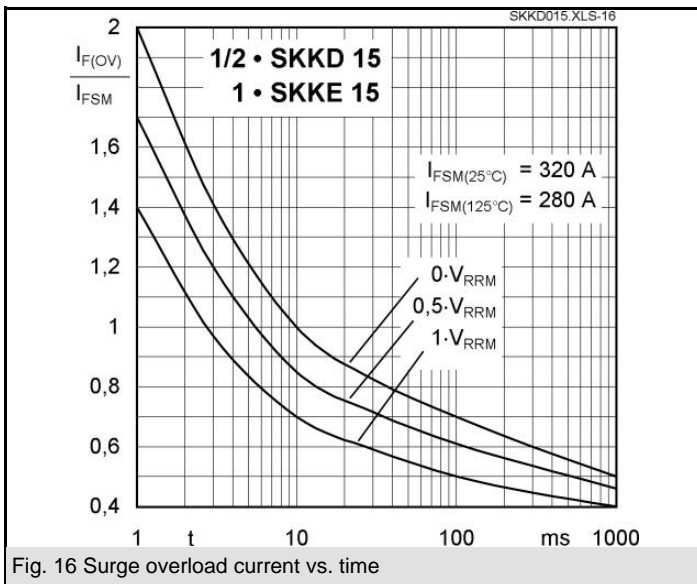
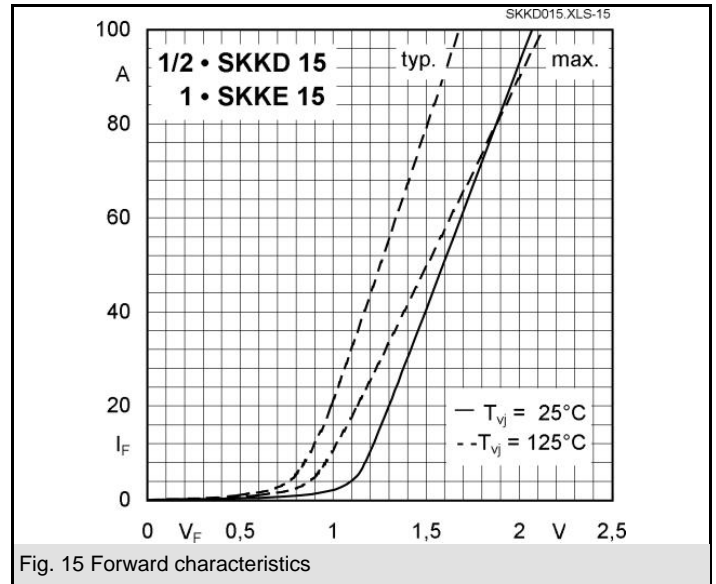
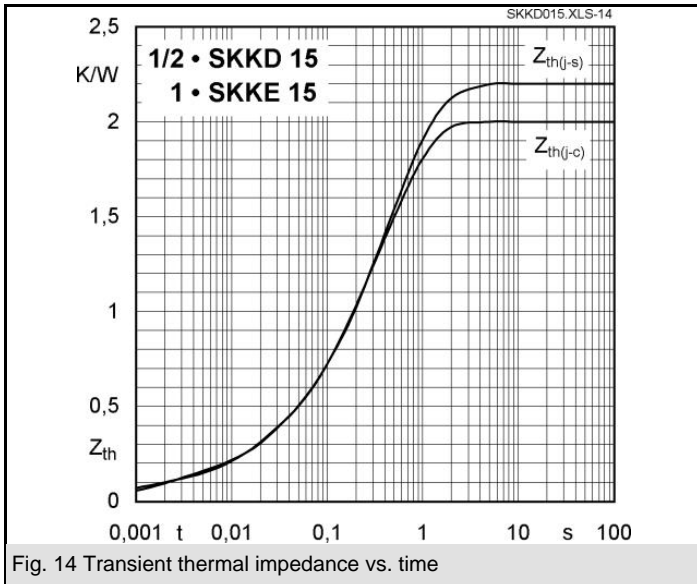
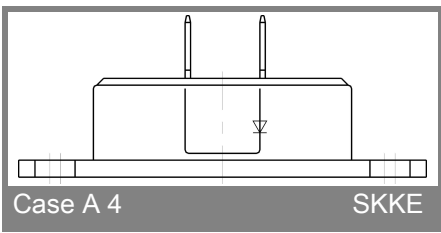
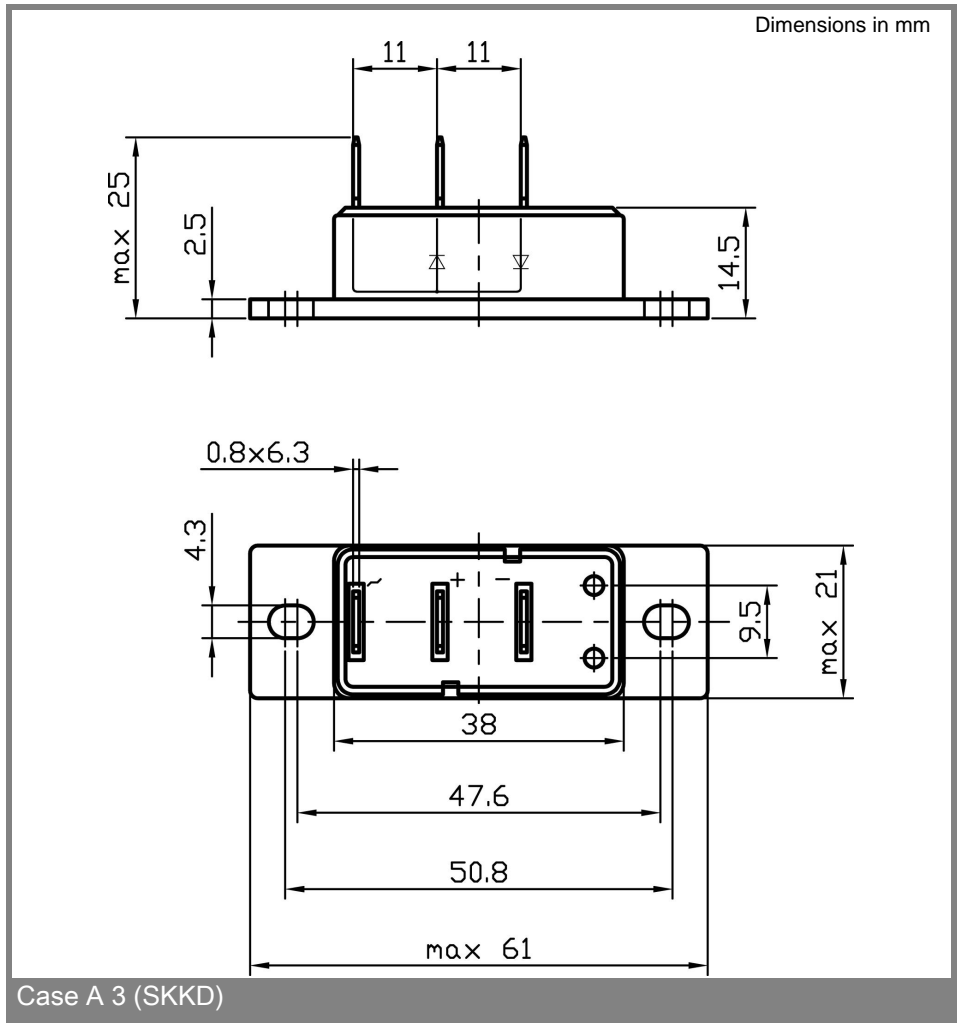


Fig. 13R Power dissipation of three modules vs. case temperature

# SKKD 15, SKKE 15





\* The specifications of our components may not be considered as an assurance of component characteristics. Components have to be tested for the respective application. Adjustments may be necessary. The use of SEMIKRON products in life support appliances and systems is subject to prior specification and written approval by SEMIKRON. We therefore strongly recommend prior consultation of our personal.

## X-ON Electronics

Largest Supplier of Electrical and Electronic Components

*Click to view similar products for [Schottky Diodes & Rectifiers](#) category:*

*Click to view products by [Semikron](#) manufacturer:*

Other Similar products are found below :

[CUS06\(Te85L,Q,M\)](#) [MA4E2508M-1112](#) [D1FH3-5063](#) [MBR0530L-TP](#) [MBR10100CT-BP](#) [MBR30H100MFST1G](#) [MMBD301M3T5G](#)  
[PMAD1103-LF](#) [PMAD1108-LF](#) [RB160M-50TR](#) [RB520S-30](#) [RB551V-30](#) [D83C](#) [DD350N18K](#) [DZ435N40K](#) [DZ600N16K](#)  
[BAS16E6433HTMA1](#) [BAS 3010S-02LRH E6327](#) [BAT 15-099R E6327](#) [BAT 54-02LRH E6327](#) [NRVBAF360T3G](#) [NRVTS10100MFST1G](#)  
[NRVTS12100EMFST1G](#) [NSR05F40QNXT5G](#) [NSVR05F40NXT5G](#) [JANS1N6640](#) [SB07-03C-TB-H](#) [SB1003M3-TL-W](#) [SBAT54CWT1G](#)  
[SK32A-LTP](#) [SK33A-TP](#) [SK34A-TP](#) [SK34B-TP](#) [SMD1200PL-TP](#) [ACDBN160-HF](#) [SS3003CH-TL-E](#) [STPS3045CPIRG](#) [STPS30S45CW](#)  
[PDS3100Q-7](#) [GA01SHT18](#) [CRS10I30A\(Te85L,QM\)](#) [CRS10I30B\(Te85L,QM\)](#) [MBR1240MFST1G](#) [MBR20100CT-BP](#) [MBRB30H30CT-1G](#)  
[BAS28E6433HTMA1](#) [BAS 70-02L E6327](#) [BYS11-90-E3TR3](#) [JANTX1N5712-1](#) [VS-STPS40L45CW-N3](#)