



# Simply safe



### Easy installation and low operating costs

As SafeLite utilizes LED technology, it removes the need for lamp replacement and reduces the energy consumption of the existing emergency lighting installation. In order to optimize the range, some SafeLite versions can operate in either Maintained or Non Maintained mode at user's choice. SafeLite luminaires can easily be installed as retro fit due to good performance ensuring scheme compliance. The battery will also be easily replaced.



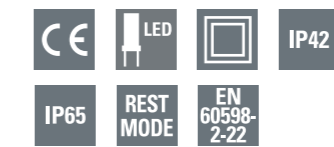
### One product, several applications

This range of Anti-Panic and Escape Route luminaires can also be used as an Exit Sign by purchasing optional sets of pictograms (Conforms to ISO7010).

The housings are available in two IP rating options (IP42 & IP65) making Safelite luminaires suitable for indoor or more industrial applications. A wide range of accessories (recessed box, recessed base, cone or plexi plate diffusers and protection grid) will provide more flexibility and ease of integration within the building.



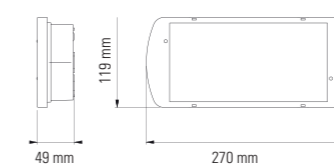
Other specific pictograms available upon request



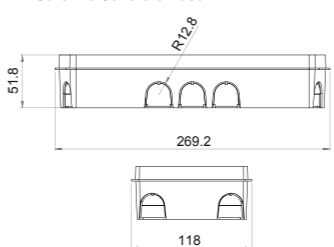
SafeLite



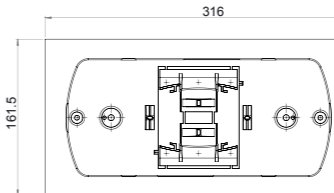
SafeLite



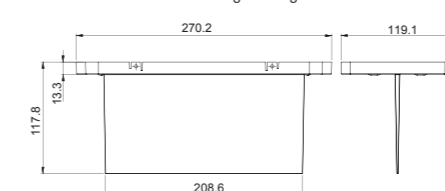
SafeLite Concrete Base



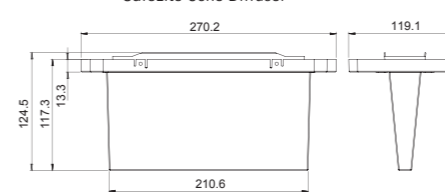
SafeLite Recessed Base



SafeLite Exit Sign Plexiglass



SafeLite Cone Diffuser



### SafeLite

Function	Use either as an emergency luminaire or exit sign
Testing system	Stand Alone
Rest Mode	Possibility to switch off the luminaire when operating on battery mode (TLU)
Housing	Polycarbonate, Glow wire test : 850°C, RAL9003
Type of mounting	Surface Options : Recessed box for concrete, recessed base for ceiling, double sided diffuser, set of 3 adhesive exit legends (L, R, D)
Terminals	up to 1x2,5 mm <sup>2</sup> per connection
Degree of protection	IK04, IP 42 or IP65
Operation Mode	Non Maintained or Maintained & Non Maintained mode selectable
Connection voltage	230V +/- 5% [220V-240V] 50-60Hz
Permissible ambient temperature	+5°C to +40°C
Battery	Ni-Cd
Light source	LED strip
Viewing distance	20m
Insulation class	II
Dimensions in mm	270 x 119 x 49

Order code	Description	IP	IK	Duration	Lum. in emergency	Lum. in mains	Operation	Consumption				Battery	Weight (kg)
								NM VA	NM W	M VA	M W		
SL2NM42C1	SL20,NM,IP42,60lm,1H	42	04	1h	60		NM	1.4	0.9			3,6V 0,8Ah	0.5
SL2NM42C3	SL20,NM,IP42,60lm,3H	42	04	3h	60		NM	1.7	1.4			3,6V 0,8Ah	0.5
SL2NM42D1	SL20,NM,IP42,100lm,1H	42	04	1h	100		NM	1.4	0.9			3,6V 0,8Ah	0.5
SL2NM42D3	SL20,NM,IP42,100lm,3H	42	04	3h	100		NM	1.7	1.4			3,6V 1,7Ah	0.6
SL2NM42E1	SL20,NM,IP42,150lm,1H	42	04	1h	150		NM	1.4	0.9			3,6V 0,8Ah	0.5
SL2NM42E3	SL20,NM,IP42,150lm,3H	42	04	3h	150		NM	1.7	1.4			3,6V 1,7Ah	0.6
SL2NM42F1	SL20,NM,IP42,200lm,1H	42	04	1h	200		NM	1.4	0.9			3,6V 0,8Ah	0.5
SL2NM42F3	SL20,NM,IP42,200lm,3H	42	04	3h	200		NM	1.8	1.5			3,6V 2Ah	0.6
SL2MNM42C1C3A	SL20,MNM,IP42,60lm,1H	42	04	1h	60	60	MNM	2.7	2.6	2.8	2.7	3,6V 0,8Ah	0.5
SL2MNM42C3C3A	SL20,MNM,IP42,60lm,3H	42	04	3h	60	60	MNM	2.7	2.6	2.8	2.7	3,6V 0,8Ah	0.5
SL2MNM42D1C3A	SL20,MNM,IP42,100lm,1H	42	04	1h	100	60	MNM	2.5	2.4	2.6	2.5	3,6V 0,8Ah	0.5
SL2MNM42D3C3A	SL20,MNM,IP42,100lm,3H	42	04	3h	100	60	MNM	3.2	2.5	3.8	3.2	3,6V 1,7Ah	0.7
SL2MNM42E1C3A	SL20,MNM,IP42,150lm,1H	42	04	1h	150	60	MNM	2.7	2.6	2.8	2.7	3,6V 0,8Ah	0.5
SL2MNM42E3C3A	SL20,MNM,IP42,150lm,3H	42	04	3h	150	60	MNM	3.2	2.5	3.8	3.2	3,6V 1,7Ah	0.7
SL2MNM42F1C3A	SL20,MNM,IP42,200lm,1H	42	04	1h	200	60	MNM	2.5	2.4	2.6	2.5	3,6V 0,8Ah	0.5
SL2MNM42F3C3A	SL20,MNM,IP42,200lm,3H	42	04	3h	200	60	MNM	3.2	2.5	3.8	3.2	3,6V 2Ah	0.7
SL2MNM65C1C3A	SL20,MNM,IP65,60lm,1H	65	04	1h	60	60	MNM	2.7	2.6	2.8	2.7	3,6V 0,8Ah	0.5
SL2MNM65C3C3A	SL20,MNM,IP65,60lm,3H	65	04	3h	60	60	MNM	2.7	2.6	2.8	2.7	3,6V 0,8Ah	0.5
SL2MNM65D1C3A	SL20,MNM,IP65,100lm,1H	65	04	1h	100	60	MNM	2.5	2.4	2.6	2.5	3,6V 0,8Ah	0.5
SL2MNM65D3C3A	SL20,MNM,IP65,100lm,3H	65	04	3h	100	60	MNM	3.2	2.5	3.8	3.2	3,6V 1,7Ah	0.7
SL2MNM65E1C3A	SL20,MNM,IP65,150lm,1H	65	04	1h	150	60	MNM	2.7	2.6	2.8	2.7	3,6V 0,8Ah	0.5
SL2MNM65E3C3A	SL20,MNM,IP65,150lm,3H	65	04	3h	150	60	MNM	3.2	2.5	3.8	3.2	3,6V 1,7Ah	0.7
SL2MNM65F1C3A	SL20,MNM,IP65,200lm,1H	65	04	1h	200	60	MNM	2.5	2.4	2.6	2.5	3,6V 0,8Ah	0.5
SL2MNM65F3C3A	SL20,MNM,IP65,200lm,3H	65	04	3h	200	60	MNM	3.2	2.5	3.8	3.2	3,6V 2Ah	0.7

### Accessories

SL24A	SL20,4x Adh
SL2CD	SL20,Cone Diffuser
SL2PG	SL20,Protection Grid
SL2PPD	SL20,Plexi Plate,Down
SL2PPDD	SL20,Plexi Plate,DD
SL2PPLR	SL20,Plexi Plate,LR
SL2RB	SL20,RecesBase
SL2WB	SL20,Wall Base

### A reliable and compliant range

When safety depends on the decision you make, our reliable and compliant devices will bring you peace of mind.

Designed, developed and supported by Eaton, the new SafeLite range of self-contained LED luminaires meets your country's regulations and standards with regards to emergency lighting and safety of people within public, commercial and office buildings. The whole SafeLite portfolio is EC directive and EN standard compliant (ENEC certification in progress).



#### Double side diffuser:

Used to do ceiling signage, double or single side (blind picto inside). In accordance with EN1838 standard. Exit pictograms comply with ISO7010. Compatible with IP42 and IP65 luminaire versions. Could be associated with recessed base. Adhesives pictograms have to be ordered separately (or re use ones delivered with luminaires).



#### Signage panel:

Used to do ceiling signage, double or single side. Exit pictograms comply with ISO7010. Select order code according to signage configuration requested. Compatible with IP42 and IP 65 luminaire versions. Could be associated with recessed base.



#### Recessed base:

Option used for full recessed mounting. Compatible with IP42 and IP65 luminaire versions. Could be associated with double side diffuser and panel signage.



### Features & Benefits


1. Compliant with EC standards
2. EN compliance (certification in progress)
3. All applications covered (Escape route, Anti-panic, Exit sign)
4. One product throughout installation for same look and feel across the building
5. Accessories available for a better integration in all buildings
6. Easily installed as retro fit due to good performance ensuring scheme compliance
7. 1h & 3h Duration
8. Latest generation LEDs with high lumen/watt ratio



Recessed version

### Telecommand remote control box:

Can manage up to 500 SafeLite self-contained luminaires.  
 Used to save battery capacity when the mains is voluntary switch off (rest mode function works when luminaire are initially on emergency mode).  
 TLU telecommand box integrate also manual maintenance test function, SafeLite self-contained will go on emergency mode during 20 minutes (battery supply emergency lamps).



Eaton is constantly striving to ensure reliable, efficient and safe power supply wherever needed. Thanks to their unparalleled knowledge about power management in different sectors, Eaton's experts create integrated and customised solutions that can overcome the toughest challenges.

Our goal is to provide the best solution for every application. However, decision makers want much more than just innovative products; that's why they choose Eaton, which resolutely strives to assist them, putting the success of the customer first.

For more information and to find your contact person, visit [www.eaton.com](http://www.eaton.com)



**Eaton Industries Manufacturing GmbH**  
 Electrical Sector EMEA  
 Route de la Longeraie, 7  
 1110 Morges, Switzerland  
 Eaton.eu

© 2016 Eaton  
 All Rights Reserved  
 Printed in Greece  
 Document number: ?????  
 September 2016

We reserve the right to make any changes to the products and information contained herein, as well as to errors and omissions. Only the order confirmations and Eaton technical documentation are binding. Furthermore, photos and images do not guarantee a specific layout or functionality. Their use in any form is subject to prior approval by Eaton. The same applies to brands (especially Eaton, Moeller, Cutler-Flammer and CEAG)

Eaton is a registered trademark.  
 All other trademarks are the property of their respective owners.

# Simply safe



## X-ON Electronics

Largest Supplier of Electrical and Electronic Components

*Click to view similar products for [Mounting Fixings](#) category:*

*Click to view products by [Eaton](#) manufacturer:*

Other Similar products are found below :

[5912235-2](#) [007310](#) [007541](#) [6-141-P](#) [620HA038NF09](#) [620HA038NF11](#) [CTJ420E028-513](#) [M81714/60-12-01](#) [M81714/60-22-01](#) [L/C](#)  
[MA1EAF1200](#) [70-584649-01P](#) [71-074914-006](#) [71-215091-8S](#) [712HA170B23128-N](#) [71-344699-4S](#) [71-441549-19S](#) [71-441864-5S](#) [71-](#)  
[490451-4H](#) [EX-13-3-B-16-325PN](#) [75-69116-8S](#) [75-69211-3P](#) [75-69220-27S](#) [75-69224-5S](#) [75-69614-2S](#) [770-006A109](#) [770-006A109R](#) [770-](#)  
[006A207](#) [770-006A208W1](#) [770-006A209](#) [770-006A306](#) [770-006A703W1](#) [770-006A704](#) [770-006A704W1](#) [770-006A705](#) [770-006A706](#)  
[770-006A706W1](#) [770-006A707](#) [770-006A709](#) [770-007A203](#) [770-007A203W1](#) [770-007A204W1](#) [770-007A207W1](#) [770-007A703](#) [770-](#)  
[007A704W1](#) [770-007A706](#) [770-007A707W1](#) [770-010Y208](#) [770-010Y308](#) [770-010Y705](#) [770-010Y706](#)