


**Type RN73 Series**

**Type RN73 Series**



The RN73 series is a high stability precision chip resistor range offering various power dissipations relating to chip size, TCR's down to 5ppm/°C and resistance tolerances to 0.1%. The resistor is produced with three sputtered layers giving optimum performance. Values are restricted to the E96 and E24 value grids. The RN73 has accurate and uniform physical dimensions to facilitate placement.

**Key Features**

- High Precision - TCR 5ppm/°C and 10ppm/°C
- Tolerance of 0.1%
- Thin Film (Nichrome)
- Choice of Packages (0805 STD)
- Stable High Frequency Performance
- 100V DC Operating Voltage
- Temperature Range -55°C to +125°C

**Characteristics - Electrical**

	0402			0603			0805			1206		
<b>Rated Power @ 70°C (W):</b>	0.063			0.063			0.1			0.125		
<b>Resistance Range (Ohms) Min:</b>	50R	47R	25R	10R	25R	5R11	10R	25R	5R11	25R	5R11	
<b>Max:</b>	15K	100K	100K	270K	200K	470K	270K	500K	470K	500K	470K	
<b>Tolerance (%):</b>	0.01	0.05	0.1	0.01	0.05	0.1	0.01	0.05	0.1	0.01	0.05	0.1
<b>Code Letter:</b>	L	A	B	L	A	B	L	A	B	L	A	B
<b>Selection Series:</b>	E96			E96			E96			E96		
<b>Temperature Coefficient (ppm/C):</b>	10ppm			10ppm			10ppm		5ppm	10ppm		5ppm
<b>Code Letter:</b>	C			C			C		A	C		A
<b>Limiting Element Voltage (V):</b>	25			50			100			150		
<b>Maximum Overload Voltage (V):</b>	50			100			200			300		
<b>Operating Temp. Range (°C):</b>	-55 to +125			-55 to +125			-55 to +125			-55 to +125		
<b>Climatic Category:</b>	55/125/55			55/125/55			55/125/55			55/125/55		
<b>Insulation Resistance Dry Min (Mohms):</b>	10000			10000			10000			10000		
<b>Stability (%):</b>	0.5			0.5			0.5			0.5		

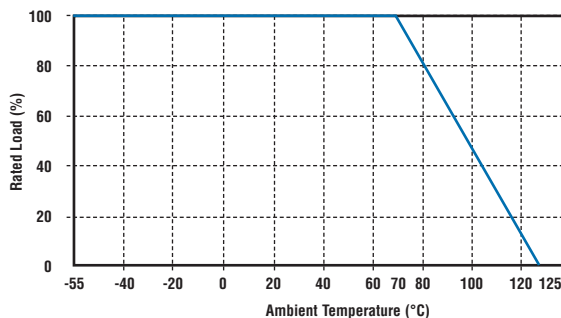
**Characteristics - Environmental**

Test Item	Specification		Test Method
	Tol. ≤0.05%	Tol. >0.05%	
<b>Temperature Coefficient of Resistance</b>	As Spec		MIL-STD-202F Method 304 +25/-55/+25/+125/+25°C
<b>Short Time Overload</b>	ΔR±0.05%	ΔR±0.5%	JIS-C-5202-5.5 RCWV*2.5 or Max Overloading Voltage for 5 seconds
	ΔR±0.5% for high power rating		
<b>Dielectric Withstand Voltage</b>	By type		MIL-STD-202F Method 301 Apply Max Overload Voltage for 1 minute
<b>Insulation Resistance</b>	>1000M Ω		MIL-STD-202F Method 302 Apply 100V <sub>DC</sub> for 1 minute
<b>Thermal Shock</b>	ΔR±0.05%	ΔR±0.25%	MIL-STD-202F Method 107G -55°C-150°C, 100 cycles
<b>Load Life</b>	ΔR±0.05%	ΔR±0.2%	MIL-STD-202F Method 108A RCWV, 70°C, 1.5 hours ON, 0.5 hours OFF, total 1000-1048 hours
	>7k Ω ΔR±0.5%		
	ΔR±0.5% for high power rating		
<b>Humidity (Steady State)</b>	ΔR±0.05%	ΔR±0.3%	MIL-STD-202F Method 103B 40°C, 90-95%RH, RCWV 1.5 hours ON, 0.5 hours OFF, total 1000-1048 hours
	ΔR±0.5% for high power rating		
<b>Resistance to Dry Heat</b>	ΔR±0.05%	ΔR±0.2%	JIS-C-5202-7.2 96 hours @ +155°C without load
<b>Low Temperature Operation</b>	ΔR±0.05%	ΔR±0.2%	JIS-C-5202-7.1 1 hours, -65°C, followed by 45minutes of RCWV
	ΔR±0.5% for high power rating		
<b>Bending Strength</b>	ΔR±0.05%	ΔR±0.2%	JIS-C-5202-6.1.4 Bending Amplitude 3mm for 10 seconds
<b>Solderability</b>	95%min coverage		MIL-STD-202F Method 208H 235°C±5°C, 2±0.5 (sec)
<b>Resistance to Soldering Heat</b>	ΔR±0.05%	ΔR±0.2%	MIL-STD-202F Method 210E 260±5°C, 10±1 seconds

\*Storage Temperature :25±3°C; Humidity <80%RH

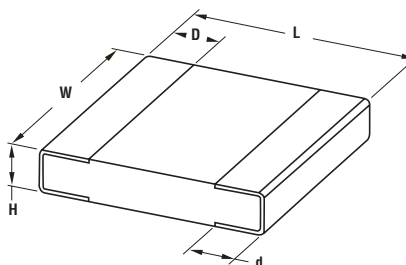
**Type RN73 Series**

**Power Derating Curve**



For temperatures in excess of 70°C the load shall be derated in accordance with this curve.

**Dimensions**



Type	L ±0.2	W ±0.2	D	d ± <sup>0.2</sup> / <sub>0.1</sub>	H ± 0.1
<b>RN73 1E</b>	1.0	0.5	0.2	0.2	0.35
<b>RN73 1J</b>	1.6	0.8	0.3 ± 0.2	0.3	0.4
<b>RN73A*</b>	2.0	1.25	0.4 ± 0.2	0.3	0.5
<b>RN73B</b>	3.2	1.6	0.5 ± 0.3	0.4	0.6

**How to Order**

Common Part	Temp. Coefficient	Chip Size	Resistance Value	Tolerance	Pack Quantity
RN73 - High Precision Resistors (RoHS Compliant)	A - ±5ppm/°C C - ±10ppm/°C	1E - 04:02 1J - 06:03 *2A - 08:05 2B - 12:06 *Preferred Stock Item	100 ohms (100 ohms) 100R 1 K ohm (1000 ohms) 1K0 100 K ohm (100000 ohms) 100K	A ±0.05% B ±0.1% L ±0.01%	TG - Cut Tape Lengths (1J, 2A only) TDF - 1000 (Paper) (2A only) TD - 5000 (Plastic)

## X-ON Electronics

Largest Supplier of Electrical and Electronic Components

*Click to view similar products for [Thin Film Resistors - SMD category](#):*

*Click to view products by [TE Connectivity manufacturer](#):*

Other Similar products are found below :

[7-2176089-6 MCW0406MD1001DP500](#) [FCR1206J22R](#) [FCR1206J33R](#) [PNM0402E1002BST1](#) [PNM0402E5001BST1](#) [1-2176090-3](#) [1-2176089-6 ERA-3EEB2742V](#) [2176089-1](#) [2176090-4](#) [2176091-3](#) [PNM0402E2502BST1](#) [PNM0402E3502BST1](#) [PNM0402E5000BST1](#) [CPA2512Q6R80FS-T10](#) [4-1625868-7](#) [5-1625868-9](#) [5-18022-5](#) [ERA-3EEB2671V](#) [P1206Y1804FNTA](#) [CPA2512E68R0FS-T10](#) [CPA2512Q4R70FS-T10](#) [8-2176091-9](#) [2-2176091-0](#) [NCSR150FR003DTRT3F](#) [NTR06B5832CTRF](#) [NCSR200JR002DTRF](#) [RSJ372NL](#) [NRC-S12F4751TRF](#) [8-1625868-1](#) [1-2176092-4](#) [2176091-9](#) [RT1220P-101-M](#) [PLTU0805U1003LST5](#) [PLTU0603U2001LST5](#) [PLTU0805U1001LST5](#) [PLTU0603U4702LST5](#) [4-2176089-0](#) [8-2176091-0](#) [6-2176091-8](#) [3-2176090-3](#) [1-2176092-7](#) [PCNM1206K2R00FST5](#) [7-2176092-6](#) [7-2176088-7](#) [PCNM2512E1502BST5](#) [2-2176094-5](#) [PCNM2512E3012BST5](#) [4-2176092-6](#)