

# NQ Panelboards

Class 1640

1640PL0801

Price List  
March

# 08



## CONTENTS


Description .....	Page
<b>NQ Series Rated Tables</b> .....	<b>4</b>
<b>NQ Lighting and Appliance Panelboards</b>	
NQ Pricing Procedures .....	5
Merchandised Main Lug Panelboards .....	6
Merchandised Main Lug Panelboards with TVSS .....	6
Merchandised Main Circuit Breaker Panelboards .....	7
Merchandised Main Circuit Breaker Panelboards with TVSS .....	7
Merchandised Accessories .....	8
QOB Branch Circuit Breakers .....	9
Factory Assembled Panelboards and Circuit Breakers .....	10
Factory Assembled Common Features .....	11
<b>NQ Panelboard Special Features</b>	
Factory Assembled Modifications .....	12
Terminal Data .....	13



*New!*



Sub-feed Lug Kit




Sub-feed Circuit Breaker Kit



Main Circuit Breaker Kit



200% Neutral Kit



Simplified Installation Instructions

NQ lighting panelboards have been redesigned to meet the evolving needs of our customers. Easier to install, improved availability, and greater installation flexibility all combine to make NQ the state of the art in lighting panelboard design.

**Feature:**

Eleven standard boxes, and common trims with NF panelboards

**Benefit:**

Easier for our distributors to inventory and supply from stock. Higher probability of having the right box in stock to help the electrical contractor get his project started on time.

**Feature:**

Available with six circuit counts - 18, 30, 42, 54, 72\* and 84\*. A change in the 2008 National Electric Code (NEC) will eliminate the 42 circuit rule and allow a higher number of circuits in a single enclosure.

**NOTE:** \*Availability for USA customers to be announced

**Benefit:**

In locations that have adopted the 2008 NEC, electrical consultants and contractors will no longer have to fashion two section panels due to the 42 circuit rule in the NEC. This will save installation time, wall space and material for the installer and building owner.

**Feature:**

A full complement of field installable accessories available for RTI panelboards:

- Main circuit breakers
- Feed-through and sub-feed lugs
- Sub-feed circuit breakers
- 200% neutrals
- Copper neutrals and grounds
- 6", 12" and 18" rail and deadfront extension kits

**Benefit:**

A broad range of solutions available from distributor stock to address the electrical contractor's need for improved availability of panelboards. The new RTI kits will also provide greater versatility to adapt to last minute design changes on site so that a project can stay on schedule.

**Feature:**

Semi-assembled" RTI kits with more visually oriented, easier-to-understand installation instructions.

**Benefit:**

Reduced installation time and fewer errors for the electrician installing the NQ panelboard, resulting in improved productivity and higher quality installations.

**Feature:**

NQ accepts both QO® "plug-on" and QOB "bolt-on" circuit breakers.

**Benefit:**

Continued use of the industry's best, QO and QOB circuit breakers, provides continuity and convenience for customers currently using NQOD panelboards, which NQ will eventually replace.



This page contains UL Tested and Certified series combination ratings for panelboards. These ratings apply to either an integral main located in the same enclosure or a remote main located in a separate enclosure.

**Table 9.1: NQ Series Connected Circuit Breaker Ratings (RMS Symmetrical)**

Max. System Voltage AC ▲ ■	Max. Short Circuit Current Rating	Square D Brand Integral or Remote Main Circuit Breakers and Remote Main Fuses	Square D Brand Branch Circuit Breaker Catalog Designation and Allowable Ampere Ranges ♦ ★ ▼								
			Type	1 Pole	2 Pole	3 Pole					
120/240 1PH	22,000	MG	QO (B)	15-30A	15-60 A	15-30 A					
			HD, JD				QO (B) PL				
			HG, JG				QO (B) PL				
			HJ, JJ				QO (B) PL				
			HL, JL				QO (B) PL				
120/240 1PH 208Y/120	100,000	DJ 400A	QO (B)	15-70 A	15-125 A	—					
			QO (B) GFI	15-30 A	40-60 A	—					
			QO (B) AFI	15-20 A	—	—					
			QO (B) VH	—	150 A	15-150 A					
			QO (B) H	15-70 A	15-125 A	15-30 A					
		QJ	QO (B) AS	15-30 A	15-30 A	15-30 A					
			QO (B) GFI	15-30 A	15-60 A	—					
			QO (B) VH	—	150 A	35-150 A					
			QO (B) PL	15-30 A	15-60 A	15-30 A					
			QO (B) AFI	15-20 A	—	—					
		208Y/120	18,000	LA, LH (L) 34200MC LA, LH (L) 34225MC LA, LH (L) 34250MC LA, LH (L) 34400MC	QO (B)	15-30A	15-30 A	15-30 A			
					240	22,000	QO (B) VH	QO (B)	15-70 A	15-125 A	15-100 A
								QO (B) AS	15-30 A	15-30 A	15-30 A
								QO (B) GFI	15-30 A	15-60 A	—
								QO (B) PL	15-30 A	15-30 A	—
QO (B) AFI	15-20 A	—	—								
Q2-H	QO (B)	15-70 A	15-100 A	15-30 A							
	QO (B) GFI	15-30 A	15-30 A	—							
	QO (B) AFI	15-20 A	—	—							
	QD	QO (B)	15-70 A	15-125 A		15-30 A					
		QO (B) AS	15-30 A	15-30 A		15-30 A					
QO (B) GFI		15-30 A	15-60 A	—							
QO (B) VH		—	150 A	35-150 A							
QO (B) PL		15-30 A	15-60 A	15-30 A							
ED, FD	QO (B) AFI	15-20 A	—	—							
	QO (B)	15-70 A	15-125 A	15-100 A							
	QO (B) GFI	15-30 A	15-60 A	—							
	QO (B) AFI	15-20 A	—	—							
	KD	QO (B)	15-70 A	15-125 A	15-100 A						
QO (B) AS		15-30 A	15-30 A	15-30 A							
QO (B) GFI		15-30 A	15-60 A	—							
QO (B) AFI		15-20 A	—	—							
HD, JD		QO (B)	15-70 A	15-125 A	15-100 A						
	QO (B) VH	—	—	35-150 A							
	QO (B) GFI	15-30 A	15-60 A	—							
	QO (B) AFI	15-20 A	—	—							
	QO (B) H	—	15-100 A	—							
240	42,000	LA, MA	Q2L-H	—	100-225 A	100-225 A					
			QDL	—	70-225 A	70-225 A					
			QO (B)	15-70 A	—	—					
			QO (B) VH	15-30 A	15-125 A	15-100 A					
			QO (B) GFI	15-30 A	15-60 A	—					
		LC400A	QO (B) AFI	15-20 A	—	—					
			QO (B) VH	15-30 A	15-125 A	15-100 A					
			QO (B) GFI	—	150 A	—					
			QO (B) AFI	15-20 A	—	—					
			QO (B) AFI	15-20 A	—	—					
		LC600A	QO (B) VH	15-30 A	15-125 A	15-100 A					
			QO (B) GFI	—	150 A	—					
			QO (B) AFI	15-20 A	—	—					
			QO (B) AFI	15-20 A	—	—					
			QO (B) VH	15-30 A	15-30 A	15-30 A					
MG	QO (B) VH	15-30 A	15-30 A	15-30 A							
	HD, JD	QO (B) PL	15-30 A	15-60 A	15-30 A						
65,000	LC400A	QO (B)	15-30 A	—	—						
		QO (B) VH	15-30 A	15-125 A	15-100 A						
		QO (B) GFI	—	150 A	—						
		QO (B) GFI	15-30 A	—	—						
		QO (B) AFI	15-20 A	—	—						

**Table 9.1: NQ Series Connected Circuit Breaker Ratings (RMS Symmetrical) (continued)**

Max. System Voltage AC ▲ ■	Max. Short Circuit Current Rating	Square D Brand Integral or Remote Main Circuit Breakers and Remote Main Fuses	Square D Brand Branch Circuit Breaker Catalog Designation and Allowable Ampere Ranges ♦ ★ ▼			
			Type	1 Pole	2 Pole	3 Pole
240	65,000	LC600A	QO (B) VH	15-30 A	15-125 A	35-100 A (3P208 V max) 15-30 A (3P240 V max)
			QO (B) GFI	—	150 A	—
			QO (B) AFI	15-20 A	—	—
			QO (B)	15-70 A	15-125 A	—
			QO (B) VH	—	150 A	15-150 A
		DJ 400A	QO (B) H	—	15-100 A	—
			QO (B)	15-70 A	15-125 A	15-100 A
			QO (B) GFI	15-30 A	15-60 A	—
			QO (B) AFI	15-20 A	—	—
			QO (B)	15-70 A	15-125 A	15-100 A
		EG, FG, KG	QO (B) GFI	15-30 A	15-60 A	—
			QO (B) AFI	15-20 A	—	—
			QO (B)	15-70 A	15-125 A	15-30 A
			QO (B) AS	15-30 A	15-30 A	15-30 A
			QO (B) VH	—	150 A	35-150 A
240	65,000	QG	QO (B) AFI	15-20 A	—	—
			QO (B) AS	15-30 A	15-30 A	15-30 A
			QO (B) VH	—	150 A	35-150 A
			QO (B) GFI	15-30 A	15-60 A	—
			QO (B) PL	15-30 A	15-60 A	15-30 A
		QG, HG, JG	QO (B) AFI	15-20 A	—	—
			QO (B)	15-70 A	15-125 A	15-100 A
			QO (B) VH	—	—	35-150 A
			QO (B) H	—	15-100 A	—
			QO (B) AFI	15-20 A	—	—
		HG, JG	QO (B) VH	—	—	35-150 A
			QO (B) H	—	15-100 A	—
			QO (B) AFI	15-20 A	—	—
			QO (B)	15-70 A	15-125 A	15-100 A
			QO (B) AS	15-30 A	15-30 A	15-30 A
FC_or KC_22 FC_or KC_32	QO (B)	15-70 A	15-100 A	15-100 A		
	QO (B) AS	15-30 A	15-30 A	15-30 A		
	QO (B) GFI	15-30 A	15-30 A	—		
	QO (B) AFI	15-20 A	—	—		
	QO (B) GFI	15-30 A	15-30 A	—		
240	100,000	FC_or KC_24 FC_or KC_34	QO (B)	15-70 A	15-125 A	15-100 A
			QO (B) GFI	15-30 A	15-60 A	—
			QO (B) AFI	15-20 A	—	—
			QO (B)	15-70 A	15-125 A	15-100 A
			QO (B) GFI	15-30 A	15-60 A	—
		EJ, FJ	QO (B) AFI	15-20 A	—	—
			QO (B)	15-70 A	15-125 A	15-100 A
			QO (B) VH	—	—	35-150 A
			QO (B) GFI	15-30 A	15-60 A	—
			QO (B) PL	15-30 A	15-60 A	15-30 A
		HJ, JJ	QO (B) AFI	15-20 A	—	—
			QO (B) H	—	15-100 A	—
			QO (B) VH	—	—	35-150 A
			QO (B) GFI	15-30 A	15-60 A	—
			QO (B) PL	15-30 A	15-60 A	15-30 A
125,000	HL, JL	QO (B) AFI	15-20 A	—	—	
		QO (B) H	—	15-100 A	—	
		QO (B) VH	—	—	35-150 A	
		QO (B) GFI	15-30 A	15-60 A	—	
		QO (B) PL	15-30 A	15-60 A	15-30 A	
200,000	FI, KI	QO (B) AFI	15-20 A	—	—	
		QO (B)	15-70 A	15-125 A	15-100 A	
		QO (B) AS	15-30 A	15-30 A	15-30 A	
		QO (B) GFI	15-30 A	15-60 A	—	
		QO (B) AFI	15-20 A	—	—	
240	65,000	400 A Max. Class J or T6 Fuses	QO (B) VH	15-30 A	15-125 A	15-100 A
			QO (B) AFI	15-20 A	—	—
			QO (B) GFI	15-30 A	15-60 A	—
			QO (B) AFI	15-20 A	—	—
			QO (B) GFI	15-30 A	15-60 A	—
	100,000	200 A Max. Class T3 Fuses	QO (B) VH	15-30 A	15-125 A	15-100 A
			QO (B) AFI	15-20 A	—	—
			QO (B) GFI	15-30 A	15-60 A	—
			QO (B) AFI	15-20 A	—	—
			QO (B) GFI	15-30 A	15-60 A	—
	200,000	200 A Max. Class J or T6 Fuses and 400 A Max. Class T3 Fuses	QO (B) VH	15-30 A	15-125 A	15-100 A
			QO (B) AFI	15-20 A	—	—
			QO (B) GFI	15-30 A	15-60 A	—
			QO (B) AFI	15-20 A	—	—
			QO (B) GFI	15-30 A	15-60 A	—

- ▲ For shown circuit breakers rated less than this maximum voltage, the indicated short circuit current rating also applies, but at the voltage rating of the circuit breaker.
- Short circuit tests are conducted at 100-105% of the maximum rated voltage of the panelboard.
- ♦ Suffixes HID, SWD, and SWN may also be applied to the applicable branch circuit breakers shown above. Suffix SWN may **not** be applied in combination with LC main breakers.
- ★ Where QO (B) circuit breakers are shown above, QO (B) H, QO (B) VH, and QH (B) circuit breakers may also be used.
- ▼ Where QO (B) GFI circuit breakers are shown above, QO (B) EPD circuit breakers may also be used.

**NQ Merchandised Pricing Procedure**

1. List circuit breakers required, either plug-on or bolt-on. See appropriate pages for catalog numbers.
2. Determine equivalent number of pole spaces required.
3. Select proper main lug interior (from page 6) or main lug interior and main circuit breaker adapter kit (from page 7) based on equivalent number of poles and ampere rating. Interiors include solid neutral and are field convertible to top feed.
4. Select enclosure from appropriate page.  
Type 1—Select box and front catalog number corresponding to interior catalog number.  
Type 3R, 5, 12—Select enclosure. Interior trim kit for Type 3R, 5, 12 is included with the enclosure.
5. For complete price, add the component prices. Include panelboard accessories.
6. Apply appropriate discount schedule.

**NQ Factory Assembled Pricing Procedure**

The following Factory Assembled pricing procedure may be used to price NQ panelboards.

1. Select BASE PRICE for main lugs or main circuit breaker from BASE PRICE TABLE. Include equipment ground bar when required.
2. List BRANCH CIRCUIT BREAKERS (either plug-on or bolt-on) and determine total spaces required. Select price from BRANCH CIRCUIT BREAKERS TABLE. Include space only charge for future requirements.
3. If total spaces required exceeds the maximum listed, price as two or more panelboards and add price for sub-feed or feed-thru lugs, so installer can cable between sections.
4. Add price for special features from appropriate page. Contact field office for additional special features.
5. For complete price, add all prices. Order by description.

**NOTE:** Additional special price adders can be found in the *Supplemental and Obsolescent Digest, Section 4.*

6. Apply appropriate discount schedule.

**NQ Merchandised Example:**

**Table 9.2: 208Y/120 Vac, 3Ø4W, 10 kA SCCR, 225 A, MLO, Type 1 surface mount, bolt-on branch circuit breakers, main sub-feed lugs.**

Branches	Page No.	Catalog Number	Spaces	\$ Price
(20) 20/1	9	(20) QOB120	20	530.
two 40/2	9	two QOB240	4	118.
two 30/3	9	two QOB330	6	390.
			Total 30	
225 A MLO Interior	6	NQ430L2	—	810.
Box	6	MH32	—	75.
Cover	6	NC32S	—	351.
Sub-Feed Lugs	6	NQSFL2	—	135.
			Total Price	2409.

**NQ Factory Assembled Example:**

**Table 9.3: 208Y/120 Vac, 3Ø4W, 10 kA SCCR, 225 A, MLO, Type 1 surface mount, bolt-on branch circuit breakers, main sub-feed lugs.**

Item	Page No.	\$ Price
225 A MLO Base Price	10	928.
(20) 20/1 Bolt-on	10	1360.
two 40/2 Bolt-on	10	268.
two 30/3 Bolt-on	10	704.
Sub-Feed Lugs	11	128.
Total Price		3388.



NQ Merchandised Panelboard



NQ Factory Assembled Panelboard








**Table 9.8: NQ Merchandised Neutrals**

Mains Ampacity	200% Neutral Kit				Copper 100% Neutral Kit			
	Catalog No.	Price	Box Add	Schedule	Catalog No.	Price	Box Add	Schedule
100	NQNL1	210.	no adder	PE-1A	NQN1CU	128.	no adder	PE-1A
225	NQNL2 or NQNL2ACCY	284.			NQN2CU	128.		
400	NQNL4	426.			NQN6CU	390		
600	Not available				NQN6CU	390		

▲ Not to be used with SFL, FTL or SFB. These combinations are factory assembled only.  
■ For 225A panel with SFL, FTL or SFB, use NQNL2ACCY. Otherwise, use NQNL2.



NQNL2

**Table 9.9: NQ Merchandised Sub Feed Lugs, Feed Through Lugs and Sub Feed Breakers**

Mains Ampacity	Sub Feed Lugs (N/A in MCB Interiors)			Feed Through Lugs			Sub Feed Circuit Breaker Kits (breaker not incl.)					
	Catalog No.	Price	Schedule	Catalog No.	Price	Schedule	Single SFB			Two SFBs		
							Catalog No.	Price	Schedule	Catalog No.	Price	Schedule
100 A	NQSFL1	103.	PE-1A	100A not available; use 225A interior	-	-	-	-	-	-	-	-
225 A	NQSFL2	135.		NQFTL2L	317.	PE-1A	NQSFB2Q or NQSFB2HJ	686.	PE-1A	-	-	-
				NQFTL2H	317.							
				NQFTL4L	338.							
400 A	NQSFL4	173.		NQFTL4H	338.		Use the 2 SFB kit		-	NQSFB4Q or NQSFB4HJ	860.	PE-1A
600 A	Use TFL			Factory Assembled Only								

◆ The final character L indicates the kit is used for Low circuit count interiors 30 and 42.  
★ The final character H indicates the kit is used for High circuit count interiors 54, 72 and 84.  
▼ See Table 9.10 & Table 9.11 for box selection table.

**Table 9.10: Box Selection Table: Merchandised NQ Main Lug Panelboards with Accessories**

Feature	Sub Feed Lugs				Feed Through Lugs				Sub Feed Circuit Breakers			
	100A	225 A	400A	600 A	100A	225 A	400A	600A	100A	225 A (one)	400A (two)	600A (two)
18	MH26	-	-	Use FTL	-	-	-	Factory Asm. Only	-	-	-	Factory Asm. Only
30	MH32	MH38	MH50		Use 225A Interior	MH38	MH50		MH50	MH74		
42	-	MH44	MH50			MH38	MH56		MH56	MH74		
72	-	MH50	MH62			MH50	MH68		MH62	MH86		
84	-	MH56	MH68			MH56	MH68		MH68	MH68		

**Table 9.11: Box Selection Table: Merchandised NQ Vertically Mounted Main Breaker Panelboards w/ Accessories**

Feature	Feed Through Lugs				Sub Feed Circuit Breakers			
	100A	225 A	400A	600A	100A	225 A (one)	400A (two)	600A (two)
18	-	-	-	Factory Asm. Only	-	-	-	Factory Asm. Only
30	-	MH50	MH62		MH62	MH86		
42	-	MH50	MH68		MH68	MH86		
72	-	MH62	MH80		MH74	△		
84	-	MH68	MH80		MH80	△		

△ (c)Requires box longer than available box offer.

**Table 9.12: NQ Accessories**

**Table 9.12: NQ Accessories**

Description	Catalog No.	\$ Price	Schedule
Sub-feed: Bolt-on:			
• 2-pole	QOB2125SL	117.00	DE2A
• 3-pole	QOB3125SL	117.00	DE2A
<b>Equipment ground bars</b>			
• Aluminum	PK27GTA	22.50	DE3A
• PK23GTA+ #1 to #4/0 Al/Cu lug	PK23GTAL	27.10	DE3A
• Copper	PK27GTACU	56.00	PE-1A
• Ground Bar Insulator Kit	PKGTAB	29.20	DE3A
Filler plate (15 per package)	NQFP15	45.00	PE1A
<b>Circuit I.D. number strips</b>			
1-102 odd/even (left side numbered 1,3,5 ... 101)	NQ102OE	5.30	PE1A
103-204 odd/even (left side numbered 103,105,107 ... 203)	NQ204OE	5.30	PE1A
1-102 sequential (left side numbered 1,2,3 ... 102)	NQ102S	5.30	PE1A
103-204 sequential (left side numbered 103,104,105 ... 204)	NQ204S	5.30	PE1A
Rail & Deadfront Extensions	• 6" Extension	NQ6RDE	168.11
	• 12" Extension	NQ12RDE	188.78
	• 18" Extension	NQ18RDE	228.47
	• 24" Extension	NQ24RDE	264.46
Touch-up paint USAS #49 Gray (Aerosol can)	PK49SP	26.00	DE1

**Table 9.12: NQ Accessories**

Handle attachments—branch circuit breakers:			
Handle lock-off	HLO1	6.60	DE2A
Handle tie - (QO and QOB only)	QO1HT	2.50	DE2A
Handle padlock attachment - 1-pole	QO1PA	7.10	DE2A
2- and 3-pole	QO1PL	7.10	DE2A
Handle tie & lock-off for three 1-pole (QO, QOB)	QO3HT	8.90	DE2A
<b>Neutral or Ground Lug:</b>			
#10 to #2 Al or #14 to #4 Cu	QO70AN	6.60	DE3A
#4 to #1/0 Al/Cu	Q1100AN	7.40	DE3A
#1 to #4/0 Al/Cu	Q1150AN	21.60	DE3A
<b>Endwalls for MH Boxes</b>			
Blank (one per package)	8011010501	27.40	PE1A
With Knockouts (one per package)	8011010401	27.40	PE1A

□ Filler Plates are \$3.00 each and must be ordered in packages of 15.



Installation Tools





**Table 9.18: Base Price (With Solid Neutral)**

Mains Rating	Main Lugs		Main Circuit Breaker (Circuit Breaker Interrupting Rating—pages 6-2 through 6-8) <sup>▲</sup>											
	2-pole	3-pole	Standard IC			HIC			Extra HIC			I-Limiter <sup>®</sup>		
			Circuit Breaker	2-pole	3-pole	Circuit Breaker	2-pole	3-pole	Circuit Breaker	2-pole	3-pole	Circuit Breaker	2-pole	3-pole
60 A	—	—	QOB	1192.	1464.	QOB-VH	1258.	1586.	HJ <sup>▲</sup>	2950.	3300.	FI	4088.	4858.
100 A	720.	832.	QOB	1254.	1562.	QOB-VH	1382.	1712.	HJ <sup>▲</sup>	2950.	3300.	FI	4088.	4858.
			HD	2030.	2380.	HG	2700.	3050.						
150 A	—	—	HD	3180.	3530.	HG	3840.	4190.	HJ <sup>▲</sup>	4000.	4350.	—	—	—
225 A	772.	928.	QB	2450.	2800.	QG	3740.	4090.	QJ	3970.	4320.	KI	7436.	8680.
			JD	3980.	4300.	JG	4510.	5100.	JJ <sup>▲</sup>	6450.	7280.			
			QD	3084.	3434.	—	—	—	—	—	—			
250 A	—	—	JD	4390.	4640.	JG	5040.	6020.	JJ <sup>▲</sup>	7100.	8020.	KI	8264.	9672.
400 A	1422.	1634.	LA	5366.	6106.	LH	7708.	8834.	LC	8620.	9780.	—	—	—
600 A <sup>■</sup>	2082.	2326.	—	—	—	—	—	—	LC	9420.	10440.	—	—	—

Note: Equipment Ground Bar—38.

**Table 9.19: Branch Circuit Breakers**

Circuit Breaker Ampere Rating	PLUG-ON or BOLT-ON			
	1-pole 120 Vac	2-pole 120/240 Vac	2-pole 240 Vac	3-pole 240 Vac
	\$ Price	\$ Price	\$ Price	\$ Price
<b>Space Only</b>				
All Space Only Except below	28.	58.	58.	86.
QOB-VH, Space Only (125-150 A)	—	116.	—	174.
<b>10,000 AIR—Branch Circuit Breakers—QO<sup>®</sup>, QOB, QO-H, QOB-H</b>				
15-60	68.	134.	260. ♦	352.
70	100.	208.	296. ♦	396.
80-100	—	262.	380. ♦	458.
110-125	—	482.	—	—
<b>10,000 AIR—Arc Fault Circuit Interrupters—QO-AFI, QOB-AFI</b>				
15-20	400.	—	—	—
<b>10,000 AIR—Combination Arc Fault Circuit Interrupters—QO-CAFI, QOB-CAFI</b>				
15-20	470.	—	—	—
<b>10,000 AIR—Qwik-Gard<sup>®</sup>—Class A—QO-GFI, QOB-GFI</b>				
15-30	272.	488.	—	—
40-60	—	488.	—	—
<b>(High Interrupting Capacity)</b>				
<b>22,000 AIR Branch Circuit Breakers—QO-VH, QOB-VH</b>				
15-30	92.	212.	—	462.
35-60	—	212.	—	462.
70	—	292.	—	556.
80-100	—	378.	—	606.
110-125	—	1022.	—	1746. ★
150	—	1140. ★	—	1746. ★
<b>22,000 AIR—Arc Fault Circuit Interrupters—QO-VHAFI, QOB-VHAFI</b>				
15-20	824.	—	—	—
<b>22,000 AIR—Combination Arc Fault Circuit Interrupters—QO-VHCAFI, QOB-VHCAFI</b>				
15-20	940.	—	—	—
<b>22,000 AIR—Qwik-Gard—Class A—QO-VHGF1, QOB-VHGF1</b>				
15-30	294.	—	—	—
<b>42,000 AIR Branch Circuit Breakers—QOH</b>				
35-60	—	368. ▼	—	—
70	—	596. ▼	—	—
80-100	—	688. ▼	—	—
110-125	—	1402. ▼	—	—
<b>65,000 AIR Branch Circuit Breakers—QH, QHB</b>				
15-30	144.	348.	—	596.

Note: Shunt Trip, Auxiliary Switch, and Alarm Switch—accessories for circuit breakers—add \$ Price from page 7-12.

- ▲ QL, HJ, HL, JJ and JL circuit breakers are also available.
- Copper bus standard
- ♦ UL Listed for use on 3Ø, grounded BØ systems, (5,000 AIR for this application).
- ★ Bolt-On only, 2-pole requires 4 vertical spaces, 3-pole requires 6 vertical spaces.
- ▼ Plug-On only.
- △ Not available in Type 3R, 5, 12, except for 400 A main circuit breaker.

**Table 9.20: Specialty Branch Circuit Breakers**

Circuit Breaker Ampere Rating	PLUG-ON or BOLT-ON			
	1-pole 120 Vac	2-pole 120/240 Vac	2-pole 240 Vac	3-pole 240 Vac
	\$ Price	\$ Price	\$ Price	\$ Price
<b>Specialty Branch Circuit Breakers (10,000 AIR)</b>				
<b>For High Intensity Discharge Lighting—QO-HID, QOB-HID</b>				
15-30	78.	148.	—	376.
40-50	78.	148.	—	—
<b>Switch Neutral—QO-SWN, QOB-SWN</b>				
15-50	—	1-pole 2-Wire (2 spaces)	—	2-pole 3-Wire (3 spaces)
		154.	—	220.
<b>High Magnetic Trip (For applications subject to high initial inrush)—QO-HM, QOB-HM</b>				
15-20	68.	—	—	—
<b>Provides 30 mA Equipment Protection—QO-EPD, QOB-EPD</b>				
15-30	462.	828.	—	—

**Sub-feed Circuit Breakers**

Main lugs or main circuit breaker interior—1Ø or 3Ø.  
Maximum 1 circuit breaker per 225 A main lug or 250 A main circuit breaker panelboard, 2 circuit breakers per 400-600 A panelboard.

**Table 9.21: Sub-Feed Circuit Breaker (110-225 A)**

(Refer to Cabinet Data table below for correct box size)

No. of Poles	Ampacity	QB	QD	QG <sup>▲</sup>	HD	HG <sup>▲</sup>	JD	JG <sup>▲</sup>
2	110-225 A	1218.	1762.	3812.	2456.	3500.	3020.	4220.
3	110-225 A	1848.	2296.	4608.	2872.	3798.	3370.	5100.
Space Only	110-225 A	826.	826.	826.	826.	826.	826.	826.

**Table 9.22: Sub-Feed Circuit Breaker Cabinet Data**

Max. No. of Branch Spaces (Does not include sub-feed circuit breaker spaces)	Box Height (20"W x 5.75"D)					
	225 A		250 A		400 A <sup>△</sup>	
	Main Lug	Main Circuit Breaker	Main Lug	Main Circuit Breaker	Main Lug	Main Circuit Breaker
30	50	62	74	86	74	not available with MCB
42	56	68	74	86	74	
54	56	68	80	—	80	
72	62	74	86	—	86	
84	68	80	—	—	—	

**Sub-feed Lugs**

**NOTE:** AVAILABLE ON MAIN LUG INTERIORS ONLY. 1Ø or 3Ø.

**Table 9.23: Sub Feed Wire Range Per Phase**

Mains Rating	Incoming	Outgoing	Price per Panel
100	one #6-2/0 Al/Cu	one #6-2/0 Al/Cu	\$128.00
225	one 1/0-350 kcmil Al/Cu	one 1/0-350 kcmil Al/Cu	\$128.00
400	one 1/0-750 kcmil Cu only	one 1/0-750 kcmil Cu only	\$164.00

**Table 9.24: Sub-Feed Lug Cabinet Data**

Max. No. of Branch Spaces	Box Height (20"W x 5.75"D)		
	100 A	225 A	400 A
18	MH26	—	—
30	MH32	MH38	MH50
42	—	MH44	MH50
72	—	MH50	MH62
84	—	MH56	MH68

**Feed-thru Lugs**

**Table 9.25: Feed-Thru Lugs**

Mains Rating	Feed-Thru Wire Range Per Phase	\$ Price
100 A	one #6-2/0 Al/Cu	344.
225 A	one #6-350 kcmil Al/Cu	344.
400 A	one 1/0-750 kcmil or two 1/0-350 kcmil Al/Cu	826.
600 A	two 1/0-750 kcmil Al/Cu	826.

**Table 9.26: Feed-Thru Lug Cabinet Data**

Max. No. of Branch Spaces	Box Height (20"W x 5.75"D)					
	225 A		250 A		400 A	
	Main Lugs	Main Circuit Breaker	Main Lugs	Main Circuit Breaker	Main Lugs	Main Circuit Breaker ▲
30	38	50	50	62	62	74
42	38	50	56	68	62	80
72	50	62	68	80	74	—
84	56	68	68	80	80	—

▲ 8.75" deep box, ship fully assembled only.

**Table 9.27: Ground Bars**

	\$ Price Adder
Equipment Ground Bar	38.
Copper Ground Bar (Add to Equipment Ground Bar Price)	52.
Insulated/Isolated Ground Bar (Add to Equipment Ground Bar Price)	86.

**Table 9.28: Name Plates**

	\$ Price Adder
Standard white face/black letter laminated bakelite, 1" x 3.5", adhesive backed or screw mountable with screws in a bag assembly (Price includes engraving)	78.

**Table 9.29: Copper Bus Bars**

	\$ Price Adder
100 A, 225 A, 250 A	128.
400 A	388.
600 A	Standard

**Table 9.30: Copper Neutral**

	\$ Price Adder
100 A-600 A	132.

**Table 9.31: 200% Rated Neutrals**

Panelboards with 200% rated neutrals are not available with 250 A J- and K-frame main circuit breakers or integral lighting contactors		Add Per Panel \$ Price
100 A ■	one #6-2/0 kcmil Al/Cu per lug	586.
225 A ■	one #6-350 kcmil Al/Cu per lug	763.
400 A ■	one #1/0-750 kcmil Al/Cu per lug or two 1/0-300 kcmil per lug	950.

■ Two incoming neutral lugs per panel

**Table 9.32: Metal Directory Frame**

	\$ Price Adder
Replaces standard plastic stick-on directory pouch	140.

**Table 9.33: Hinged Door-in-Door Trim**

	Add Per Panel \$ Price
Hinged Door-in-Door Trim has piano hinge down one side. Inner door has a lock, outer door is retained with screws	646.
Hinged Door-in-Door with Outer Door Lock in place of screws	836.

**Table 9.34: Weatherproof or Dusttight Cabinets-Type 3R, 5, 12**

	\$ Price Adder
<b>Note:</b> 600 A LC main circuit breaker NQ panelboards are not available with a weatherproof enclosure (Use I-Line)	1516.
400 and 600 A NQ panelboards with sub-feed circuit breakers are not available with a weatherproof enclosure (Use I-Line).	

**Table 9.35: Optional Factory Assembled Lugs for Main Lug Interiors**

Main Lug Interiors:	Price Per Pole Adder			
	100A	225A	400A	600A
Aluminum Compression Lugs	58.	58.	148.	148.
Copper Mechanical Lugs	70.	108.	148.	168.
Copper Compression Lugs	70.	108.	148.	168.

**Table 9.36: Optional Factory Assembled Lugs for Main Circuit Breaker Interiors**

Main Circuit Breaker Interiors:	Price Per Pole Adder			
	H Frame	J Frame	LA Frame	LC Frame
Aluminum Compression Lugs	58.	98.	148.	148.
Copper Mechanical Lugs	70.	108.	148.	148.
Copper Compression Lugs	70.	108.	148.	148.

Note: optional lugs are not available for Q frame main or QOB circuit breakers

**Table 9.37: Surgeloc® Hard Bus TVSS—Model IMA ♦**

Surge Current Rating kA	Voltage		
	120/240 V 1Ø3W	208Y/120 V 3Ø4W	240/120 V 3Ø4W High Leg
100	12110.	14310.	14310.
120	13454.	15654.	15654.
160	16386.	18586.	18586.
200	19196.	23596.	23596.
240	23760.	27440.	27440.

**Table 9.38: Surgeloc TVSS Options**

Description	\$ Price
Surge Counter	1650.
Dry Contacts	Standard
Remote Monitor	2588.

♦ TVSS units add 18" of box height in NQ panelboards  
Note: Additional factory modifications, see 9-12.

**Table 9.39: NQ Lighting Contactors—Mechanically Held**

Ampacity	Mechanically Held		
	Type	\$ Price	Minimum Additional Box Height Required H (in.)
<b>Square D Type PB ▲</b>			
30 A 2P	PBM10B	3772.	18
60 A 2P	PBP10B	4634.	
75 A 2P	PBN10B	4986.	
100 A 2P	PBQ10B	5072.	
150 A 2P	PBR10B	7156.	
200 A 2P	PBV10B	8692.	
225 A 2P	PBW10B	9830.	
30 A 3P	PBM11B	3740.	
60 A 3P	PBP11B	4754.	
75 A 3P	PBN11B	5628.	
100 A 3P	PBQ11B	6454.	
150 A 3P	PBR11B	8078.	
200 A 3P	PBV11B	8736.	
225 A 3P	PBW11B	10062.	
<b>ASCO Type 920 □</b>			
30 A 2P	9202030	4694.	18
60 A 2P	9202060	5954.	
75 A 2P	9202075	5954.	
100 A 2P	9202100	6194.	
150 A 2P	9202150	9242.	
200 A 2P	9202200	10882.	
225 A 2P	9202225	11875.	
30 A 3P	9203030	5436.	
60 A 3P	9203060	7638.	
75 A 3P	9203075	7638.	
100 A 3P	9203100	9184.	
150 A 3P	9203150	12998.	
200 A 3P	9203200	14434.	
225 A 3P	9203225	15750.	

**Table 9.40: Current Density Rated Panelboard Bus and Special Plating for Copper Bus**

Ampacity	Copper Bus Special Plating \$ List Price Adder ▲	Current Density Rated Bus \$ List Price Adder	
	Tin or Silver Plating	1000 A/in <sup>2</sup> Cu	750 A/in <sup>2</sup> Al
100 A	1240.	510.	340. ■
125 A	1240.	510.	340. ■
225 A	1240.	610. ◆	340. ■
250 A	1240.	610. ◆	456. ■
400 A	2080.	830.	572. ■

**Table 9.41: NQ Panelboard Split Bus Bars**

Maximum Ampacity MLO	\$ List Price Adder		Maximum Number of Pole Spaces Available		Box Height (ft.)
	1-phase	3-phase	Main	Split	
<b>NQ Panelboards—125 A Maximum Lugs on Split Bus Section ▼</b>					
225 A	600.	900.	18	30	44
	600.	900.	30	18	44
	600.	900.	30	30	44

Note: For applications with main circuit breaker panelboards, contact the Square D/Schneider Electric local Field Sales Office.

- ▲ Standard copper bus plating material  
– NQ: Silver plated bus/tin plated connectors
- Not available in NQ.
- ◆ NQ available in 42 circuit only.
- ★ Additional box height required when using contactor.
- ▼ When greater than 125 A lugs are required on the split section of the bus, consult your local Square D/Schneider Electric sales office for box height.
- △ If two-wire control is required — Square D Add 708. (No additional width or depth required)
- If two-wire control is required — ASCO Add 1412. (No additional width or depth required)

**Main Circuit Breaker Without Overload Trip (Automatic Molded Case Switch)**

- (Not UL Listed)  
\$ Price as standard main circuit breaker, No adder

**Shunt Trip Circuit Breakers**

- See page 7-35 for pricing.

**NOTE:** For molded case switch and automatic molded case switch short circuit current ratings, see page 7-33.

**For information on the following Special Features please refer to the Supplemental & Obsolescence Digest.**

- Powerlogic® metering ◇
- Customer equipment space (NQ) ◇
- Increased box depth ◇
- Increased gutters—top, bottom and sides ◇
- Non-standard paint ◇
- Welded base channel ◇
- Type 1 gasketed ◇
- Type 2 drip hood ◇
- Type 3R/4/4X/5/12 stainless steel enclosure ◇
- Type 4X fiberglass enclosure ◇
- Stainless steel trim front ◇
- Padlockable hasp ◇
- Special locks (Corbin, Yale, Best) ◇
- Equal height boxes ◇
- Common trim to cover two equal height boxes ◇
- Panelboard skirt—hides conduits feeding a panelboard ◇
- Panelboard wireway—for terminating conduit in wireway endwall ◇
- Panelboard interiors and special fronts to fit existing boxes

◇ Supported by the Panelboard Product Selector

**Table 9.42: NQ Standard Aluminum Mechanical Lugs—Main Lugs**

Panel Type	Ampere Rating	Lug Wire Range <sup>▲</sup>
NQ	100	one #6-2/0 Al/Cu
	225	one #6-350 kcmil Al/Cu
	400	one 1/0-750 kcmil or two 1/0-350 kcmil Al/Cu
	600	two 1/0-750 kcmil Al/Cu



**Table 9.43: NQ Standard Aluminum Mechanical Lugs—Main Circuit Breaker**

Panel Type	Ampere Rating	Circuit Breaker Type	Lug Wire Range <sup>▲</sup>
NQ	100	QOB	one #4-#2/0 Al/Cu
	100	FI	one #14-#1/0 Al/Cu
	150	HD, HG, HJ, HL	one #14-#3/0 Al/Cu
	225	QB, QD, QG, QJ	one #14-1/0 Cu or #8-1/0 Al
	250	JD, JG, JJ, JL	one #3/0-350 kcmil Al/Cu <sup>▲</sup>
	250	KI	one #1/0-350 kcmil Al/Cu
	400	LA, LH	one #1-600 kcmil Al/Cu or two #1-250 kcmil Al/Cu
	600	LC	two #4/0-500 kcmil Al/Cu

<sup>▲</sup> The lug range shown is for the highest amperage of the circuit breaker frame shown in the table.

**A**

Accessories  
 NQ merchandised panelboards 8

**B**

Branch circuit breakers for panelboards  
 QO/QOB circuit breakers for NQ panelboards 9

**F**

Factory assembled NQ panelboards  
 branch circuit breakers 10  
 sub-feed circuit breakers 10

**H**

Hard Bus TVSS 11  
 hinged trim for NQ panelboards 6–7

**L**

Lighting and appliance panelboards 6, 10  
 Lighting contactors  
 mechanically held ASCO Type 920 12  
 Lugs - optional - for NQ Panelboards 11

**M**

Main circuit breaker  
 without overload trip panelboards 12

**N**

NQ factory assembled panelboards  
 pricing procedures 5  
 NQ merchandised panelboards 6  
 20" wide enclosures panelboards 6–8  
 main lug interiors with TVSS 6  
 pricing procedures 5  
 NQ panelboards 10  
 series ratings 4  
 terminal data 13  
 NQ factory assembled panelboards 10, 11

**P**

Panelboards  
 NQ factory assembled 10–11  
 feed-thru lugs 11  
 shunt trip circuit breakers 12  
 sub-feed lugs 11  
 Pricing procedures  
 merchandised and factory assembled panelboards 5

**S**

Series ratings 4  
 NQ panelboards 4  
 Shunt trip circuit breakers panelboards 12  
 Surgelogic  
 TVSS 11

**T**

Terminal data  
 NQ panelboards 13  
 TVSS  
 Surgelogic 11  
 TVSS in NQ Panelboards  
 Factory Assembled Adder 11  
 Ready to Assemble Interiors 6–7  
 Type 1 Enclosures for NQ Panelboards 6–7  
 Type 3R, 5 and 12 Enclosures for NQ Panelboards 6–7





**Schneider Electric USA**

1010 Airpark Center Drive  
Nashville, TN 37217 USA  
1-888-Square D  
1-888-778-2733  
[www.us.SquareD.com](http://www.us.SquareD.com)

1640PL0801 © 2008 Schneider Electric All Rights Reserved

## X-ON Electronics

Largest Supplier of Electrical and Electronic Components

*Click to view similar products for [Schneider manufacturer](#):*

Other Similar products are found below :

[HMIGTO2310](#) [GS1AE21](#) [METSEPM8240](#) [LC1DT25B7](#) [LU9M1](#) [7D](#) [7S](#) [7XA1](#) [8501RS44V24](#) [8501RSD14P14V51](#) [8501XM4](#)  
[8501XO20V03Y414](#) [9001KXRK](#) [9001SKR9P35RH25](#) [9001SKT35L31](#) [9003K2C003GA](#) [9007AA1](#) [9007BA1](#) [9007C54D](#) [9007C62A2](#)  
[9007C68T5](#) [9007CA11](#) [9007FA3](#) [9007HA4](#) [9007HA6](#) [9007KA1](#) [9007KB11](#) [9007MS01S0206](#) [9007MS10S0100](#) [9012GAR4](#) [9012GAW2](#)  
[9012GBW1](#) [9012GDW5E3](#) [9012GFW1](#) [9012GNG1](#) [9012GNG3](#) [9012GNG6](#) [9013FHG39J69](#) [9013GHG2J30](#) [9050JCK2F30V14](#) [GZ1E02](#)  
[A9F07125](#) [ATS01N222RT](#) [ATV12H018F1](#) [RSL1PRJU](#) [9001KA35](#) [9001KA3G](#) [9001KR1GH5](#) [9001KXSDC](#) [9007C52A2](#)