



Thyristors type T52 are of modern design with internal spring loaded contacts, glass-to-metal seal and pressure welding encapsulation. Designed for use in power electronic circuits and equipment under normal operating conditions.

KEY PARAMETERS

| | |
|--------------------|---------------------------------|
| U_{DRM}, U_{RRM} | up to 1200 V |
| $I_{T(AV)}$ | 80 A |
| I_{TSM} | 1450 A |
| du/dt^* | 1000 V/μs |
| di/dt | 100 A/μs |

* maximum (non standard) value

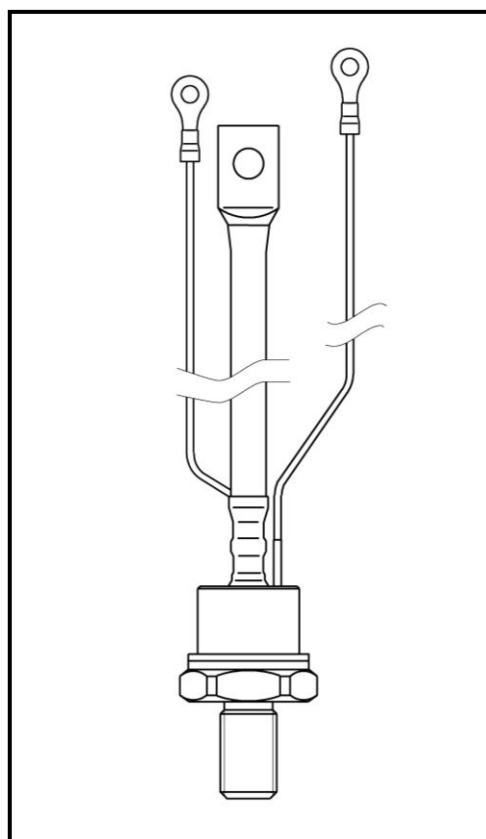
FEATURES

- all diffused design
- high current capabilities
- high surge current capabilities
- high rates voltages
- high du/dt
- low gate current
- dynamic gate
- low thermal impedance
- tested according to IEC standards
- compact size and small weight

APPLICATION

- High Power Drives
- DC Motor Control
- High Voltage Power Supplies

Designed for use in high power industrial and commercial power electronic circuits and equipment where high currents are encountered and high reliability is essential.



Outline type code: JEDEC TO-209AC
(TO-94)

See package details for further information

T52-80

Phase Control Thyristor



KKT5280, April 2003 version

ORDERING INFORMATION

When ordering please refer to device code builder presented below.
Please use the complete part number when ordering, quote or in any future correspondence relating to your order.

T52-80-□□

└─── voltage class (hundreds of volts)

This is standard device, with no dynamic parameters specified and standard accessory set.
Please refer to **Electrical Parameters** if specific dynamic demands have to be met.
Those information, as well as any other concerning non-standard accessories e.g. stud thread, custom leads length or lead terminal connector type should be included in the order.

ELECTRICAL PARAMETERS

Voltage ratings

| Voltage class | U_{DRM}, U_{RRM} | U_{DSM}, U_{RSM} | I_{DRM}, I_{RRM} |
|---------------|--------------------|--------------------|--------------------|
| | V | V | mA |
| 04 | 400 | 500 | 10 |
| 06 | 600 | 700 | |
| 08 | 800 | 900 | |
| 10 | 1000 | 1100 | |
| 12 | 1200 | 1300 | |

du/dt group codes

| Group code | du/dt |
|------------|--------------------|
| | V/μs |
| 0 | no specified value |
| 4 | 200 |
| 5 | 320 |
| 6 | 500 |
| 7 | 1000 |

Zakłady Elektronowe LAMINA S.A.
Puławska 34
PL-05-500 Piaseczno
POLAND

Tel.: +48-22-7572731
Tel.: +48-22-3989409
Fax.: +48-22-3989407
e-mail: sekretariat@lamina.com.pl
www.lamina.com.pl

T52-80

Phase Control Thyristor



Zakłady Elektronowe
LAMINA S.A.

KKT5280, April 2003 version

Electrical properties

| Parameter | Unit | Test conditions | Value |
|---|--------------|------------------------|---|
| Average on-state current | $I_{T(AV)}$ | A | 80 |
| Case temperature | T_c | °C | 90 |
| RMS on-state current | $I_{T(RMS)}$ | A | 125 |
| Surge current | I_{TSM} | A | $T_j=125^\circ\text{C}$, $U_R=0,8U_{RRM}$, $t_p=10\text{ms}$ |
| I^2t – value | I^2t | kA^2s | 10,5 |
| On-state voltage max. | U_{TM} | V | $T_j=25^\circ\text{C}$, $I_{TM}=500\text{A}$ |
| Threshold voltage | $U_{T(T0)}$ | V | 0,93 |
| Slope resistance | r_T | $\text{m}\Omega$ | 3,20 |
| Latching current | I_L | mA | $T_j=25^\circ\text{C}$, $U_D=12\text{V}$ |
| Holding current | I_H | mA | $T_j=25^\circ\text{C}$, $U_D=12\text{V}$ |
| Circuit commutated turn-off time (typical) | t_q | μs | $T_j=125^\circ\text{C}$, $I_{TM}=50\text{A}$, $di_R/dt=5\text{A}/\mu\text{s}$, $du/dt=20\text{V}/\mu\text{s}$, $U_D=0,67U_{DRM}$, $U_{RM}=100\text{V}$ |
| Turn-On time (typical) | t_{on} | μs | $I_{TM}=100\text{A}$, $U_{DM}=100\text{V}$ |
| Rate of rise of on-state current-repetitive | di/dt | $\text{A}/\mu\text{s}$ | $T_j=125^\circ\text{C}$, $I_{TM}=3I_{T(AV)}$, $U_D=0,67U_{DRM}$, $f=50\text{Hz}$, $I_{GM}=1\text{A}$, $di_G/dt=1\text{A}/\mu\text{s}$ |
| Critical rate of raise of off-state voltage | du/dt | $\text{V}/\mu\text{s}$ | $T_j=125^\circ\text{C}$, $U_D=0,67U_{DRM}$ |
| Gate current to trigger | I_{GT} | mA | $T_j=25^\circ\text{C}$, $U_D=12\text{V}$ |
| Gate voltage to trigger | U_{GT} | V | $T_j=25^\circ\text{C}$, $U_D=12\text{V}$ |

Thermal properties

| Parameter | Unit | Test conditions | Value |
|--------------------------------------|---------------------------|-----------------|------------|
| Thermal resistance, junction to case | R_{thJC} | °C/W | DC |
| Thermal resistance, case to heatsink | R_{thCS} | °C/W | 0,25 |
| Operating junction temperature | $T_{jmin} \dots T_{jmax}$ | °C | 0,12 |
| Storage temperature | T_{stg} | °C | -40...+125 |

Mechanical properties

| Parameter | Unit | Value |
|-----------------|------|-------|
| Mounting torque | M | Nm |
| Weight | m | g |

Zakłady Elektronowe LAMINA S.A.
Puławska 34
PL-05-500 Piaseczno
POLAND

Tel.: +48-22-7572731
Tel.: +48-22-3989409
Fax.: +48-22-3989407
e-mail: sekretariat@lamina.com.pl
www.lamina.com.pl

T52-80

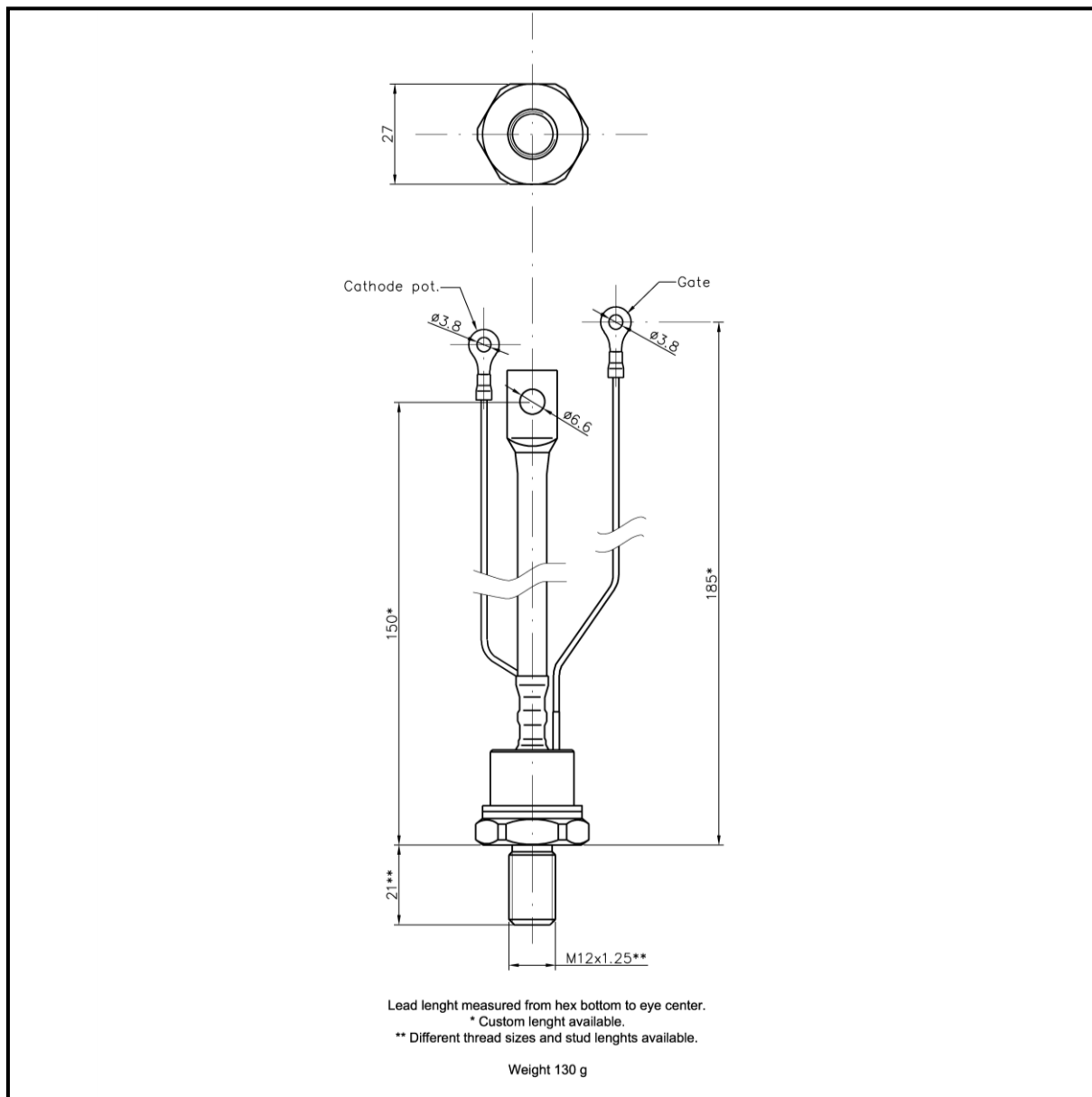
Phase Control Thyristor



Zakłady Elektroniczne
LAMINA S.A.

KKT5280, April 2003 version

Package details



For further package information, please contact Sales & Marketing Department. All dimensions in mm, unless stated otherwise.
Do not scale.

Zakłady Elektroniczne LAMINA S.A.
Puławska 34
PL-05-500 Piaseczno
POLAND

Tel.: +48-22-7572731
Tel.: +48-22-3989409
Fax.: +48-22-3989407
e-mail: sekretariat@lamina.com.pl
www.lamina.com.pl

T52-80

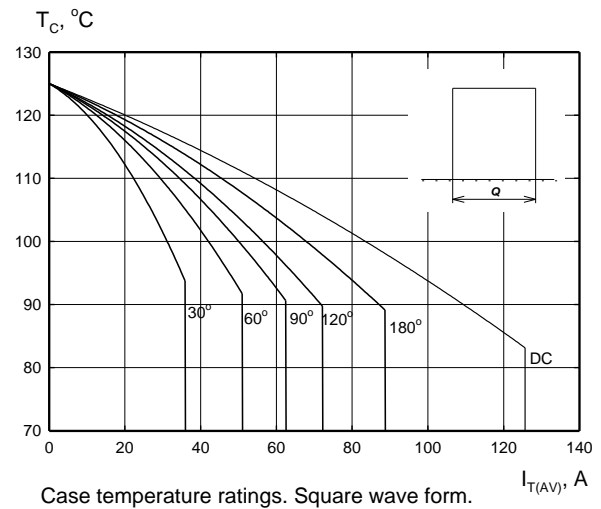
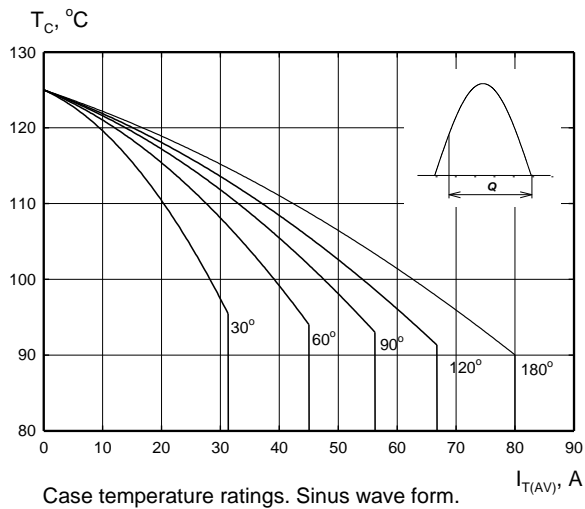
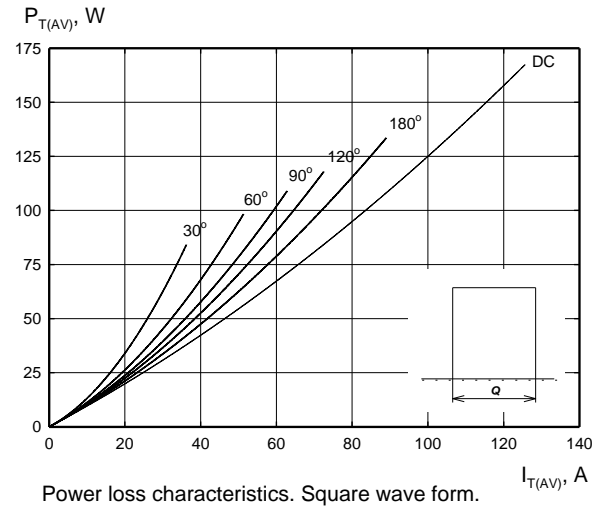
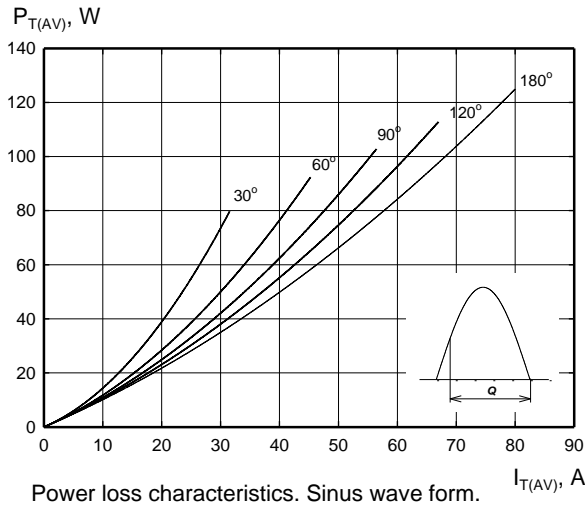
Phase Control Thyristor



Zakłady Elektronowe
LAMINA S.A.

KKT5280, April 2003 version

CHARACTERISTICS



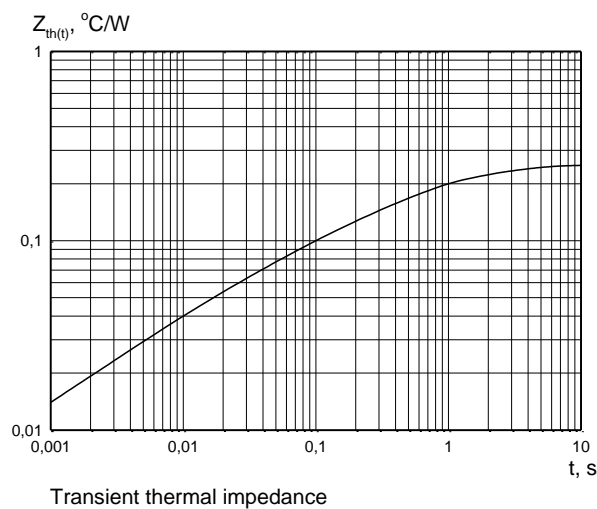
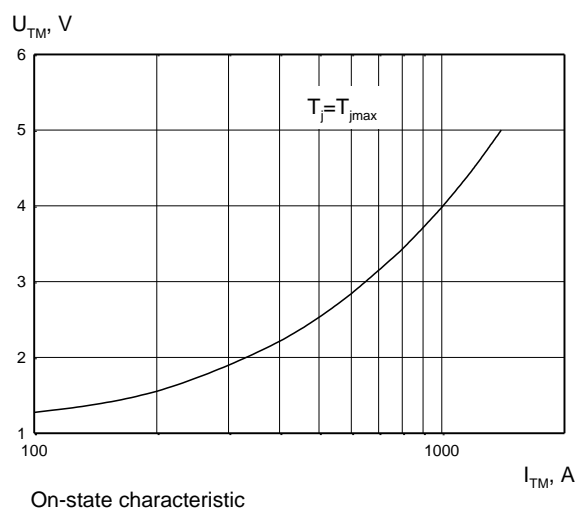
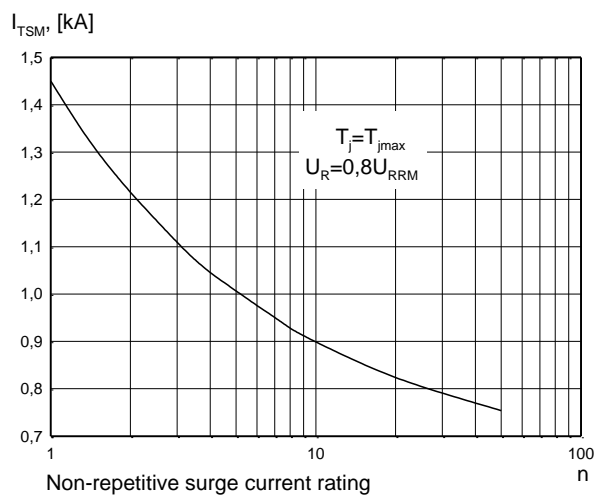
Zakłady Elektronowe LAMINA S.A.
Puławska 34
PL-05-500 Piaseczno
POLAND

Tel.: +48-22-7572731
Tel.: +48-22-3989409
Fax.: +48-22-3989407
e-mail: sekretariat@lamina.com.pl
www.lamina.com.pl

T52-80

Phase Control Thyristor

KKT5280, April 2003 version

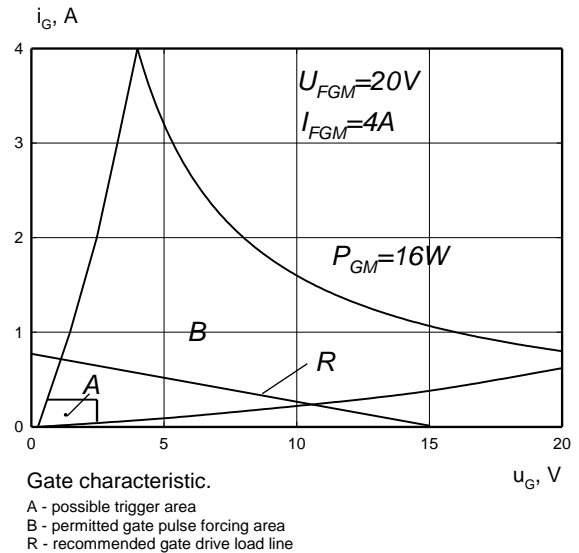
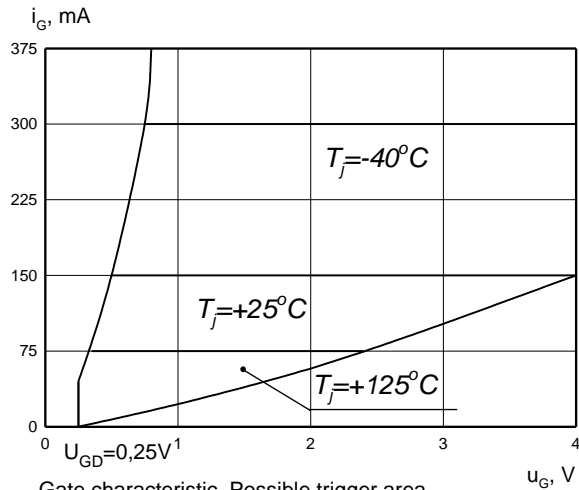


T52-80

Phase Control Thyristor

KKT5280, April 2003 version

Gate characteristics



HEATSINKS

LAMINA S.I. has its own proprietary range of extruded aluminium heatsinks designed to optimise the performance of our semiconductors with natural and forced air flow. High efficiency water cooled copper heatsinks are also available.

POWER ASSEMBLY CAPABILITY

LAMINA S.I. provides a support for those customers requiring more than a basic semiconductor and offers precisely assembled Power Blocks according to factory or customer standards.

X-ON Electronics

Largest Supplier of Electrical and Electronic Components

Click to view similar products for [SCRs category](#):

Click to view products by [KUBARA LAMINA manufacturer](#):

Other Similar products are found below :

[NTE5428](#) [NTE5448](#) [NTE5457](#) [NTE5511](#) [T1500N16TOF VT](#) [T720N18TOF](#) [T880N14TOF](#) [T880N16TOF](#) [TN1205H-6G](#) [TN1215-800B-TR](#)
[TS110-7UF](#) [TT104N12KOF-A](#) [TT104N12KOF-K](#) [TT162N16KOF-A](#) [TT162N16KOF-K](#) [TT330N16AOF](#) [VS-111RKI120PBF](#) [VS-16RIA100](#)
[VS-22RIA20](#) [VS-2N5206](#) [VS-2N685](#) [VS-40TPS08A-M3](#) [VS-50RIA10](#) [057219R](#) [T1190N16TOF VT](#) [T1220N22TOF VT](#) [T201N70TOH](#)
[T830N14TOF](#) [T830N18TOF](#) [TD92N16KOF-A](#) [TT250N12KOF-K](#) [VS-ST180S12P0V](#) [VS-25RIA40](#) [VS-16RIA120](#) [VS-30TPS08PBF](#)
[TN1215-800G-TR](#) [NTE5427](#) [NTE5442](#) [X0405NF 1AA2](#) [VS-ST300S20P0PBF](#) [T2160N28TOF VT](#) [TT251N16KOF-K](#) [VS-22RIA100](#) [VS-](#)
[16RIA40](#) [CR02AM-8#F00](#) [VS-ST110S12P0VPBF](#) [TD250N16KOF-A](#) [GA301A](#) [VS-ST110S16P0](#) [VS-10RIA10](#)