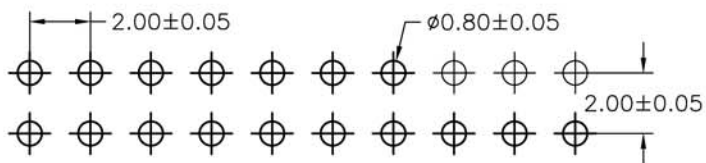
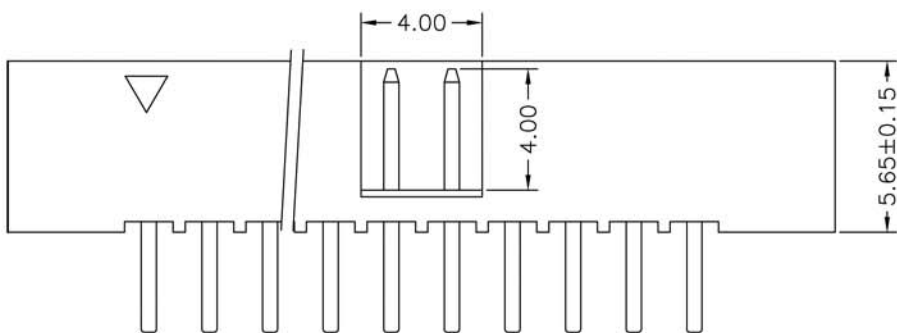
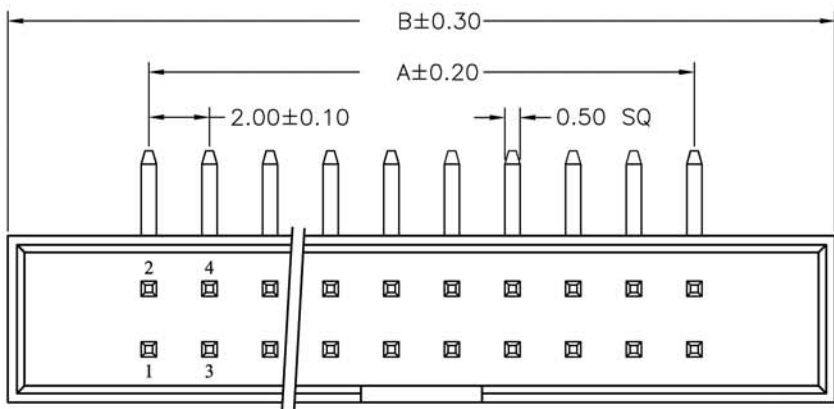


This document is the property of Amphenol Corporation and is delivered on the express condition that it is not to be disclosed, reproduced or used, in whole or in part, for the manufacture or sale by anyone other than Amphenol Corporation without its prior consent, and that no right is granted to disclose or to use any information in this document.



Recommended PCB Layout

No. of PINS	Dimension Information		No. of PINS	Dimension Information	
	A	B		A	B
06	4.00	13.34	36	34.00	43.34
08	6.00	15.34	38	36.00	45.34
10	8.00	17.34	40	38.00	47.34
12	10.00	19.34	42	40.00	49.34
14	12.00	21.34	44	42.00	51.34
16	14.00	23.34	46	44.00	53.34
18	16.00	25.34	48	46.00	55.34
20	18.00	27.34	50	48.00	57.34
22	20.00	29.34	52	50.00	59.34
24	22.00	31.34	54	52.00	61.34
26	24.00	33.34	56	54.00	63.34
28	26.00	35.34	58	56.00	65.34
30	28.00	37.34	60	58.00	67.34
32	30.00	39.34	62	60.00	69.34
34	32.00	41.34	64	62.00	71.34

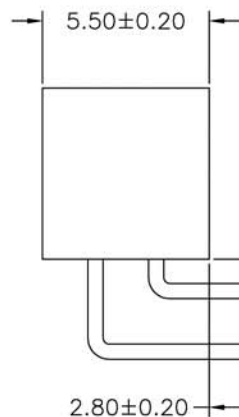


SPECIFICATIONS:

Current Rating: 1.5AMP
 Contact Resistance: 20mΩ Max
 Insulation Resistance: 1000MΩ Min
 Withstand Voltage: 500V AC/minute
 Voltage rating data: 250V AC/rms 60HZ
 Operation Temperature: -40°C to +105°C
 Reflow Condition: 260±5°C, 5s

Contact: Brass
 plating: See plating options
 Insulator: High Temperature Thermoplastic
 UL94V-0 Rated
 Standard: PA6T+30%G.F

Note:
 Recommended PCB thickness is 1.6mm~2.0mm



T823 X XX XX XX 00 X EU

Box Header w/o Latch, 2.0pitch
 Housing Color: 0:Grey, 1:Black
 No of Positions: 06: 6 positions, 64: 64positions
 Plating Options: A1: Gold flash over 50" Ni, A2: 15u" Gold over 50" Ni, A3: 30u" Gold over 50" Ni, S1: 15u" Gold/Tin over 50" Ni, SN: Full Tin over 50" Ni
 EU: RoHS Compliant
 Variation code C=STD,PBT, 2.8mm Pin tail, H=high Temp Nylon 6T, L=LCP
 Direction S1=ST DIP, R1=R/A DIP

TOLERANCE (mm)	APPROVALS	DATE	TITLE	AMPHENOL Amphenol European Design Center	
X. ±0.3	DRAWN Stephane	2010/FEB/8	2.0 Box header Dip R/A Type	Scale N.A.	Sheet 1 of 1
X.X ±0.2	CHECKED Rob	2010/FEB/8			
X.XX ±0.15	APPROVED Rob	2010/FEB/8			
UNLESS OTHERWISE SPECIFIED	UNIT: mm	SIZE: A4	DRAWING N°	T823-XXXXXR100HEU	
				REV. B	

X-ON Electronics

Largest Supplier of Electrical and Electronic Components

Click to view similar products for [Headers & Wire Housings](#) category:

Click to view products by [Amphenol](#) manufacturer:

Other Similar products are found below :

[95000-104TRLF](#) [10135584-644402LF](#) [DF62W-EP2022PCA](#) [95000-106TRLF](#) [DF62W-2022SCA](#) [48050-002LF](#) [DF62W-EP2022PC](#) [2203348](#)
[DF62W-2022SC](#) [1084018](#) [1029039](#) [1084017](#) [802-10-012-10-002000](#) [1112640](#) [1112639](#) [000-34000](#) [0008550134](#) [0009482033](#) [0009507031](#)
[0009524054](#) [57102-F02-18ULF](#) [57102-S06-03LF](#) [57202-S52-04LF](#) [PCN6-15S-2.5E](#) [0039019024](#) [58102-G61-06LF](#) [582553-1](#) [0009485154](#)
[0009508121](#) [0022285053](#) [0050291907](#) [018731A](#) [LY20-4P-DT1-P1E-BR](#) [02.125.8002.8](#) [60101931](#) [60598-1 \(Cut Strip\)](#) [M1625-3R/100](#) [61062-3](#)
[61082-181009](#) [636-1427](#) [638009-1](#) [641938-9](#) [641991-4](#) [644168-1](#) [644827-2](#) [647662-1](#) [65039-019ELF](#) [65692-001LF](#) [65781-018](#) [65781-047](#)