

**HINGED-COVER, TYPE 1**



**APPLICATION**

These boxes feature a recessed, slotted flush latch for security as well as knockouts on all four sides, making them suitable for a wide variety of applications.

**FEATURES**

- Various sizes of easily removable concentric knockouts on all four sides
- Butt hinges
- Mounting holes on back of box
- Provision for grounding

**SPECIFICATIONS**

- 16 or 14 gauge steel

**FINISH**

ANSI 61 gray polyester powder paint finish inside and out over pretreated surfaces. Unless otherwise specified, all custom cutout boxes are finished with ANSI 61 gray polyester paint.

**ACCESSORIES**

See *Accessories*.  
 T-Handle Latch and Keyed Cylinder Lock Kits  
 Grounding Device  
 Touch-Up Paint

**BULLETIN: A90HC**

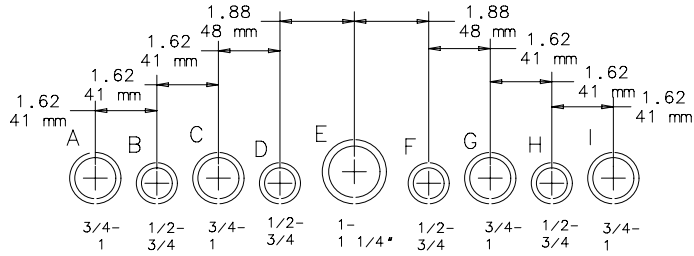
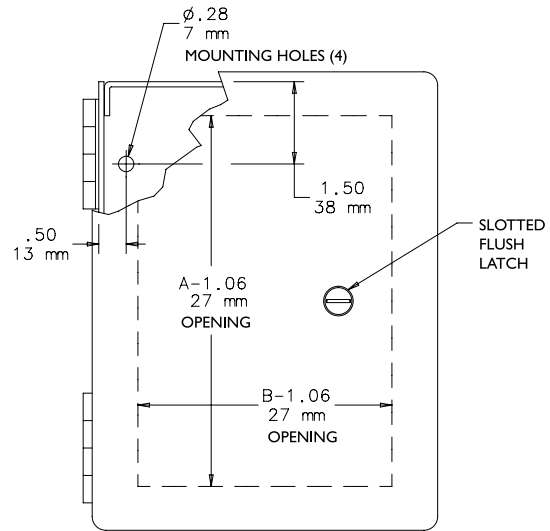
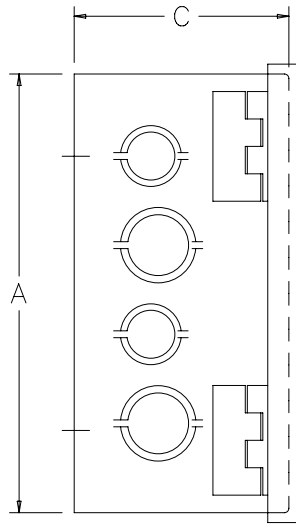
**INDUSTRY STANDARDS**

UL 50, 50E Listed; Type 1; File No. E27567  
 cUL Listed per CSA C22.2 No 40; Type 1; File No. E27567

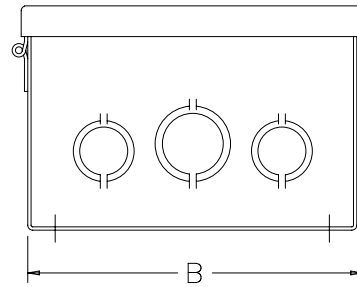
NEMA/EEMAC Type 1  
 CSA, File 42184: Type 1  
 IEC 60529. IP30

Standard Product

Catalog Number	AxBxC in.	AxBxC mm	Knockout Pattern along "A" Sides	Knockout Pattern along "B" Sides
AHE6X4X4	6.00 x 4.00 x 4.00	152 x 102 x 102	B-C-D	B-C
AHE6X6X4	6.00 x 6.00 x 4.00	152 x 152 x 102	B-C-D	B-C-D
AHE8X6X4	8.00 x 6.00 x 4.00	203 x 152 x 102	F-G-H-I	B-C-D
AHE8X8X4	8.00 x 8.00 x 4.00	203 x 203 x 102	F-G-H-I	F-G-H-I
AHE10X8X4	10.00 x 8.00 x 4.00	254 x 203 x 102	F-G-H-I	F-G-H-I
AHE10X10X4	10.00 x 10.00 x 4.00	254 x 254 x 102	F-G-H-I	C-D-E-F-G
AHE12X8X4	12.00 x 8.00 x 4.00	305 x 203 x 102	C-D-E-F-G	F-G-H-I
AHE12X10X4	12.00 x 10.00 x 4.00	305 x 254 x 102	C-D-E-F-G	C-D-E-F-G
AHE12X12X4	12.00 x 12.00 x 4.00	305 x 305 x 102	C-D-E-F-G	C-D-E-F-G
AHE16X12X4	16.00 x 12.00 x 4.00	406 x 305 x 102	B-C-D-E-F-G-H	C-D-E-F-G
AHE18X12X4	18.00 x 12.00 x 4.00	457 x 305 x 102	A-B-C-D-E-F-G-H-I	C-D-E-F-G
AHE6X6X6	6.00 x 6.00 x 6.00	152 x 152 x 152	B-C-D	B-C-D
AHE8X8X6	8.00 x 8.00 x 6.00	203 x 203 x 152	F-G-H-I	F-G-H-I
AHE10X8X6	10.00 x 8.00 x 6.00	254 x 203 x 152	F-G-H-I	F-G-H-I
AHE10X10X6	10.00 x 10.00 x 6.00	254 x 254 x 152	F-G-H-I	C-D-E-F-G
AHE12X10X6	12.00 x 10.00 x 6.00	305 x 254 x 152	C-D-E-F-G	C-D-E-F-G
AHE12X12X6	12.00 x 12.00 x 6.00	305 x 305 x 152	C-D-E-F-G	C-D-E-F-G
AHE16X12X6	16.00 x 12.00 x 6.00	406 x 305 x 152	B-C-D-E-F-G-H	C-D-E-F-G
AHE16X16X6	16.00 x 16.00 x 6.00	406 x 406 x 152	B-C-D-E-F-G-H	B-C-D-E-F-G-H
AHE18X12X6	18.00 x 12.00 x 6.00	457 x 305 x 152	A-B-C-D-E-F-G-H-I	C-D-E-F-G
AHE18X18X6	18.00 x 18.00 x 6.00	457 x 457 x 152	A-B-C-D-E-F-G-H-I	A-B-C-D-E-F-G-H-I
AHE24X18X6	24.00 x 18.00 x 6.00	610 x 457 x 152	A-B-C-D-E-F-G-H-I	A-B-C-D-E-F-G-H-I
AHE24X24X6	24.00 x 24.00 x 6.00	610 x 610 x 152	A-B-C-D-E-F-G-H-I	A-B-C-D-E-F-G-H-I
AHE30X24X6	30.00 x 24.00 x 6.00	762 x 610 x 152	A-B-C-D-E-F-G-H-I	A-B-C-D-E-F-G-H-I
AHE36X24X6	36.00 x 24.00 x 6.00	914 x 610 x 152	A-B-C-D-E-F-G-H-I	A-B-C-D-E-F-G-H-I
AHE36X24X8	36.00 x 24.00 x 8.00	914 x 610 x 203	A-B-C-D-E-F-G-H-I	A-B-C-D-E-F-G-H-I



CONDUIT SIZES  
**Knockout Pattern**  
 (from outside of box)



C2571-C

NOTE: Refer to table for applicable knockout pattern.

## **X-ON Electronics**

Largest Supplier of Electrical and Electronic Components

*Click to view similar products for [Hoffman](#) manufacturer:*

Other Similar products are found below :

[A-1412CHQR](#) [A-6P4G](#) [A-202408LP](#) [CSD20168SS](#) [CSD20206](#) [CSD20208SS](#) [CSD24168](#) [CSD36248](#) [CSD36308](#) [PCU7](#) [PDS76R](#)  
[PRA197TP](#) [PT126](#) [A10086CH](#) [A1008CHNFSS](#) [A10106CH](#) [A10106CHFL](#) [A10106PHCW](#) [A1043DSC](#) [A1066JFGQRR](#) [A12106CHQRFG](#)  
[A1212SC](#) [A1412CHNFSS](#) [A161208LP](#) [A161410CH](#) [A16148CHQRFG](#) [A16H12ALP](#) [A18P16AL](#) [A24H2408SSLP](#) [A24H24BLP](#)  
[Q13138PCE](#) [A36P24](#) [Q3PBPCDM](#) [A404CH](#) [A606CHNF](#) [A606NF](#) [A806SC](#) [A845JFGR](#) [A864CHQRFGW](#) [A90P36F1](#) [HJ1412HWPL2LG](#)  
[HJ1816HWPL2LG](#) [RHJ1210HWPL2LG](#) [AS125SS](#) [ASE10X10X4](#) [ASE12X12X4](#) [E1PBG](#) [E2PBG](#) [E3PB](#) [LED24V15](#)