




SOLID STATE INC.

46 FARRAND STREET
BLOOMFIELD, NEW JERSEY 07003

www.solidstateinc.com

SILICON POWER SWITCHING TRANSISTORS

2N5320, 2N5321 NPN
2N5322, 2N5323 PNP



TO-39
Metal Can Package

Medium Power Amplifier and Switching Applications

ABSOLUTE MAXIMUM RATINGS

DESCRIPTION	SYMBOL	2N5320	2N5321	2N5322	2N5323	UNITS
Collector Emitter Voltage	V_{CEO}	75	50	75	50	V
Collector Base Voltage	V_{CBO}	100	75	100	75	V
Emitter Base Voltage	V_{EBO}	7	5	7	5	V
Collector Current - Continuous	I_C	2.0				A
Base Current	I_B	1.0				A
Power Dissipation@ $T_a=25^\circ\text{C}$ Derate Above 25°C	P_D	1 5.71				W mW/ $^\circ\text{C}$
Power Dissipation@ $T_c=25^\circ\text{C}$ Derate Above 25°C	P_D	10 57.14				W mW/ $^\circ\text{C}$
Operating And Storage Junction Temperature Range	T_j, T_{slg}	- 65 to +200				$^\circ\text{C}$

THERMAL CHARACTERISTICS

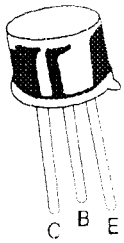
Junction to Ambient in free air	$R_{th(j-a)}$	175	$^\circ\text{C/W}$
Junction to Case	$R_{th(j-c)}$	17.5	$^\circ\text{C/W}$

ELECTRICAL CHARACTERISTICS ($T_a=25^\circ\text{C}$ unless specified otherwise)

DESCRIPTION	SYMBOL	TEST CONDITION	MIN	MAX	UNITS
Collector Emitter Voltage	V_{CEO}	$I_C=100\text{mA}, I_B=0$ 2N5320/5322 2N5321/5323	75 50		V V
Collector Cut Off Current	I_{CEX}	$V_{CE}=70\text{V}, V_{BE}=1.5\text{V}, T_c=150^\circ\text{C}$ 2N5320/5322		5	mA
		$V_{CE}=45\text{V}, V_{BE}=1.5\text{V}, T_c=150^\circ\text{C}$ 2N5321/5323		5	mA
		$V_{CE}=100\text{V}, V_{BE}=1.5\text{V}$ 2N5320/5322		100	μA
		$V_{CE}=75\text{V}, V_{BE}=1.5\text{V}$ 2N5321/5323		100	μA
Emitter Cut Off Current	I_{EBO}	$V_{BE}=5\text{V}, I_C=0$ 2N5321/5323		100	μA
		$V_{BE}=7\text{V}, I_C=0$ 2N5320/5322		100	μA

SILICON POWER SWITCHING TRANSISTORS

2N5320, 2N5321 NPN
2N5322, 2N5323 PNP



TO-18
Metal Can Package

ELECTRICAL CHARACTERISTICS ($T_a=25^\circ\text{C}$ unless specified otherwise)

DESCRIPTION	SYMBOL	TEST CONDITION	MIN	TYP	MAX	UNITS
DC Current Gain	$^*h_{FE}$	$I_C=1\text{A}, V_{CE}=2\text{V}$ 2N5320/5322 *	10			
		$I_C=0.5\text{A}, V_{CE}=4\text{V}$ 2N5320/5322 2N5321/5323	30 40		130 250	
Collector Emitter Saturation Voltage	$^*V_{CE(sat)}$	$I_C=500\text{mA}, I_B=50\text{mA}$ 2N5320 2N5321 2N5322 2N5323			0.5 0.8 0.7 1.2	V V V V
Base Emitter On Voltage	$^*V_{BE(on)}$	$I_C=500\text{mA}, V_{CE}=4\text{V}$ 2N5320/5322 2N5321/5323			1.1 1.4	V V

DYNAMIC CHARACTERISTICS

Small Signal Current Gain	h_{fe}	$I_C=50\text{mA}, V_{CE}=4\text{V}, f=10\text{MHz}$	5			
---------------------------	----------	---	---	--	--	--

SWITCHING CHARACTERISTICS

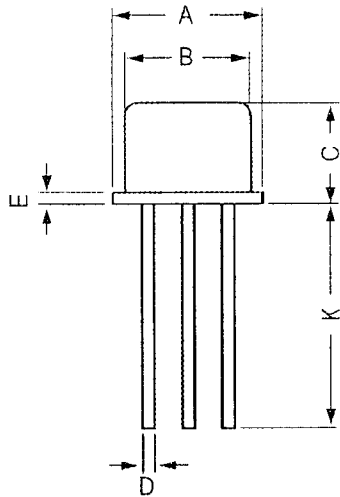
Turn On time	t_{on}	$V_{CC}=30\text{V}, I_C=500\text{mA}, I_{B1}=50\text{mA}$ 2N5320/5321 2N5322/5323			80 100	ns ns
Turn Off time	t_{off}	$V_{CC}=30\text{V}, I_C=500\text{mA}, I_{B1}=I_{B2}=50\text{mA}$ 2N5320/5321 2N5322/5323			800 1000	ns ns

*Pulsed: Pulse width $\leq 300\mu\text{s}$, duty cycle $\leq 2\%$

2N5320, 2N5321 NPN
 2N5322, 2N5323 PNP

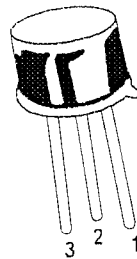
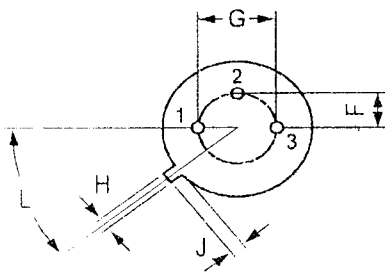
TO-39
 Metal Can Package

TO-39 Metal Can Package



All dimensions are in mm

DIM	MIN	MAX
A	8.50	9.39
B	7.74	8.50
C	6.09	6.60
D	0.40	0.53
E	—	0.88
F	2.41	2.66
G	4.82	5.33
H	0.71	0.86
J	0.73	1.02
K	12.70	—
L	42 DEG	48 DEG



PIN CONFIGURATION
 1. EMITTER
 2. BASE
 3. COLLECTOR

X-ON Electronics

Largest Supplier of Electrical and Electronic Components

Click to view similar products for [Solid State manufacturer](#):

Other Similar products are found below :

[151RA120](#) [1N4553B](#) [1N3289A](#) [2N6165](#) [1N5645A](#) [P0900EA](#) [1N4056R](#) [2N4860A](#) [1N2976RB](#) [1N5302](#) [2N2920](#) [1N3350RB](#) [2N6433](#)
[1N3340B](#) [1N2978B](#) [MJ10015](#) [MJ11012](#) [1N4056](#) [1N1184RA](#) [1N3327B](#) [50RIA80](#) [RCA423](#) [2N2920A](#) [2N3810](#) [1N3346B](#) [1N2989B](#)
[1N3008B](#) [1N1199A](#) [2N683](#) [1N2997B](#) [2N4991](#) [1N4722](#) [1N1183A](#) [3N201](#) [1N3015B](#) [1N2970B](#) [T6420M](#) [1N3309B](#) [1N2982RB](#) [2N6661](#)
[1N1202A](#) [PMD17K100](#) [1N3313B](#) [2N5321](#) [1N3315B](#) [1N2971B](#) [1N3493](#) [50RIA40](#) [2N4990](#) [PMD16K80](#)