

W-Series
WDU 2.5 GN

Weidmüller Interface GmbH & Co. KG
Klingenbergstraße 16
D-32758 Detmold
Germany
Fon: +49 5231 14-0
Fax: +49 5231 14-292083
www.weidmueller.com

Product image**Klippon® Connect with clamping yoke Technology**

The high reliability and variety of designs of the terminal blocks with clamping yoke connections make planning easier and optimises operational safety. Klippon® Connect provides a proven response to a range of different requirements.

General ordering data

Type	WDU 2.5 GN
Order No.	1020090000
Version	Feed-through terminal, Screw connection, 2.5 mm ² , 800 V, 24 A, Green
GTIN (EAN)	4008190147792
Qty.	100 pc(s).

W-Series
WDU 2.5 GN

Weidmüller Interface GmbH & Co. KG
 Klingenbergstraße 16
 D-32758 Detmold
 Germany
 Fon: +49 5231 14-0
 Fax: +49 5231 14-292083
 www.weidmueller.com

Technical data**Dimensions and weights**

Width	5.1 mm	Width (inches)	0.201 inch
Height	60 mm	Height (inches)	2.362 inch
Depth	46.5 mm	Depth (inches)	1.831 inch
Weight	8.45 g	Net weight	7.49 g

Temperatures

Operating temperature range	For operating temperature range see EC Design Test Certificate / IEC Ex-Certificate of Conformity	Continuous operating temp., min.	-60 °C
Continuous operating temp., max.	130 °C		

Material data

Material	Wemid	Colour	Green
UL 94 flammability rating	V-0		

Rating data IECEx/ATEX

Certificate No. (ATEX)	DEMKO 14ATEX1338U	Certificate No. (IECEX)	IECEXULD14.0005U
Max. voltage (ATEX)	690 V	Current (ATEX)	24 A
Wire cross section max. (ATEX)	2.5 mm ²	Max. voltage (IECEX)	690 V
Current (IECEX)	24 A	Wire cross section max. (IECEX)	2.5 mm ²
Operating temperature range	For operating temperature range see EC Design Test Certificate / IEC Ex-Certificate of Conformity	Marking EN 60079-7	Ex eb II C Gb
Ex 2014/34/EU label	II 2 G D		

System specifications

Version	Screw connection, for plug-in cross-connector, for screwable cross-connection, One end without connector	Tightening torque (clamping screw for aluminium conductors)	0.4 Nm
Tightening torque (clamping screw for copper conductors)	0.4...0.8 Nm	End cover plate required	Yes
Number of potentials	1	Number of levels	1
No. of clamping points per level	2	Number of potentials per tier	1
Levels cross-connected internally	No	PE connection	No
Mounting rail	TS 35	N-function	No
PE function	No	PEN function	No

2 clampable conductors (H05V/H07V) with equal cross-section (rated connection)

Cross-section for connected wire, solid, two clampable wires, min.	0.5 mm ²	Cross-section for connected wire, solid, two clampable wires, max.	1.5 mm ²
Wire connection cross section, finely stranded, two clampable wires, min.	0.5 mm ²	Wire cross-section, finely stranded, two clampable wires, max.	1.5 mm ²
Wire connection cross section, finely stranded with wire-end ferrules DIN 46228/1, 2 clampable wires, min.	0.5 mm ²	Wire connection cross section, finely stranded with wire-end ferrules DIN 46228/1, 2 clampable wires, max.	1.5 mm ²

W-Series
WDU 2.5 GN

Weidmüller Interface GmbH & Co. KG
 Klingenbergstraße 16
 D-32758 Detmold
 Germany
 Fon: +49 5231 14-0
 Fax: +49 5231 14-292083
 www.weidmueller.com

Technical data**Additional technical data**

Explosion-tested version	Yes	Number of similar terminals	1
Open sides	right	Type of mounting	Snap-on

CSA rating data

Certificate No. (CSA)	200039-1057876	Current size C (CSA)	20 A
Voltage size C (CSA)	600 V	Wire cross section max. (CSA)	12 AWG
Wire cross section min. (CSA)	26 AWG		

Conductors for clamping (rated connection)

Blade size	0.6 x 3.5 mm	Clamping range, max.	4 mm ²
Clamping range, min.	0.05 mm ²	Clamping screw	M 2.5
Connection cross-section, stranded, max.	4 mm ²	Connection cross-section, stranded, min.	1.5 mm ²
Connection direction	on side	Gauge to IEC 60947-1	A3
Number of connections	2	Stripping length	10 mm
Tightening torque, max.	0.8 Nm	Tightening torque, min.	0.4 Nm
Torque level with DMS electric screwdriver	1	Twin wire-end ferrules, max.	1.5 mm ²
Twin wire-end ferrules, min.	0.5 mm ²	Type of connection	Screw connection
Wire connection cross section AWG, max.	AWG 12	Wire connection cross section AWG, min.	AWG 30
Wire connection cross section, finely stranded, max.	4 mm ²	Wire connection cross-section, finely stranded with wire-end ferrules DIN 46228/1, max.	2.5 mm ²
Wire connection cross-section, finely stranded with wire-end ferrules DIN 46228/1, min.	0.5 mm ²	Wire connection cross-section, finely stranded with wire-end ferrules DIN 46228/4, max.	2.5 mm ²
Wire connection cross-section, finely stranded with wire-end ferrules DIN 46228/4, min.	0.5 mm ²	Wire connection cross-section, finely stranded, min.	0.5 mm ²
Wire connection cross-section, solid core, max.	4 mm ²	Wire connection cross-section, solid core, min.	0.5 mm ²

Rating data

Rated cross-section	2.5 mm ²	Rated voltage	800 V
Rated current	24 A	Current at maximum wires	32 A
Standards	IEC 60947-7-1	Volume resistance according to IEC 60947-7-x	1.33 mΩ
Rated impulse withstand voltage	8 kV	Pollution severity	3

UL rating data

Certificate No. (UR)	E60693	Conductor size Factory wiring max. (UR)	12 AWG
Conductor size Factory wiring min. (UR)	30 AWG	Conductor size Field wiring max. (UR)	12 AWG
Conductor size Field wiring min. (UR)	28 AWG	Current size B (UR)	25 A
Current size C (UR)	25 A	Voltage size B (UR)	600 V
Voltage size C (UR)	600 V		

**W-Series
WDU 2.5 GN**

Weidmüller Interface GmbH & Co. KG
 Klingenbergstraße 16
 D-32758 Detmold
 Germany
 Fon: +49 5231 14-0
 Fax: +49 5231 14-292083
 www.weidmueller.com

Technical data**Classifications**

ETIM 3.0	EC000897	ETIM 4.0	EC000897
ETIM 5.0	EC000897	ETIM 6.0	EC000897
UNSPSC	30-21-18-11	eClass 5.1	27-14-11-20
eClass 6.2	27-14-11-20	eClass 7.1	27-14-11-20
eClass 8.1	27-14-11-20	eClass 9.0	27-14-11-20
eClass 9.1	27-14-11-20		

Product information

Descriptive text ordering data	Rated voltage 400V when using cross-connection ZQV. See section "W-series accessories" for colours available.
Descriptive text technical data	2.5 mm ² conductor with wire end ferrule plus plastic collar only with collar optimised for diameter (order No. 1333100000, 500 pcs)
Instructions for accessories	Ensure 2.5 mm ² max. when using the WQB. Only 400 V when using the shielding rail LS 2,8 1056400000.

Approvals

Approvals



ROHS Conform

Downloads

Approval/Certificate/Document of Conformity	CFAT_WDU 2.5.pdf IECEXULD14.0005U_e.pdf CB Testreport CB Certificate DE_PT1001_20160414_156_ISSUE01.pdf ACF-ATEX_4786180920
Engineering Data	EPLAN, WSCAD, Zuken E3.S
Engineering Data	STEP
User Documentation	NTI_IECEX_WDU-WPE 2.5.pdf

Safety noteSafety notice [Safety Information](#)

Data sheet

W-Series
WDU 2.5 GN

Weidmüller Interface GmbH & Co. KG
Klingenbergstraße 16
D-32758 Detmold
Germany
Fon: +49 5231 14-0
Fax: +49 5231 14-292083
www.weidmueller.com

Drawings



**W-Series
WDU 2.5 GN**

Weidmüller Interface GmbH & Co. KG
 Klingenbergstraße 16
 D-32758 Detmold
 Germany
 Fon: +49 5231 14-0
 Fax: +49 5231 14-292083
 www.weidmueller.com

Accessories

DEK 5/5



WS/ DEK

MultiMark DEK/WS connector markers use an innovative composite material made from two components. The hard base contour of the marker snaps securely into the connector. The elastic surface finish makes the marker easy to mount. This specially punched material enables the strips to be stretched to accommodate the slight variations in spacing that tend to add up, especially with long terminal blocks. Another advantage: the excellent printability of the surface material guarantees durable and wear-resistant labelling. A print resolution of 300 dpi also produces a very legible script.

Your benefits with MultiMark

- Compatible with Weidmüller modular terminal blocks
- Firm hold and durable printing
- Continuous strips save installation time
- Easy mounting thanks to an innovative composite material
- Large label field for optimal legibility
- High levels of flexibility thanks to manufacturer-independence

General ordering data

Type	Order No.	Version	GTIN (EAN)	Qty.
DEK 5/5 MM WS	2007110000	Dekafix, Terminal marker, 5 x 5 mm, Weidmueller, White	4050118391862800	pc(s).

Partition plates



Klippon® Connect with clamping yoke Technology

The high reliability and variety of designs of the terminal blocks with clamping yoke connections make planning easier and optimises operational safety. Klippon® Connect provides a proven response to a range of different requirements.

General ordering data

Type	Order No.	Version	GTIN (EAN)	Qty.
WTW EN	1058800000	W-Series, Separation plate	400819014017520	pc(s).

**W-Series
WDU 2.5 GN**

Weidmüller Interface GmbH & Co. KG
 Klingenbergstraße 16
 D-32758 Detmold
 Germany
 Fon: +49 5231 14-0
 Fax: +49 5231 14-292083
 www.weidmueller.com

Accessories
WQB B

Klippon® Connect with clamping yoke Technology


The high reliability and variety of designs of the terminal blocks with clamping yoke connections make planning easier and optimises operational safety. Klippon® Connect provides a proven response to a range of different requirements.

General ordering data

Type	Order No.	Version	GTIN (EAN)	Qty.
WQB B/10	1579050000	W-Series, Cross-connector, For the terminals, No. of poles: 10	4008190094508	20 pc(s).
WQB B/4	1579030000	W-Series, Cross-connector, For the terminals, No. of poles: 4	4008190185046	50 pc(s).
WQB B/2	1579010000	W-Series, Cross-connector, For the terminals, No. of poles: 2	4008190021696	50 pc(s).
WQB B/24	1579060000	W-Series, Cross-connector, For the terminals, No. of poles: 24	4008190188597	20 pc(s).
WQB B/6	1579040000	W-Series, Cross-connector, For the terminals, No. of poles: 6	4008190081041	20 pc(s).
WQB B/3	1579020000	W-Series, Cross-connector, For the terminals, No. of poles: 3	4008190062392	50 pc(s).

W-Series
WDU 2.5 GN

Weidmüller Interface GmbH & Co. KG
 Klingenbergstraße 16
 D-32758 Detmold
 Germany
 Fon: +49 5231 14-0
 Fax: +49 5231 14-292083
 www.weidmueller.com

Accessories
SchT group marker carrier


The SchT 5 S group tag carriers are clipped directly onto the TS 32 mounting rail (G-rail) or the TS 35 mounting rail (top-hat rail). It is therefore possible to label the terminal strip irrespective of the terminal and the type of terminal. SchT 5 and SchT 5 S are fitted with ESO 5, STR 5 protective strips.

The SchT 7 is a hinged group tag carrier for inlay tags which enables easy access to the clamping screw. The SchT 7 is fitted with ESO 7, STR 7 protective strips or DEK 5.

SchT 9/4 and SchT 14/6 are hinged group tag carriers for single dekafix and WS tags that enable easy access to the clamping screw.

SchT 9/4 and SchT 14/6 are fitted with WS or DEK. Inlay tags and protective strips can be found under "Accessories".

General ordering data

Delivery status	Available until	Type	Order No.	Version	GTIN (EAN)	Qty.
Discontinued	2015-07-31T00:00:00+02:00	SCHT 9/4	1278460000	SCHT, Terminal marker, 32 x 4 mm, Pitch in mm (P): 5.00 Beige	4008190086930	20 pc(s).
		SCHT 7	0517960000	SCHT, Terminal marker, 39.3 x 8 mm, Pitch in mm (P): 7.00 White	4008190001742	20 pc(s).
This article will no longer be available in the future.	2017-06-30T00:00:00+02:00	SCHT 14/6	1269060000	SCHT, Terminal marker, 44.3 x 6 mm, Pitch in mm (P): 6.00 Beige	4008190051396	20 pc(s).

Test adapter

Klippon® Connect with clamping yoke Technology

The high reliability and variety of designs of the terminal blocks with clamping yoke connections make planning easier and optimises operational safety. Klippon® Connect provides a proven response to a range of different requirements.

General ordering data

Type	Order No.	Version	GTIN (EAN)	Qty.
WTA 2/ZA WDU2.5-10	1632330000	W-Series, Test adapter	4008190257330	25 pc(s).
WTA 2 WDU2.5-10	1632320000	W-Series, Test adapter	4008190257347	25 pc(s).

W-Series
WDU 2.5 GN

Weidmüller Interface GmbH & Co. KG
 Klingenbergstraße 16
 D-32758 Detmold
 Germany
 Fon: +49 5231 14-0
 Fax: +49 5231 14-292083
 www.weidmueller.com

Accessories
ZQV 2.5N

Spring connection with PUSH IN Technology

The innovative PUSH IN technology reduces the amount of time you spend on wiring to a minimum. Direct insertion guarantees high conductor pull-out forces and simple handling for all conductor types.

General ordering data

Type	Order No.	GTIN (EAN)	Qty.
ZQV 2.5N/6	1527630000	4050118448429	20 pc(s).
ZQV 2.5N/50	1527730000	4050118411362	5 pc(s).
ZQV 2.5N/20	2108920000	4050118485899	20 pc(s).
RD			
ZQV 2.5N/3	1527570000	4050118448450	60 pc(s).
ZQV 2.5N/6	2108720000	4050118448504	20 pc(s).
RD			
ZQV 2.5N/3	1527770000	4050118448641	60 pc(s).
BL			
ZQV 2.5N/2	1527540000	4050118448467	60 pc(s).
ZQV 2.5N/6	1527820000	4050118448610	20 pc(s).
BL			
ZQV 2.5N/3	2108690000	4050118448535	60 pc(s).
RD			
ZQV 2.5N/4	1527780000	4050118448634	60 pc(s).
BL			
ZQV 2.5N/50	1527920000	4050118448559	5 pc(s).
BL			
ZQV 2.5N/7	1527830000	4050118448603	20 pc(s).
BL			
ZQV 2.5N/20	1527890000	4050118448566	20 pc(s).
BL			
ZQV 2.5N/9	2108900000	4050118448474	20 pc(s).
RD			
ZQV 2.5N/10	2108910000	4050118486018	20 pc(s).
RD			
ZQV 2.5N/9	1527680000	4050118447996	20 pc(s).
ZQV 2.5N/10	1527880000	4050118448573	20 pc(s).
BL			
ZQV 2.5N/2	2108470000	4050118448542	60 pc(s).
RD			
ZQV 2.5N/8	1527670000	4050118448405	20 pc(s).
ZQV 2.5N/5	2108710000	4050118448511	20 pc(s).
RD			
ZQV 2.5N/8	1527840000	4050118448597	20 pc(s).
BL			
ZQV 2.5N/4	1527590000	4050118448443	60 pc(s).
ZQV 2.5N/8	2108870000	4050118448481	20 pc(s).
RD			

Creation date January 18, 2019 1:16:01 PM CET

W-Series WDU 2.5 GN

Weidmüller Interface GmbH & Co. KG
 Klingenbergstraße 16
 D-32758 Detmold
 Germany
 Fon: +49 5231 14-0
 Fax: +49 5231 14-292083
 www.weidmueller.com

Accessories

ZQV 2.5N/9 1527870000	4050118448580	20 pc(s).
BL		
ZQV 2.5N/10 1527690000	4050118447989	20 pc(s).
ZQV 2.5N/50 2109000000	4050118486001	5 pc(s).
RD		
ZQV 2.5N/7 2108810000	4050118448498	20 pc(s).
RD		
ZQV 2.5N/20 1527720000	4050118447972	20 pc(s).
ZQV 2.5N/2 1527740000	4050118448658	60 pc(s).
BL		
ZQV 2.5N/5 1527620000	4050118448436	20 pc(s).
ZQV 2.5N/7 1527640000	4050118448412	20 pc(s).
ZQV 2.5N/5 1527790000	4050118448627	20 pc(s).
BL		
ZQV 2.5N/4 2108700000	4050118448528	60 pc(s).
RD		

WQV 2.5



Klippon® Connect with clamping yoke Technology

The high reliability and variety of designs of the terminal blocks with clamping yoke connections make planning easier and optimises operational safety. Klippon® Connect provides a proven response to a range of different requirements.

General ordering data

Type	Order No.	Version	GTIN (EAN)	Qty.
WQV 2.5/4	1053860000	W-Series, Cross-connector, For the terminals, No. of poles: 4	4008190049706	50 pc(s).
WQV 2.5/2	1053660000	W-Series, Cross-connector, For the terminals, No. of poles: 2	4008190031121	50 pc(s).
WQV 2.5/3	1053760000	W-Series, Cross-connector, For the terminals, No. of poles: 3	4008190058999	50 pc(s).
WQV 2.5/10	1054460000	W-Series, Cross-connector, For the terminals, No. of poles: 10	4008190135089	20 pc(s).

**W-Series
WDU 2.5 GN**

Weidmüller Interface GmbH & Co. KG
 Klingenbergstraße 16
 D-32758 Detmold
 Germany
 Fon: +49 5231 14-0
 Fax: +49 5231 14-292083
 www.weidmueller.com

Accessories

Blank



The WAD connector marker is suitable for W-series terminals and for the WEW 35/2 and ZEW 35/2 end brackets. The markers are available as blank markers, with custom printing or standard print with lightning symbol. The WAD MultiCard markers are suitable for labelling with PrintJet ADVANCED printers.

- High-quality and resistant printing with PrintJet
- WAD marker and cover for the W-series terminals and the WEW 35/2 or ZEW 35/2 end brackets
- Available as blank markers, with custom printing or standard print with lightning symbol
- Quick and easy installation

For custom printing: Please send us a file of our labeling software M-Print PRO or M-Print PRO Online (without installation) for your labeling specifications.

General ordering data

Type	Order No.	Version	GTIN (EAN)	Qty.
WAD 5 MC NE GE	1112920000	Group marker, Cover, 33.3 x 403224889 177 1 48 pc(s). 5 mm, Pitch in mm (P): 5.00 Yellow		
WAD 5 MC NE WS	1112910000	Group marker, Cover, 33.3 x 403224889 1689 48 pc(s). 5 mm, Pitch in mm (P): 5.00 White		

W-Series WDU 2.5 GN

Weidmüller Interface GmbH & Co. KG
 Klingenbergstraße 16
 D-32758 Detmold
 Germany
 Fon: +49 5231 14-0
 Fax: +49 5231 14-292083
 www.weidmueller.com

Accessories

Blank



The Dekafix (DEK) marker is the universal marker for all conductor and plug-in connectors as well as for electronic sub-assemblies. The system is ideal for short number sequences and covers a wide range of ready-printed markers.

Strips for fast installation in only one work step. The printing is easy to read, rich in contrast and available in various widths.


- Large range of ready-to-use markers
- Strips for fast installation
- Terminal markers, suitable for all Weidmüller cable connectors
- Available as blank MultiCard or with standard printing

For custom printing: Please send us a file of our labeling software M-Print PRO or M-Print PRO Online (without installation) for your labeling specifications.

General ordering data

Type	Order No.	Version	GTIN (EAN)	Qty.
DEK 5/5 MC NE WS	1609801044	Dekafix, Terminal marker, 5 x 5 mm, Pitch in mm (P): 5.00 Weidmueller, White	4008190397111	1,000 pc(s).

ZGB pivotable group tag holder



The ZGB 15 is a hinged group tag carrier. The tag carrier can hold the dekafix 5, WS 12/5 terminal markers or the inlay tag ESO 15.

The ZGB 30 is a hinged group tag carrier. The tag carrier can hold the dekafix 5, WS 12/5 terminal markers or the inlay tag ESO 7.

Inlay tags and protective strips can be found under "Accessories".

General ordering data

Type	Order No.	Version	GTIN (EAN)	Qty.
ZGB 15	1636530000	Terminal markers, Terminal marker, 15 x 7 mm, Pitch in mm (P): 5.00 White	4008190297053	20 pc(s).
ZGB 30	1611930000	Terminal markers, Terminal marker, 32 x 7 mm, Pitch in mm (P): 5.00 White	400819000225	120 pc(s).

**W-Series
WDU 2.5 GN**

Weidmüller Interface GmbH & Co. KG
 Klingenbergstraße 16
 D-32758 Detmold
 Germany
 Fon: +49 5231 14-0
 Fax: +49 5231 14-292083
 www.weidmueller.com

Accessories

Non-insulated sockets




Klippon® Connect with clamping yoke Technology

The high reliability and variety of designs of the terminal blocks with clamping yoke connections make planning easier and optimises operational safety. Klippon® Connect provides a proven response to a range of different requirements.

General ordering data

Type	Order No.	Version	GTIN (EAN)	Qty.
STB 8.5/ D4/2.3/M2.5 AKZ	0215700000	Accessories, Socket	4008190184872	50 pc(s).

End plates



Klippon® Connect with clamping yoke Technology

The high reliability and variety of designs of the terminal blocks with clamping yoke connections make planning easier and optimises operational safety. Klippon® Connect provides a proven response to a range of different requirements.

General ordering data

Type	Order No.	Version	GTIN (EAN)	Qty.
WAP 16+35 WTW 2.5-10	1050100000	W-Series, End plate, Seperation plate	4008190079901	20 pc(s).
WAP 2.5-10	1050000000	W-Series, End plate	4008190103149	50 pc(s).
WAP 16+35 WTW 2.5-10 BL	1050180000	W-Series, End plate, Seperation plate	4008190013899	20 pc(s).
WAP 2.5-10 BL	1050080000	W-Series, End plate	4008190136611	50 pc(s).

**W-Series
WDU 2.5 GN**

Weidmüller Interface GmbH & Co. KG
 Klingenbergstraße 16
 D-32758 Detmold
 Germany
 Fon: +49 5231 14-0
 Fax: +49 5231 14-292083
 www.weidmueller.com

Accessories

ZQV 2.5N



Spring connection with tension clamp Technology
 Tension clamp technology is a universal contact system for all common conductor connection types. Its fantastic level of flexibility makes the tension clamp a profitable alternative connection.

General ordering data

Type	Order No.	Version	GTIN (EAN)	Qty.
ZQV 2.5N/2 GE	1693800000	Z-series, Cross-connector, 24 A	4008190883621	60 pc(s).
ZQV 2.5N/4 GE	1693820000	Z-series, Cross-connector, 24 A	4008190883652	60 pc(s).
ZQV 2.5N/10 GE	1693880000	Z-series, Cross-connector, 24 A	4008190883720	20 pc(s).
ZQV 2.5N/20 GE	1909000000	Z-series, Cross-connector, 24 A	4032248535613	20 pc(s).
ZQV 2.5N/3 GE	1693810000	Z-series, Cross-connector, 24 A	4008190883645	60 pc(s).

End brackets



Klippon® Connect with clamping yoke Technology
 The high reliability and variety of designs of the terminal blocks with clamping yoke connections make planning easier and optimises operational safety. Klippon® Connect provides a proven response to a range of different requirements.

General ordering data

Type	Order No.	Version	GTIN (EAN)	Qty.
WEW 35/2	1061200000	W-Series, End bracket	4008190030230	100 pc(s).

**W-Series
WDU 2.5 GN**

Weidmüller Interface GmbH & Co. KG
 Klingenbergstraße 16
 D-32758 Detmold
 Germany
 Fon: +49 5231 14-0
 Fax: +49 5231 14-292083
 www.weidmueller.com

Accessories

Marking Holder



Spring connection with tension clamp Technology

Tension clamp technology is a universal contact system for all common conductor connection types. Its fantastic level of flexibility makes the tension clamp a profitable alternative connection.

General ordering data

Type	Order No.	Version	GTIN (EAN)	Qty.
BZT 1 WS 10/5	1805490000	Accessories, Marker holder	4032248270231	100 pc(s).
BZT 1 ZA WS 10/5	1805520000	Accessories, Marker holder	4032248270248	100 pc(s).

Shielding bus



Klippon® Connect with clamping yoke Technology

The high reliability and variety of designs of the terminal blocks with clamping yoke connections make planning easier and optimises operational safety. Klippon® Connect provides a proven response to a range of different requirements.

General ordering data

Type	Order No.	Version	GTIN (EAN)	Qty.
LS 2.8 WDU2.5-10	1056400000	W-Series, Shield bus	4008190036454	100 pc(s).

**W-Series
WDU 2.5 GN**

Weidmüller Interface GmbH & Co. KG
 Klingenbergstraße 16
 D-32758 Detmold
 Germany
 Fon: +49 5231 14-0
 Fax: +49 5231 14-292083
 www.weidmueller.com

Accessories

Blank



WS markers are the perfect match for the W-series connectors. Thanks to their system compatibility, the WS tags can also be used with the I-series and the Z-series. The large marking surfaces do not only permit long character strings but also multi-line text. WS markers are ideal for labels with long, customised character strings. Thanks to the proven MultiCard format, printing with laser printer, PrintJet ADVANCED, plotter or MC-Mobilo is possible.

- Can be fitted in strips or individually
- Markers in proven MultiCard format

For custom printing: Please send us a file of our labeling software M-Print PRO or M-Print PRO Online (without installation) for your labeling specifications.

General ordering data

Type	Order No.	Version	GTIN (EAN)	Qty.
WS 12/5 MC	1609860000	WS, Terminal marker, 12 x	4008190203481	720 pc(s).
NE WS		5 mm, Pitch in mm (P): 5.00 Weidmueller, Allen-Bradley, White		

X-ON Electronics

Largest Supplier of Electrical and Electronic Components

Click to view similar products for [DIN Rail Terminal Blocks](#) category:

Click to view products by [Weidmuller](#) manufacturer:

Other Similar products are found below :

[00110201060](#) [00110410002](#) [00110420002](#) [00110420004](#) [00110420202](#) [00110420302](#) [00110430002](#) [00110430402](#) [00110440002](#)
[00175111500](#) [0117960000 AP SAK4-10](#) [0117980000 AP SAK4-10 BL](#) [0203069](#) [0205067](#) [0210421](#) [0260015](#) [0261014](#) [0261027](#) [0270018](#)
[0271017](#) [0279560000 AP SAK2.5](#) [0279580000 AP SAK2.5 BL](#) [0302216](#) [0303370](#) [0303396](#) [0304298](#) [0305080](#) [0305226](#) [0305297](#) [0305352](#)
[0308210](#) [0309086](#) [0309109](#) [0309112](#) [0309549](#) [0310321](#) [0310389](#) [0311087](#) [0311126](#) [0311142](#) [0311171](#) [031-12](#) [0311359](#) [0311540](#) [0311728](#)
[0311760](#) [031-238](#) [0313085](#) [0321019](#) [0328920000 SAKS 3/35 G/5X30 500V](#)