


Ultra Precision Power Resistor (10 Watts)




RoHS COMPLIANT

COMPOSITION OF TYPE NUMBER

Example:

PB X 50R000 B



Resistance value, in ohm, is expressed by a series of six characters, five of which represent significant digits. R or K is a dual-purpose letter that designates both the value range (R for ohmic; K for kilo-ohm) and the location of decimal point.

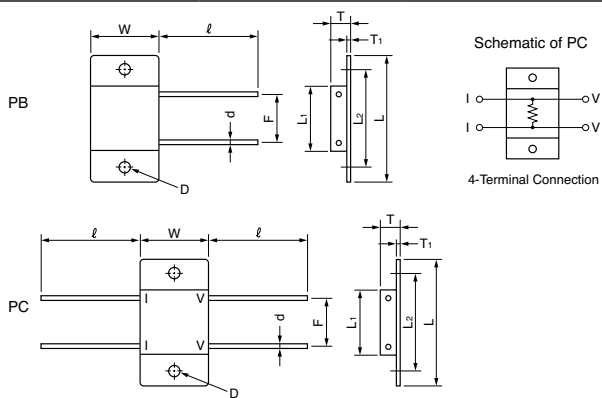
TCR, RESISTANCE RANGE, TOLERANCE, RATED POWER				
Type	TCR (ppm/°C) -25°C to 125°C*	Resistance Range (Ω)	Resistance Tolerance (%)†	Rated Power (W) at 25°C
PB	0±15 (W)	0.4 to 1	1 to ±5 (F, G, J)	2 in free air and 10 On heat sink **
	0±15 (W) 0±5 (X) 0±2.5 (Y)	1 to 5	±0.5 to ±5 (D, F, G, J)	
		5 to 10	±0.1 to ±5 (B, D, F, G, J)	
		10 to 25	±0.05 to ±5 (A, B, D, F, G, J)	
		25 to 50	±0.02 to ±5 (Q, A, B, D, F, G, J)	
	50 to 50k	±0.01 to ±5 (T, Q, A, B, D, F, G, J)		
PC	0±15 (W)	0.002 to 0.05	±0.5 to ±5 (D, F, G, J)	
	0±15 (W) 0±5 (X)	0.05 to 0.1	±0.5 to ±5 (D, F, G, J)	
	0±15 (W) 0±5 (X) 0±2.5 (Y)	0.1 to 5	±0.1 to ±5 (B, D, F, G, J)	
		5 to 10	±0.05 to ±5 (A, B, D, F, G, J)	
		10 to 25	±0.02 to ±5 (Q, A, B, D, F, G, J)	
	25 to 100	±0.01 to ±5 (T, Q, A, B, D, F, G, J)		

* Symbols in parentheses are for type number composition.

† Resistance figures for type PB are the values obtained by measuring the leads at point 12.7±3.2 mm away from the root, but in case of resistance below 10 ohm, the values at 5.08±0.6 mm away.

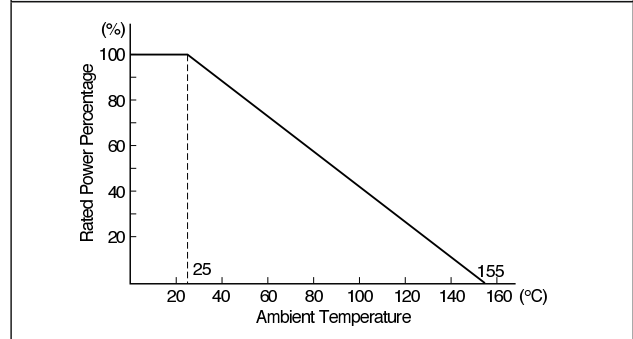
** For heat sinking, an aluminum chassis in 152.4 (L) x 101.6 (W) x 50.8 (H) x 1.0 mm (T) shall be used.

CONFIGURATION (DIMENSIONS IN mm)

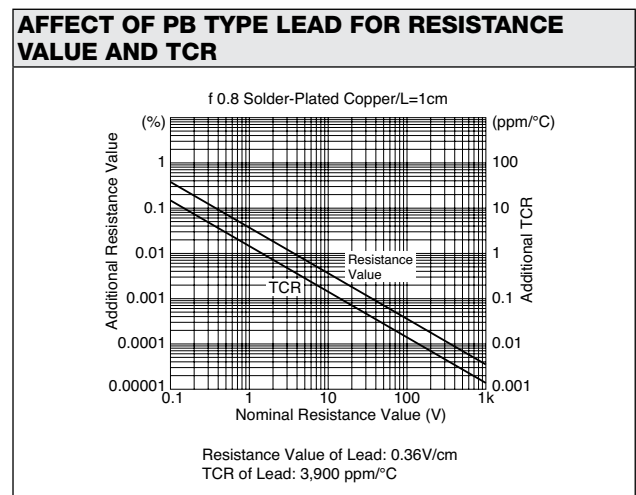
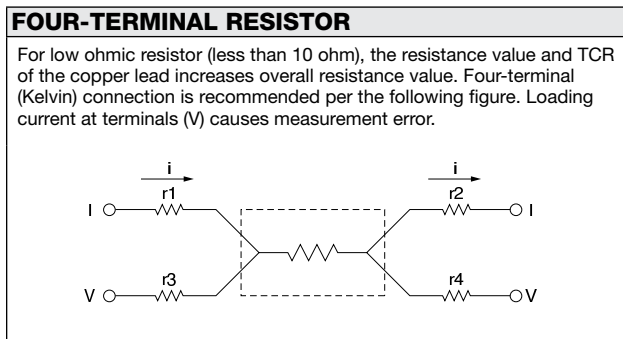
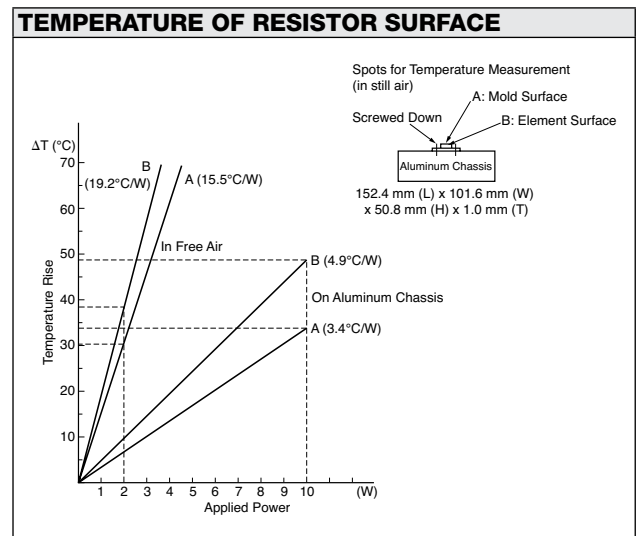
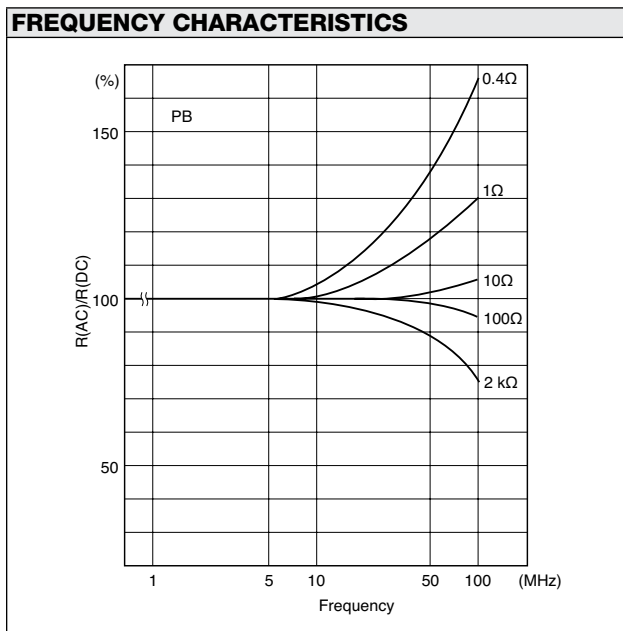


Type	PB	PC
L	40.0±0.2	
L1	20.0±0.2	
L2	30.0±0.5	
W	20.0±0.2	
T	5.0±0.2	
T1	1.0±0.1	
F	15.0±0.5	
ℓ	30±10	
D	Dia. 4.0	
d	Dia. 0.8±0.05	Dia. 1.2±0.05

POWER DERATING CURVE



PERFORMANCE			
Parameters	Test Condition	MIL-R-39009 Specification	ALPHA Typical Test Data
Maximum Rated Operating Temperature Working Temperature Range Maximum Working Voltage Maximum Working Current		25°C -55°C to +155°C 750V PB=5A, PC=32A	
Power Conditioning	25°C, Rated Voltage, 96 hrs.	±0.2%	±0.2%
Low Temperature Storage Dielectric Withstanding Voltage Insulation Resistance Low Temperature Operation Overload Moisture Resistance Terminal Strength	-55°C, No Load, 24 hrs. Atmo. Pres.: AC 1 KV, 1 min. Baro. Pres. 8 mHg: AC 500V, 1min. DC 500V, 2 min. -55°C, Rated Voltage Rated Voltage x 2.5, 5 sec. +65°C to -10°C, 90% RH to 98% RH, Rated Voltage, 10 cycles (240 hrs.) 2.27 kg (5 pounds), 10 sec.	±0.3% ±0.2% over 10,000 MΩ ±0.3% ±0.3% ±0.5% ±0.2%	±0.005% ±0.005% over 10,000 MΩ ±0.005% ±0.01% ±0.05% ±0.005%
Shock Vibration, High Frequency	100G, 6 ms., Sawtooth Wave, X, Y, Z, each 3 shocks 20G, 10 Hz to 2,000 Hz to 10 Hz, 20 min., X, Y, Z, each 4 hrs.	±0.2% ±0.2%	±0.005% ±0.005%
Life	25°C, Rated Power, 1.5 hr. - ON, 0.5 hr. - OFF, 2,000 hrs.	±1.0%	±0.01%
High Temperature Exposure	155°C, No Load, 2,000 hrs.	±1.0%	±0.01%
Solderability	245°C, 5 sec.	over 95% coverage	



X-ON Electronics

Largest Supplier of Electrical and Electronic Components

Click to view similar products for [ALPHA manufacturer](#):

Other Similar products are found below :

[2924 GR001](#) [2934 BK001](#) [2932 GR001](#) [2918 WH001](#) [2936 VI005](#) [2936 BR005](#) [2936 BL005](#) [2932 OR005](#) [2936 BK005](#) [2936 YL005](#) [2936 WH005](#) [2918 BK005](#) [2930 RD005](#) [2926 VI005](#) [F221B3/16 BK204](#) [891265-YL001](#) [891441-GR001](#) [5691-SL005](#) [57636-SL001](#) [58144-SL001](#) [5851-OR001](#) [5852 GR005](#) [5852 YL005](#) [5853 SL001](#) [5854 OR001](#) [5856-BL001](#) [5856-BR001](#) [5856-VI001](#) [5857-SL001](#) [5857-YL001](#) [58604-SL001](#) [58642-SL001](#) [5877-SL005](#) [58803-SL001](#) [5906C-SL001](#) [5922-SL005](#) [5937-SL001](#) [5937-SL002](#) [5942-SL005](#) [5943-SL002](#) [5952-OR001](#) [6017C-SL002](#) [6053C-SL002](#) [6054C-SL002](#) [M13176-SL001](#) [M13505-SL002](#) [M1423-WH001](#) [M14477-SL001](#) [M2441-SL001](#) [M2459-SL001](#)