

Energy Management Energy Analyzer Type EM111

CARLO GAVAZZI



- Single phase energy analyzer
- Class 1 (kWh) according to EN62053-21
- Class B (kWh) according to EN50470-3
- Accuracy $\pm 0.5\%$ RDG (current/voltage)
- Direct current measurement up to 45AAC
- Backlit LCD display with integrated touch key-pad
- Energy readout on display: 7 digit
- Variable readout on display: 4 digit
- Energy measurement: kWh and kvarh (imported/exported); kWh+ by 2 tariffs
- System variables, kW, kvar, V, A, PF, Hz, kWdmd, kWdmd peak
- Self power supply
- Dimensions: 1-DIN module
- Protection degree (front): IP51
- Pulse output (optional, by open collector PNP)
- RS485 Modbus port (optional)
- M-bus port (optional)
- Digital input (for tariff management)
- Easy connection or wrong current direction detection
- Certified according to MID Directive (option PF only): see "how to order" below

Product description

Single-phase energy analyzer with backlit LCD display with integrated touch keypad. Particularly indicated for active energy metering and for cost allocation in

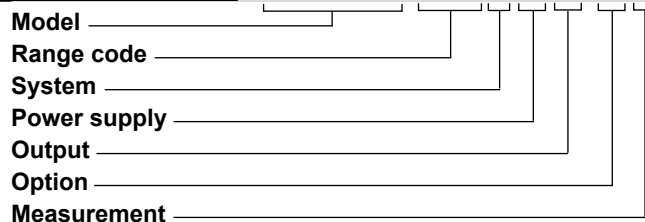
applications up to 45 A (direct connection), with dual tariff management availability. It can measure imported and exported energy or be programmed to consider only

the imported one. Housing for DIN-rail mounting, with IP51 front degree protection. The meter is optionally provided with pulse output proportional to the active energy being

measured, RS485 Modbus port or M-bus port.

MID Certified according to MID Directive, Annex "B" + Annex "D" or Annex "B" + Annex "F" for legal metrology relevant to active electrical energy meters (see Annex MI-003 of MID). Can be used for fiscal (legal) metrology.

How to order EM111-DIN AV8 1 X O1 PF B



Type Selection

Range code	System	Power supply	Output
AV8: 230VLN AC - 5(45)A (Direct connection)	1: 1-phase 2-wire	X: Self power supply -30% +20% of the rated measuring input voltage, 45 to 65Hz	O1: pulse output S1: RS485 Modbus port M1: M-bus port
AV7: 120VLN AC - 5(45)A (Direct connection)			

Option

PF: Certified according to MID Directive, Annex "B" + Annex "D" for legal metrology relevant to active electrical energy meters (see Annex MI-003 of MID). Can be used for fiscal (legal) metrology.

Measurement

B: Only the total positive energy meter is certified according to MID. Negative energy is not measured.

STANDARD

Not certified according to MID Directive. Cannot be used for fiscal (legal) metrology.

How to order EM111-DIN AV8 1 X 01 X

Model _____
 Range code _____
 System _____
 Power supply _____
 Output _____
 Option _____

Type Selection

Range code	System	Power supply	Output
AV8: 230VLN AC - 5(45)A (Direct connection)	1: 1-phase 2-wire	X: Self power supply -30% +20% of the rated measuring input voltage, 45 to 65Hz	O1: pulse output S1: RS485 Modbus port M1: M-bus port
AV7: 120VLN AC - 5(45)A (Direct connection)			

Option

X: none

Input specifications

Rated Inputs			
Current type	1-phase loads, direct connection	Touch key	digit
Current range	5(45)A	Max. and Min. indication	2 (Enter and UP). Max. 999 999.9 Min. 0.0
Nominal voltage	230VLN AC (AV8 option), 120 VLN (AV7 option)	Memory energy storage	Energy
Accuracy (@25°C ±5°C, R.H. ≤60%, 45 to 65 Hz)		Programming parameters	10 ¹⁰ cycles. Energy value is saved every time the less significant digit increases. 10 ¹⁰ cycles. When a parameter is modified, only the relevant memory cell is overwritten
AV7	I _{min} =0.25A; I _b : 5A, I _{max} : 45A; U _n : 120VLN -30% +30%	LEDs	Flashing red light pulses according to EN50470-3, EN62052-11, 1000 imp./ kWh (min. period: 90ms, max. frequency: 11 Hz) Fix orange light: wrong current direction (only with "B" measurement selection)
AV8	I _{min} =0.25A; I _b : 5A, I _{max} : 45A; U _n : 230VLN -30% +20%	Current overloads	
Energies		Continuous	45A, @ 50Hz
Active energy	Class 1 according to EN62053-21, and MID Annex MI-003 Class B (Class B (kWh) according to EN50470-3)	For 10ms	1350 A
Reactive energy	Class 2 according to EN62053-23	Voltage Overloads	
Start-up current:	20mA (AV7, AV8), -20mA (AV7, AV8) positive or negative Self-consumption is not measured.	Continuous	1.2 U _n
Start-up voltage	84VLN (AV7), 161VLN (AV8)	For 500ms	2 U _n
Resolution	Display/serial communication	Input impedance	
Current	0.1/0.001 A	Voltage input 230VL-N	1.2 Mohm
Voltage	0.1/0.1 V	Voltage input 120VL-N	1.2 Mohm
Power	0.01 kW or kVar/ 0.1 W or var	Current inputs: 5(45) A	< 0.5 VA
Frequency	0.1 Hz/0.1Hz		
PF	0.01/ 0.001		
Energies (positive)	0.01 kWh or kvarh / 0.1 kWh or kvarh		
Energies (negative)	0.01 kWh or kvarh / 0.1 kWh or kvarh		
Energy additional errors			
Influence quantities	According to EN62053-21		
Temperature drift	≤200ppm/°C		
Sampling rate	4096 samples/s @ 50Hz 4096 samples/s @ 60Hz		
Display and touch key-pad			
Type	Backlit LCD, 7-digit, h 6 mm		
Read-out	Energy: 7 digit. Variables: 4		

Digital input specifications

Digital inputs

Function	Free of voltage contact Tariff management (switch between t1-t2)	Overload	In case a voltage is erroneously applied to the digital input, the input is not damaged up to 30 VAC/DC.
Number of inputs	1		
Contact measurement voltage	5 V		
Input impedance	1kohm		
Contact resistance	1kohm, close contact 100kohm, open contact		

Output specifications

RS485 serial port

Function	RS485 by screw connection. For communication of measured data, programming parameters	Other	Available functions: wild card, header, initialisation SND_NKE, and req_uds management. Management of primary address modification via M-bus and reset of partial energy via M-bus available. VIF, VIFE, DIF and DIFE: see protocol
Protocol	ModBus RTU (slave function)		
Baud rate	9.6, 19.2, 38.4, 57.6, 115.2 kbaud, even or no parity, 1 to 247 (default: 01)		
Address	1/8 unit load. Maximum 247 transceivers on the same bus.	Static output	
Driver input capability	1sec	Purpose	For pulse output proportional to the active energy (kWh)
Data refresh time	50 words available in 1 read command	Pulse rate	Selectable in multiple of 100
Read command	Rx segment on display is shown when a valid Modbus command is sent to that specific meter	Pulse ON duration	Max 1000 or 3000 kWh according to pulse ON duration
Rx/Tx indication	Tx segment on display is shown when a valid Modbus reply is sent back to the master	Output type	Selectable: 30ms or 100 ms according to EN62052-31
		Load	open collector PNP V_{ON} 2.5 VAC/DC max. 100mA V_{OFF} 260 VAC max.

M-bus port

Function	M-bus by screw connection. For communication of measured data
Protocol	M-bus according to EN13757-1
Baud rate	0.3, 2.4, 9.6 kbaud
Meters in the M-bus network	250
Primary address	Selectable
Secondary address	Univocally defined in each unit
Secondary address	from 5000 0000 to 6999 9999

General specifications

Operating temperature	-25 to +65 °C, indoor, (R.H. from 0 to 90% non- condensing @ 40°C)	Standard compliance	EN62052-11 EN62053-21, EN50470-3
Storage temperature	-30°C to +80°C (R.H. < 90% noncondensing @ 40°C)	Approvals	CE, MID (PF option only)
Overvoltage category	Cat. III	Connections	
Insulation (for 1 minute)	4000 VAC RMS between measuring inputs and digital/serial output (see table) 4000 VAC RMS	Cable cross-section area	Measuring inputs: max. 6 mm ² with/without metallic cable ferrule; Max. screw tightening torque: 1.1 Nm 1.5 mm ² , Min./Max. screws tightening torque: 0.4 Nm
Dielectric strength	4000 VAC RMS for 1 minute	Other terminals	
EMC		Housing	
Electrostatic discharges	According to EN62052-11 15kV air discharge;	Dimensions (WxDxH)	17,5 x 63 x 91,5 mm
Immunity to irradiated electromagnetic fields	Test with current: 10V/m from 80 to 2000MHz; Test without any current: 30V/m from 80 to 2000MHz;	Material	Noryl, self-extinguishing: UL 94 V-0
Burst	On current and voltage measuring inputs circuit: 4kV	Sealing covers	Included
Immunity to conducted disturbances	10V/m from 150KHz to 80MHz	Mounting	DIN-rail
Surge	On current and voltage measuring inputs circuit: 4kV;	Protection degree	
Radio frequency	According to CISPR 22	Front	IP51
		Screw terminals (cable inputs)	IP20
		Weight	Approx. 80 g (packing included)

Power supply specifications

Self power supply		Power consumption	≤ 1.0W, ≤ 8VA
AV8	230VAC VL-N, -30% +20% 45 to 65 Hz		
AV7	120VAC VL-N, -30% +30% 45 to 65 Hz		

Insulation (for 1 minute) between inputs and outputs

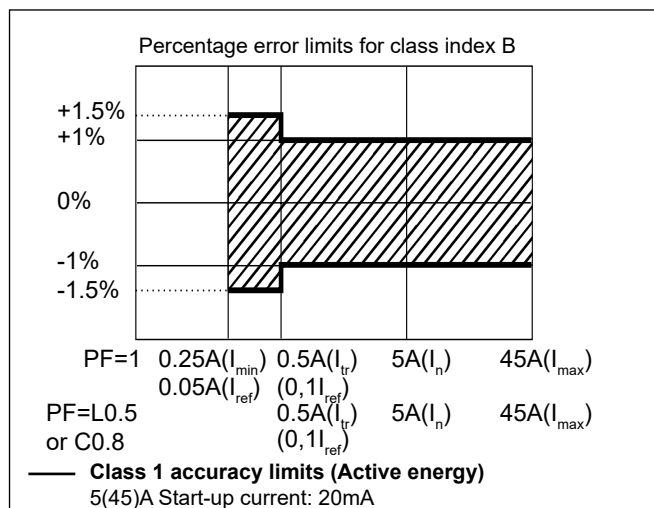
	Measuring input	Digital or serial output	Digital input
Measuring input	-	4 kV	4 kV
Digital or serial output	4 kV	-	-
Digital input	4 kV	-	-

MID "Annex MI-003" compliance (PF option only)

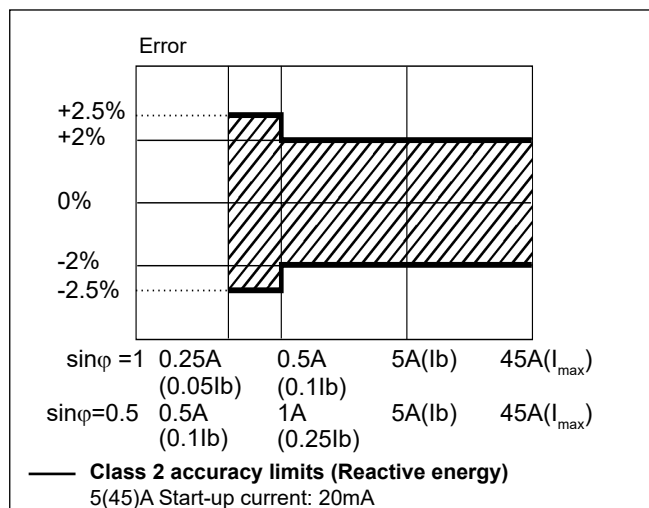
Accuracy	0.9 $U_n \leq U \leq 1.1 U_n$; 0.98 $f_n \leq f \leq 1.02 f_n$; f_n : 50 Hz; cos ϕ : 0.5 inductive to 0.8 capacitive. Class B Considering listed I_b or I_n values
Operating temperature	-25 to +55°C (-13°F to 131°F) (R.H. from 0 to 90% non-condensing @ 40°C)
EMC compliance	E2
Mechanical compliance	M2

Accuracy (according to EN50470-3 and EN62053-23)

kWh, accuracy (RDG) depending on the current



kvarh, accuracy (RDG) depending on the current



Display pages

No	Variable	“Full” mode	“Easy” mode	Note
0	kWh+ (imported)	X	X	In PF version (MID) this is the only certified energy meter. In X version with Measurement menu set to “A”, this is considering the total energy without considering the current direction.
1	kWh- (exported)	X	X	In PFB version and in X version with Measurement menu set to “B”
2	kW	X	X	
3	V	X	X	
4	A	X	X	
5	PF	X		
6	Hz	X		
7	kvarh+ (imported)	X		In X version with Measurement menu set to “A”, this is considering the total positive reactive energy without considering the current direction.
8	kvarh- (exported)	X		In PFB version and in X version with Measurement menu set to “B”
9	kvar	X		
10	kW dmd	X		
11	kW dmd peak	X		
12	kWh (t1)	X	X	Only relevant to kWh+, with Tariff menu set to ON
13	kWh (t2)	X	X	Only relevant to kWh+, with Tariff menu set to ON

X= available

List of available menus

Menu name and description		Range	Default setting
PASS	Password request	From 0000 to 9999	0000
nPASS	New password	From 0000 to 9999	0000
Measure	Measurement type (A=easy connection; B=bidirectional, imported and exported energy). Not available in PFA and PFB versions (MID)	A; b	A
P int	Integration time for Wdmd calculation	1 to 30 min	1
Mode	Selection of complete or simplified set of variables on display	Full or Easy	Full
Tariff	Tariff enabling	Yes/No	No
PULSE (O1 option)	Selection of pulse ON duration	30 or 100 ms	30
	Selection of the pulse rate	100 to 1000 (if duration is 100ms) or to 3000 (if 30 ms)	100
Address (S1 option)	Modbus serial address	1 to 247	01
Baud (S1)	Modbus baud rate	9.6; 19.2; 38.4; 57.6, 115.2 kbps	9.6
Parity (S1)	Modbus parity	No/even	No
PrI Add (M1 option)	M-bus primary address	1 to 250	1
Baud (M1)	M-bus baud rate	0.3; 2.4; 9.6 kbps	2.4
RESEt	Allow the reset of tariff meters and W dmd peak and of the kWh/kvarh partial meter available only via serial communication	Yes/No	No
End	Exit to measuring mode		

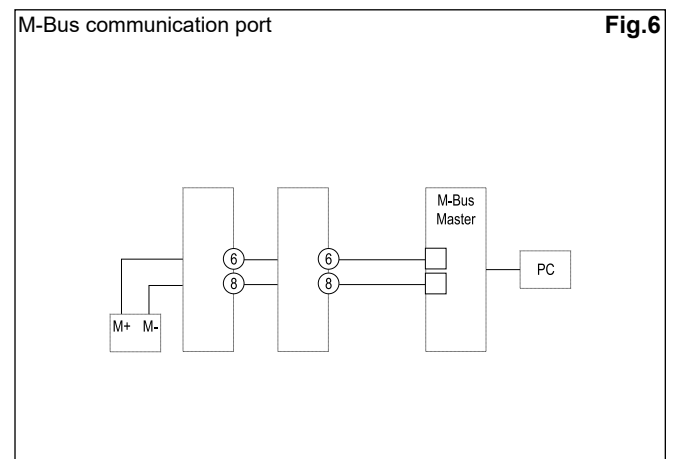
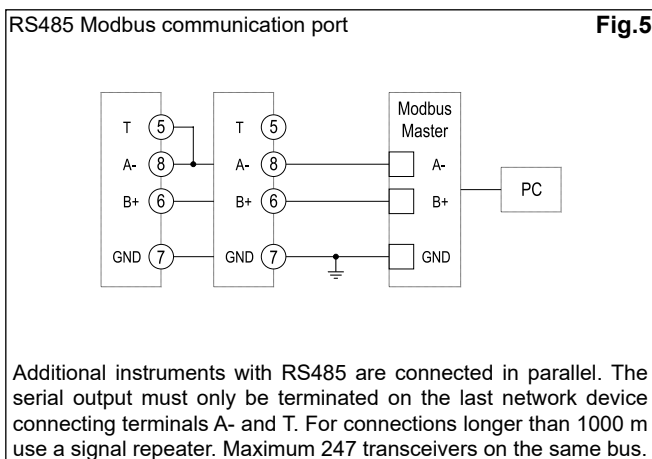
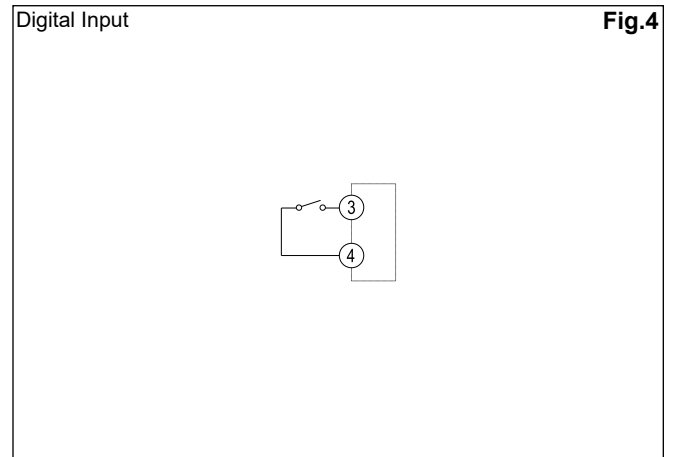
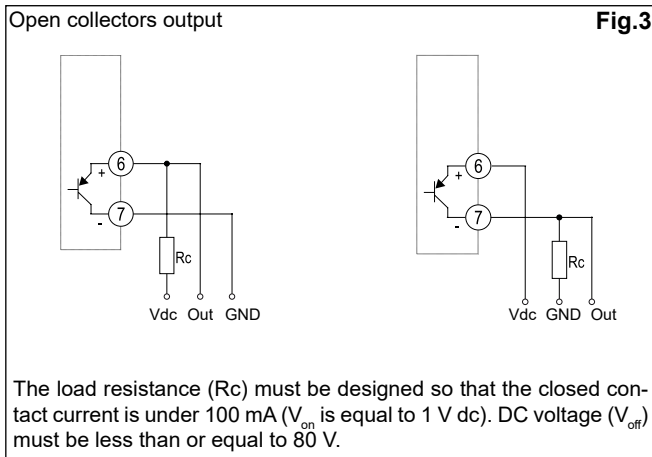
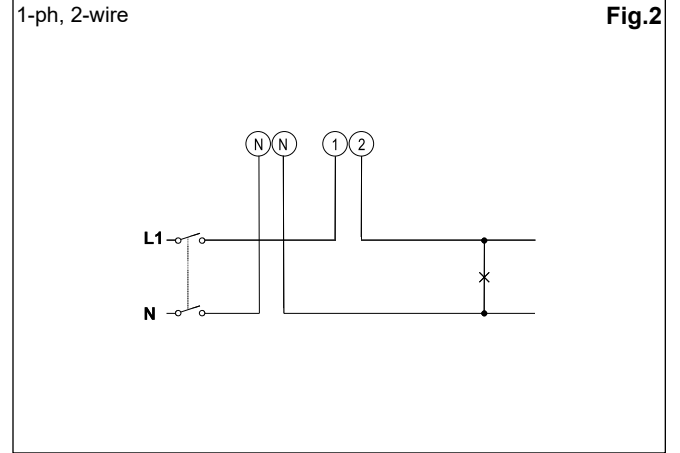
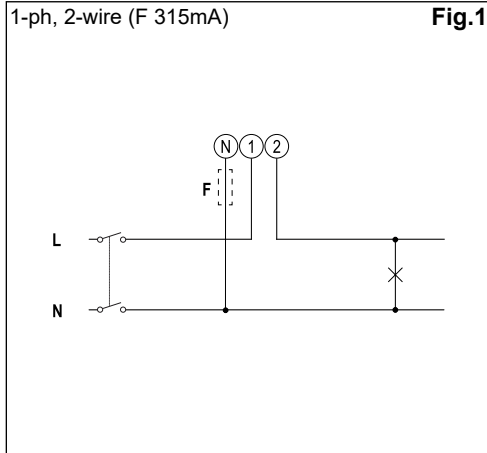
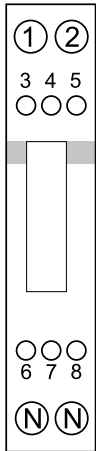
Note: after the confirmation of a new parameter value, the value is stored in the memory without the need to exit the programming mode.

Additional available information on the display (*)

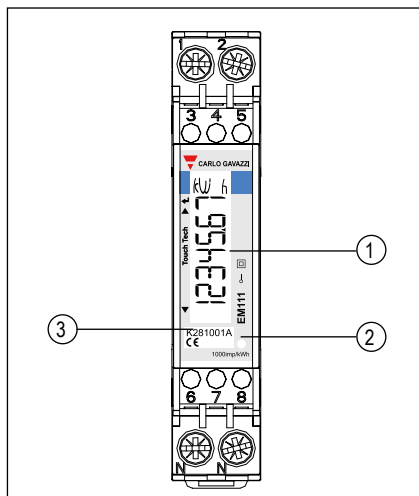
Type	Description	Note
Info page 1	YEAr (2013)	Year of production
Info page 2	SErIAL (dddnnnA)	Serial number (ddd= day of the year; nnn=progressive number; A= production line, internal use only)
Info page 3	rEV (A.01)	Firmware revision
Info page 4	MEASurE	Measurement type
Info page 5	P int	Integration time for Wdmd calculation
Info page 6	ModE	Set of variables on display
Info page 7	tArIFF	Tariff enabling
Info page 8 (O1)	PULSE	Pulse ON duration
		Pulse rate
Info page 8 (S1)	AddrESS	Modbus serial address
Info page 9 (S1)	bAud	Modbus baud rate
Info page 10 (S1)	PARtY	Modbus parity
Info page 8 (M1)	PrI Add	M-bus primary address
Info page 9 (M1)	bAud	M-bus baud rate

(*) can be reached by pressing simultaneously the 2 touch keys

Wiring diagrams

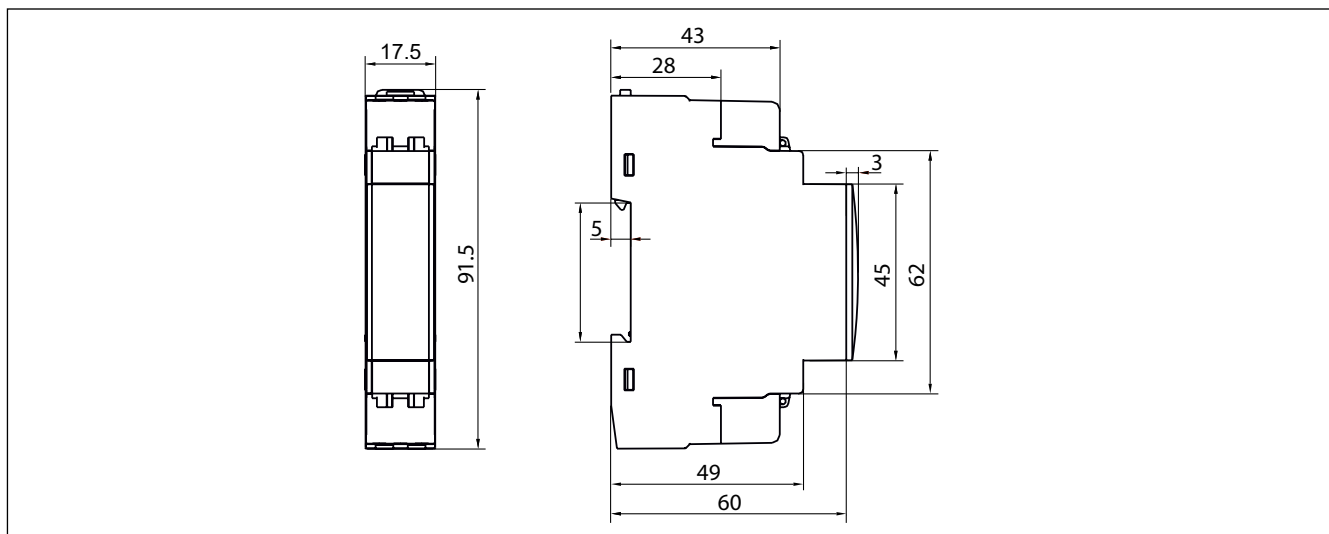


Front panel description



1. **Display**
Backlit LCD display with touch key-pad.
Upper part: enter
2. **LED**
LED proportional to kWh reading
3. **Serial number and MID data**
Area reserved to serial number and MID-relevant data in PF versions

Dimensions (mm)



X-ON Electronics

Largest Supplier of Electrical and Electronic Components

Click to view similar products for Carlo Gavazzi manufacturer:

Other Similar products are found below :

[CTD10S16005AXXX](#) [MC485232](#) [FPD01SBS200](#) [FPD06SCC200](#) [FPT01SBS200](#) [MP3100](#) [PD30CNG02NPM5RT](#) [PD30CNG02PPM5MU](#)
[PD30CNP06NPM5DU](#) [PD30CNP06PPM5DU](#) [PIB01CB2350MA](#) [PIB01CB235A](#) [G21205502700](#) [G21960005700](#) [G34296470800](#)
[G34304443115](#) [G34396470115](#) [G34960003700](#) [G38000016230](#) [G88301143](#) [G89111010](#) [GAD1213024](#) [GH34850000724](#) [PMT20IM](#) [GMS-](#)
[63H-50A](#) [GP67630107](#) [PPA01CM44](#) [PPB01CM23N](#) [PPC01DM23](#) [PPC01DM48](#) [PS21R-NT11N7-YK0](#) [GS38300143230](#) [GT225S100A](#)
[GT400S400A](#) [GT63L10A](#) [GT63L40A](#) [GT63S18A](#) [GT800S800A](#) [PUC01CB23500V](#) [A208024060](#) [GTU8](#) [A82-10100](#) [A82-20500](#)
[RA2325H06POS](#) [RA4825H12NOS](#) [RAP48A3](#) [AD2000](#) [DAC01CM40](#) [RCP800224VDC](#) [REC2R48D30GKE](#)