



VHF/UHF Antennas R&S®HL300 Handheld Log-Periodic Antenna

R&S®HL300 Handheld Log- Periodic Antenna

450 MHz to 8 GHz

Portable directional antenna for locating transmitters
and interference sources



The R&S®HL300 handheld log-periodic antenna in combination with handheld spectrum analyzers (e.g. R&S®FSH4/8/13/20) is used for determining RF parameters and localizing interference sources.

The frequency range from 450 MHz to 8 GHz is covered by a log-periodic dipole array antenna structure with a distinct directional pattern. The antenna does not have to be tuned within its frequency range.

A built-in GPS receiver with an integrated patch antenna and an electronic compass provides position and bearing data for further processing in the connected spectrum analyzer (e.g. R&S®FSH4/8/13/20).

A toggle switch on the antenna handle activates or deactivates the low noise amplifier (LNA) inside the R&S®FSH4/8/13/20, allowing the use of the system in the vicinity of strong transmitters.

Key facts

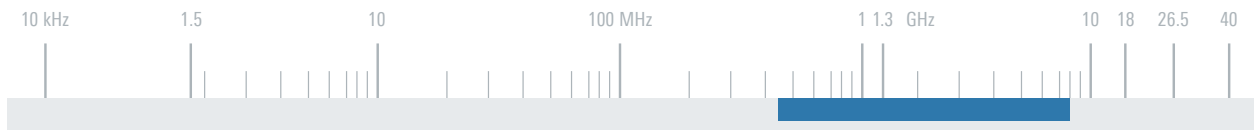
- Unambiguous and nearly frequency-independent radiation pattern
- Handy size yet extreme broadband capability
- Fatigue-free operation due to antenna design and materials used, which keep weight to a minimum
- Integrated GPS receiver and electronic compass
- Power supply via the connected R&S®FSH4/8/13/20 handheld spectrum analyzer

New



Rohde & Schwarz HF – VHF/UHF – SHF Antennas | Catalog 2014/2015



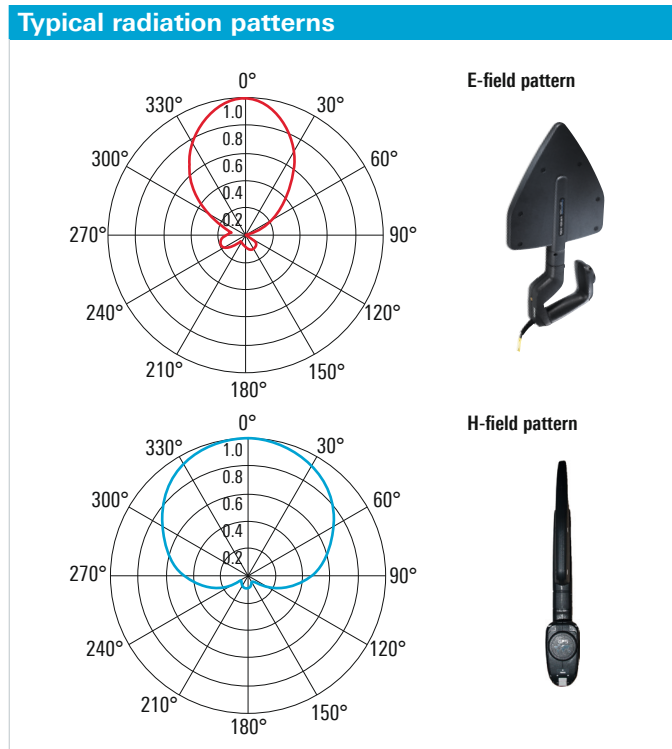
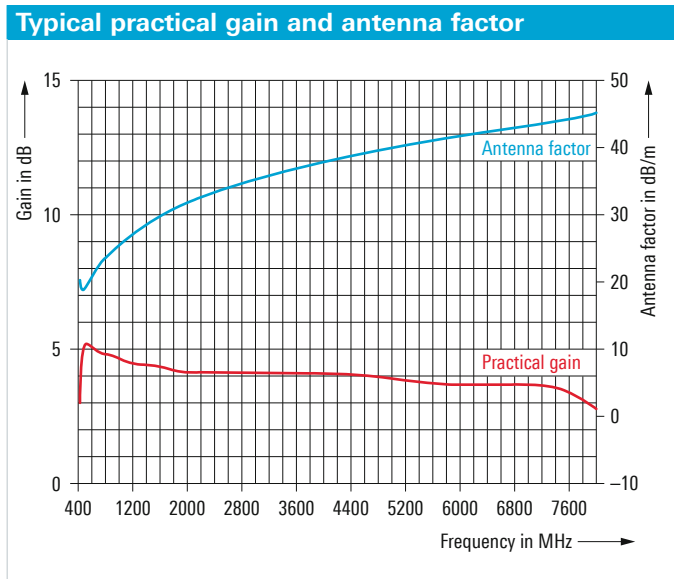


2

Specifications	
Frequency range	450 MHz to 8 GHz
Polarization	vertical (horizontal by turning the antenna 90°)
Nominal impedance	50 Ω
VSWR	
450 MHz to 500 MHz	< 3
500 MHz to 8 GHz	< 2.5
RF connector	N male on cable (approx. 1 m emerging from handle)
Power supply (via R&S®FSH4/8/13/20)	5 V DC (± 0.2 V) (max. 100 mA)
MTBF	> 100 000 h (in line with SN 29500, ground benign, +45°C)

GPS acquisition time	26 s (typ.) (cold start)
Time pulse frequency	1 Hz
Time pulse accuracy	30 ns RMS (under good GPS conditions)
Electronic compass range	
For azimuth	0° to 360° in 1° steps
For elevation	-60° to 60° in 1° steps
Electronic compass accuracy	
For 0° elevation	2° RMS (typ.)
For ± 60° elevation	4° RMS (typ.)
Operating temperature range	-30°C to +55°C
Dimensions (W × H × L)	approx. 310 mm × 90 mm × 580 mm (12.2 in × 3.5 in × 22.8 in)
Weight	approx. 1 kg (2.2 lb)

Ordering information	Type	Order No.
Handheld Log-Periodic Antenna	R&S®HL300	4097.3005.02
Recommended extras		
Handheld Spectrum Analyzer	R&S®FSH4/8	1309.6000.xx
Handheld Spectrum Analyzer	R&S®FSH13/20	1314.2000.xx



X-ON Electronics

Largest Supplier of Electrical and Electronic Components

Click to view similar products for Rohde & Schwarz manufacturer:

Other Similar products are found below :

[HMC8042](#) [HZ10R](#) [HMP2020](#) [HMP2030](#) [HMP4040](#) [RT-ZP03](#) [HV512](#) [R&S HMF2525](#) [RTB2K-102](#) [RTC1K-102](#) [RTC1K-202](#)
[SMC100A/B103/B1](#) [HA-Z211](#) [RTB2002 \(RTB2K-72\)](#) [RTB2004 + RTB-B242 \(RTB2K-204\)](#) [RTB2004 + RTB-B242 + RTB-B1 \(RTB2K-204M\)](#) [RTB2004 + RTB-B243 + RTB-B1 \(RTB2K-304M\)](#) [RTM3004 + RTM-B222 \(RTM3K-24\)](#) [RTM3002 + RTM-B223 \(RTM3K-32\)](#)
[RTM-B222](#) [RTM-B223](#) [RTM-B225](#) [RTM-B2210](#) [RTM-B243](#) [RTM-B2410](#) [RTM-B1](#) [R&S® FPH-B8](#) [NGE102B](#) [NGE103B](#) [NGL-K103](#)
[FPC-COM1](#) [RTB2K-202](#) [RTB2K-204](#) [HMC8012](#) [HZ42](#) [R&S HMC8012G](#) [RTB2K-104](#) [SMC100A/B103](#) [HA-Z302](#) [RT-ZA21](#) [RTB2002 +](#)
[RTB-B221 \(RTB2K-102\)](#) [RTB-PK1](#) [RTC1002 \(RTC1K-52\)](#) [RTC1002 + RTC-B221 \(RTC1K-102\)](#) [RTM-K1](#) [RTM-B242](#) [R&S NRX](#) [R&S](#)
[RTM-K36](#) [R&S HM7042-5](#) [RTB2K-74](#)