

FILTER FAN PLUS

FPI/FPO | 11.46 X 11.46" (291 X 291 MM)



- > New air-flap outlet technology for high airflow
- > Easy mounting
- > Protection type/Environmental ratings by independent testing agencies (VDE & UL)
- > Two optional systems for optimal airflow (FPI/FPO)
- > Industry-common enclosure cut-out sizes (5 sizes)
- > Single filter mat system design

Filter fans are used to provide "cooling" by forced air-circulation in enclosures and cabinets containing electrical/electronic and other components. The interior temperature of an enclosure can be reduced by channelling cooler, filtered outside air into the enclosure, thus expelling hot inside air. The resulting airflow prevents formation of localized hot pockets and protects electronic components from overheating.

The Filter Fan Plus series encompasses a new air-flap technology on the air outlet side, thereby reaching an unparalleled high degree of airflow. A unique ratchet mechanism is used for easy installation. It provides safe and secure mounting while guaranteeing a tight seal. Depending on the requirements, there are two optional systems available – the FPI or the FPO system (FPI = "in", FPO = "out"). The FPI system is the more commonly known installation system, where a filter fan located in the lower part of the enclosure draws cleaner, cooler air into the enclosure (airflow direction "In"). This system consists of a filter fan and exhaust filter. On opposite, with the newer FPO system, the filter fan will be located in the upper area of the enclosure to draw warmer air out of the enclosure (airflow direction "Out"). The FPO system consists of an intake filter and exhaust filter fan. The Filter Fan Plus series has been designed for indoor use.

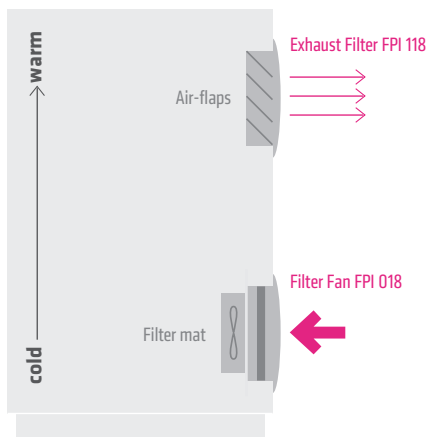
TECHNICAL DATA



Axial fan, ball bearing	service life L10 at +104 °F (+40 °C): min. 76,000 h metal impeller
Connection	3-pole clamp for AWG 14 (2.5 mm ²), clamping torque 0.8 Nm max.
Housing, hood, flaps	plastic UL 94V-0, light grey; UV light resistant according to UL 746C (f1)
Enclosure cut-out	11.46 x 11.46" (291 x 291 mm)
Mounting frame	4 built-in ratchet push levers for mounting (6 ratchet stops to accommodate for wall thicknesses Gauge 9 to 19 or 1-4 mm). Additional screw mounting possible if needed ¹ .
Filter mat	G3 acc. to DIN EN 779, average arrestance A _s 84 %
Filter material	synthetic mesh with progressive construction, temperature resistant to +212 °F (+100 °C), self-extinguishing class F1, moisture resistant to 100 % RH, reusable
Operating temperature	50 Hz: -13 to +131 °F (-25 to +55 °C) 60 Hz: -13 to +95 °F (-25 to +35 °C)
Storage temperature	-40 to +158 °F (-40 to +70 °C)
Operating/Storage humidity	max. 75 % RH (non-condensing)
Protection type/Protection class	IP54 / I (grounded)
Environmental rating UL/NEMA	UL TYPE 12 / NEMA 12
Approvals	VDE, UL File No. E234324, EAC
Note	other voltages on request

¹ Drilling hole markings for screw mounting are indicated on mounting frame.

SYSTEM FPI



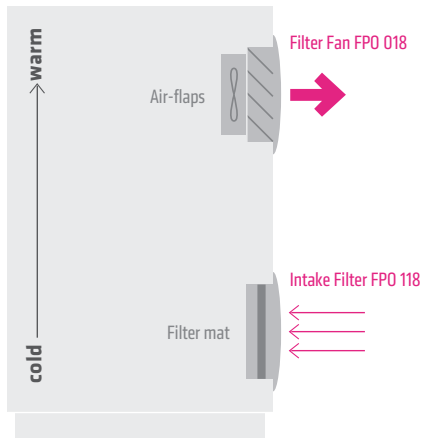
AIRFLOW DIRECTION "IN": FILTER FAN FPI 018

Part No.	Operating voltage	Air volume, free blowing	Air volume with exhaust filter	Current consumption (50/60 Hz)	Power consumption	Average noise level (DIN EN ISO 4871)	Mounting depth	Weight (approx.)	Filter mat
01874.0-30	AC 230 V, 50/60 Hz	254.8 cfm (433m ³ /h)	219.5 cfm (373 m ³ /h)	400/480 mA	95 W	62 dB (A)	6.3" (160 mm)	6.8 lbs. (3.1 kg)	G3
01874.9-30	AC 115 V, 50/60 Hz	231.9 cfm (394 m ³ /h)	199.5 cfm (339 m ³ /h)	660/800 mA	90 W	61 dB (A)	6.3" (160 mm)	6.8 lbs. (3.1 kg)	G3

AIRFLOW DIRECTION "IN": EXHAUST FILTER FPI 118

Part No.	Mounting depth	Weight (approx.)	Air outlet
11874.0-00	2.0" (50 mm)	2.2 lbs. (1.0 kg)	air-flap outlet technology

SYSTEM FPO



AIRFLOW DIRECTION "OUT": FILTER FAN FPO 018

Part No.	Operating voltage	Air volume, free blowing	Air volume with exhaust filter	Current consumption (50/60 Hz)	Power consumption	Average noise level (DIN EN ISO 4871)	Mounting depth	Weight (approx.)	Air outlet
01884.0-00	AC 230 V, 50/60 Hz	427.9 cfm (727 m ³ /h)	243.1 cfm (413 m ³ /h)	400/480 mA	95 W	63 dB (A)	6.3" (160 mm)	7.0 lbs. (3.2 kg)	air-flaps
01884.9-00	AC 115 V, 50/60 Hz	413.8 cfm (703 m ³ /h)	230.1 cfm (391 m ³ /h)	660/800 mA	90 W	62 dB (A)	6.3" (160 mm)	7.0 lbs. (3.2 kg)	air-flaps

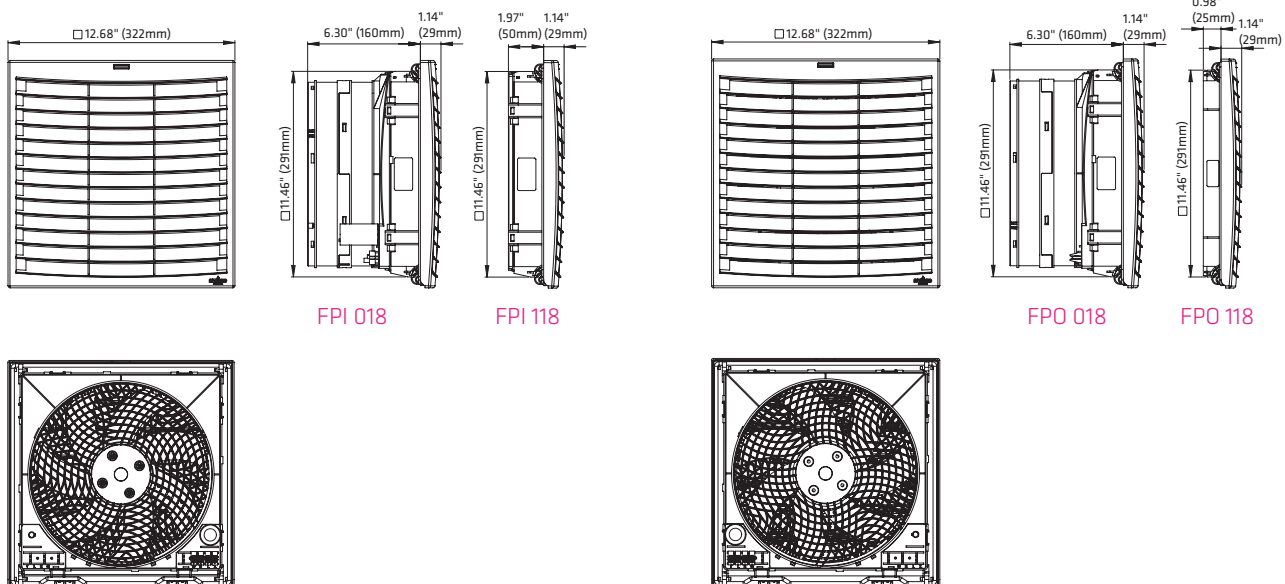
AIRFLOW DIRECTION "OUT": INTAKE FILTER FPO 118

Part No.	Mounting depth	Weight (approx.)	Filter mat
11884.0-30	1.0" (25 mm)	1.8 lbs. (0.8 kg)	G3 acc. to DIN EN 779, average arresance A _s 84 %

FILTER MAT FM 086

Filter class	11.14 x 11.14" (283 x 283 mm)	Average arresance A _s	1 packing unit
G3 acc. to DIN EN 779	Part No. 08637.0-00	84 %	5 pieces

DIMENSIONED DRAWINGS



X-ON Electronics

Largest Supplier of Electrical and Electronic Components

Click to view similar products for [Stego manufacturer](#):

Other Similar products are found below :

[01803.0-00](#) [01870.0-30](#) [01874.0-30](#) [11882.0-30](#) [14005.0-00](#) [01805.0-00](#) [01883.0-00](#) [01925.0-00](#) [02820.0-06](#) [03504.0-00](#) [11872.0-00](#)
[02541.1-03-0003](#) [03082.0-01](#) [03083.0-01](#) [03209.9-00](#) [03082.0-00](#) [03084.0-00](#) [01131.2-01](#) [01170.9-00](#) [01190.0-00](#) [28410.0-00](#) [02032.0-00](#)
[02540.1-13](#) [03502.0-01](#) [01131.9-00](#) [08605.0-00](#) [03114.0-00](#) [01871.1-30](#) [01925.1-01](#) [12101.0-30](#) [01163.0-01](#) [01163.0-03](#) [01164.0-00](#)
[01170.0-01](#) [01170.9-01](#) [08601.0-00](#) [01351.0-00](#) [01872.0-30](#) [01131.0-00](#) [01350.0-00](#) [14003.0-00](#) [02821.0-06](#) [03503.0-00](#) [02701.0-00](#)
[11803.0-00](#) [11873.0-00](#) [01131.2-00](#) [01231.1-00](#) [244356](#) [04007.0-00](#)