

FEATURES

AVAILABLE OPTIONS	CHARACTERISTICS	CODE	No.
DISPLAY FORMAT	16 Characters by 2 Lines	FC1602B04	1~6
POLARIZER OPTIONS	Negative Transmissive	N	7
BACKLIGHT TYPE OPTIONS	Edge Type LED Backlight (Standard version)	S	8
BACKLIGHT COLOR OPTIONS	White color	W	9
LCD PANEL OPTIONS	Blue STN	B	10
VIEWING ANGLE OPTIONS	6:00 (Bottom)	B	11
TEMPERATURE RANGE OPTIONS	-20°C ~ 70°C, Positive Voltage Driving Only	W	12
SUGGESTED DRIVING VOLTAGE	V _{lcm} = 3.0V V _{led} = 3.0V	9	13
SUGGESTED LED DRIVING MODE	PIN15: LED+, PIN16:LED-	1	14
CONTROLLER ▲1	SPLC780D + SPLC100A	L	15
FONT MAP CODE	E Version	E	16
DRIVING DUTY	1/16	—	—
DRIVING BIAS	1/5	—	—

▲1 Please ask for datasheet of the mentioned controller from FORDATA or FORDATA's authorized distributors. You can find the related information including AC & DC characteristics, Write & Read Timing diagram, Instruction table and descriptions, DDRAM & CGRAM, Rest Function and so on from the datasheet of controller.

▲1 You can ask for the example of software program (C language) from FORDATA or FORDATA's authorized distributors.



MECHANICAL SPECIFICATIONS

OVERALL SIZE	85.0W x 36.0H	mm	THICKNESS	max 13.5	mm
VIEWING AREA	64.5W x 16.4H	mm	HOLE-HOLE	80.0W x 31.0H	mm
CHARACTER SIZE	3.00W x 5.23H	mm	CHARACTER PITCH	0.51W x 0.52H	mm
DOT SIZE	0.56W x 0.61H	mm	DOT PITCH	0.05W x 0.05H	mm

ABSOLUTE MAXIMUM RATINGS

ITEM	SYMBOL	CONDITION	MIN	TYP	MAX	UNIT
POWER SUPPLY (LOGIC)	V _{dd}	25°C	-0.3	—	7.0	V
POWER SUPPLY (LCD)	V ₀	25°C	V _{dd} -13.5	—	V _{dd} +0.3	V
INPUT VOLTAGE	V _{in}	25°C	-0.3	—	V _{dd} +0.3	V
OPERATING TEMPERATURE	V _{opr}	—	-20	—	70	°C
STORAGE TEMPERATURE	V _{stg}	—	-30	—	80	°C

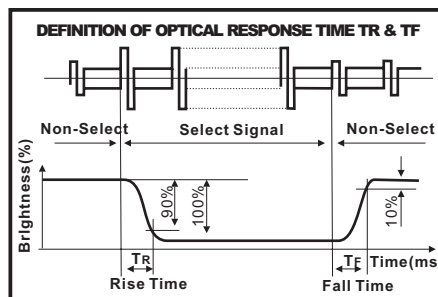
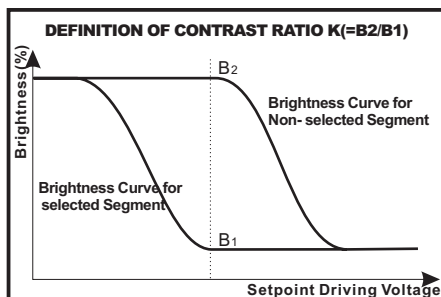
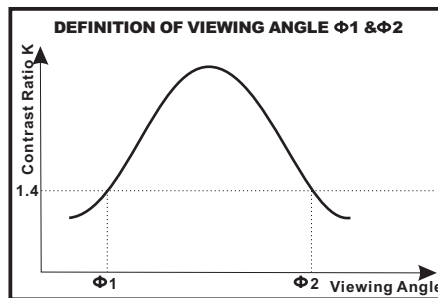
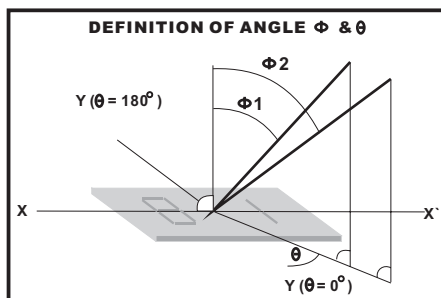
ELECTRONIC CHARACTERISTICS *

ICONS	ITEM	SYMBOL	CONDITION	MIN	TYP	MAX	UNIT
	INPUT VOLTAGE	V _{lcm} = V _{dd}	—	—	3.0	—	V
	SUPPLY CURRENT	I _{dd}	V _{dd} =3.0V	—	1.5	—	mA
	DRIVING VOLTAGE FOR LCD PANEL	V _{lcd} = (V _{dd} - V ₀)	-20°C	—	—	—	V
			0°C	—	—	—	
			25°C	—	—	—	
			50°C	—	—	—	
			70°C	—	—	—	

* All data are recorded from TEST REPORT #FSYP000700034

LCD CHARACTERISTICS

FOR STN/FSTN TYPE LCD Panel (TA=25 °C, Vdd=5.0V ± 0.5V)							
ICONS	ITEM	SYMBOL	CONDITION	MIN	TYP	MAX	UNIT
	VIEWING ANGLE	$\Phi 2 - \Phi 1$	K=4	40	—	—	deg
		θ		60			
	CONTRAST RATIO	K	—	—	10	—	—
	RESPONSE TIME(RISE)	TR	—	—	150	250	ms
	RESPONSE TIME(FALL)	TF	—	—	150	250	ms



LED CHARACTERISTICS

ICONS	ITEM	SYMBOL	CONDITION	MIN	TYP	MAX	UNIT
	LED FORWARD VOLTAGE	Vf	25 °C If = 15mA	—	5.0	—	V
	LED FORWARD CURRENT ▲2	If	25 °C	—	15	—	mA
	LED REVERSE CURRENT	Ir	25 °C Vr= 5.0V	—	—	10	μA
	LED COLOR RANGE	X coordinate	25 °C If = 15mA	0.26	—	0.30	—
		Y coordinate		0.27	—	0.31	—
	LED BRIGHTNESS (WITHOUT LCD)	Lv	25 °C If = 15mA	—	325	—	cd/m ²
	LED BRIGHTNESS UNIFORMITY	Lvmin/Lvmax	25 °C If = 15mA	70	—	—	Ratio
LED LIFE TIME ▲3	—	25 °C If = 15mA	9K	—	—	Hours	

▲2 请注意, 驱动背光考虑的是恒流而不是恒压. 所以, 这个数值非常重要!

YOUR ATTENTION: It is constant current (not constant voltage) that should be applied when driving LED backlight. Therefore, this data is very important!

* 当工作温度高于25 °C时, Ifm, Ifp和Pd必须降低; 电流降低率是 -0.36*1mA/ °C (直流驱动), 或-0.86*1mA/ °C (脉冲驱动), 功率降低率是-75*1mW/ °C. 产品工作电流不能大于对应的工作条件温度Ifm或Ifpr的60%.

For operation above 25 °C, The Ifm Ifp & Pd must be derated, the Current derating is -0.36*1mA/ °C for DC drive and -0.86*1mA/ °C for Pulse drive, the power dissipation is -75*1 mW/ °C The product working current must not be more than 60% of the Ifm or Ifp according to the working temperature.

▲3 如果您需要让背光连续不间断工作超过8小时, 那么不建议您采用这款背光. 福德电子可以提供您长寿背光的解决方案.

If you want to drive the LED Backlight uninterruptedly over 8 hours, this version is not suggested.

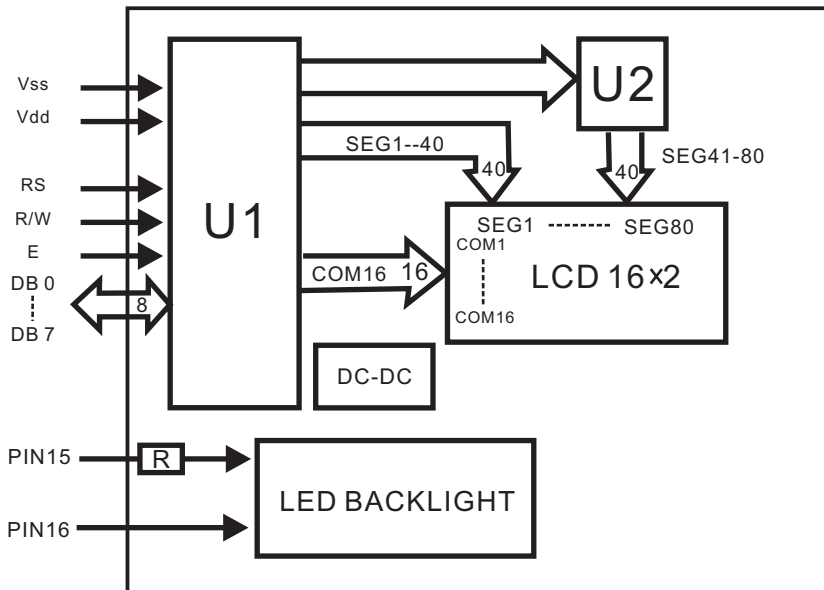
Please consult long life design solution from FORDATA or FORDATA's authorized distributors.



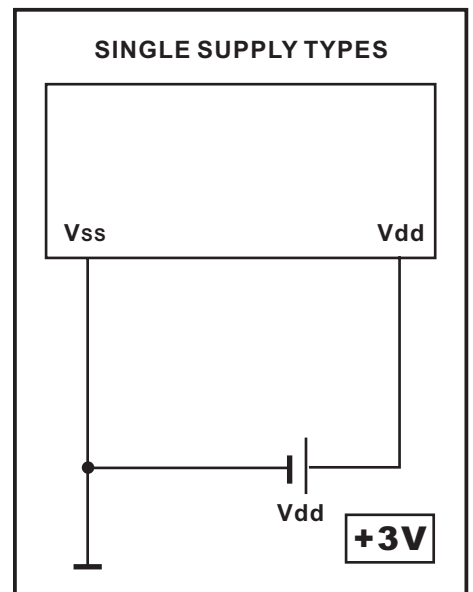
PIN ASSIGNMENT

PIN	SYMBOL	DESCRIPTION	REMARKS
1	Vss	GND	
2	Vdd	Power supply for LCM	3.0V
3	NC	No connection	
4	RS	Register Select Signal	
5	R/W	Data Read / Write	
6	E	Enable Signal	
7	DB0	Data bus line	
8	DB1	Data bus line	
9	DB2	Data bus line	
10	DB3	Data bus line	
11	DB4	Data bus line	
12	DB5	Data bus line	
13	DB6	Data bus line	
14	DB7	Data bus line	
15	LED+	Power supply for BKL	3.0V
16	LED-	Power supply for BKL	

BLOCK DIAGRAM

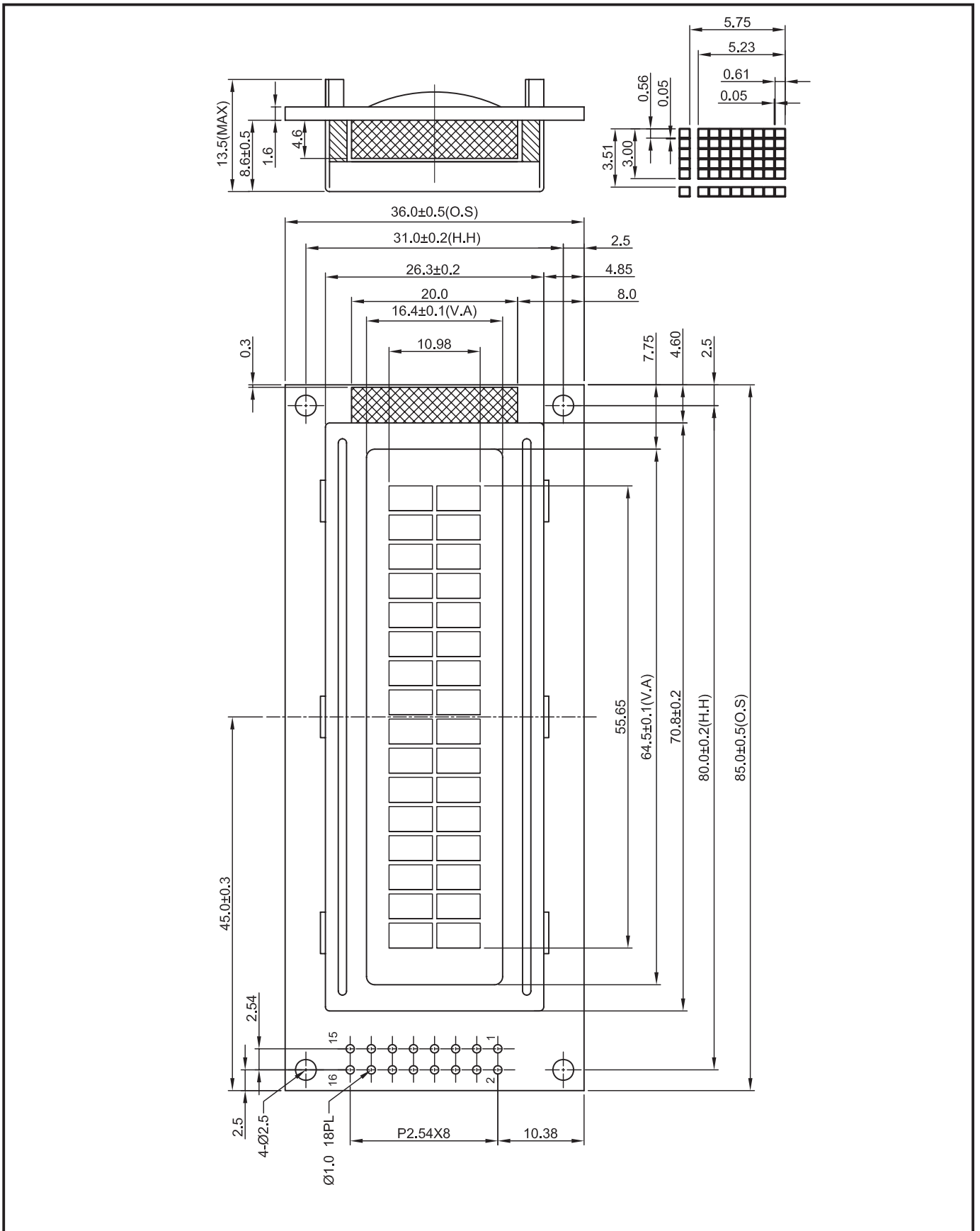


POWER SUPPLY DIAGRAM



Upper 4bit Lower 4bit	LLLL	LLLH	LLHL	LLHH	LHLL	LHLH	LHHL	LHHH	HLLL	HLLH	HLHL	HLHH	HHLL	HHLH	HHHL	HHHH
LLLL	CG RAM (1)															
LLLH	(2)															
LLHL	(3)															
LLHH	(4)															
LHLL	(5)															
LHLH	(6)															
LHHL	(7)															
LHHH	(8)															
HLLL	(1)															
HLLH	(2)															
HLHL	(3)															
HLHH	(4)															
HHLL	(5)															
HHLH	(6)															
HHHL	(7)															
HHHH	(8)															





FULL-SIZED PACKAGE
45 PCS/BOX
10 BOXES/CARTON
450 PCS/CARTON
13.00 KGS/CTN(G.W.)
0.054 M ³ /CARTON

HALF-SIZED PACKAGE
45 PCS/BOX
5 BOXES/CARTON
225 PCS/CARTON
6.00 KGS/CTN(G.W.)
0.027 M ³ /CARTON

PACKING DECLARATION
1. This packaging information is for reference only. The actual information is subject to the actual packaging. Especially for packaging of LCL, tolerances may exist.
2. FORDATA will not be responsible for quality problems caused by unnormal transportation conditions (including but not limited to climate factors or human factors, such as improper handling).



BOX

CARTON



X-ON Electronics

Largest Supplier of Electrical and Electronic Components

Click to view similar products for [Fordata](#) manufacturer:

Other Similar products are found below :

[FC1602N04-RNNYBW-16*E](#) [FC1601E01-FHY YBW-51*K](#) [FC0801A01-FHY YBW-51*K](#) [FC1602B04-NSWBBW-91*E](#) [FC1602L00-FHY YBW-51*K](#) [FC1602L00-FHY YBW-51*R](#) [FC2004C03-NSWBBW-91*E](#) [FC2004C00-FHY YBW-51*K](#) [FC1602N01-FHY YBW-51*K](#)