



7500 Series Half-Mask

Data Sheet



Main features

The 3M™ 7500 Series Half Masks are used with twin lightweight filters, which are fitted by a simple bayonet attachment system, providing an economical and flexible choice.

- Patented valve provides easier breathing while reducing heat and moisture build-up.
- Flexible system utilises all 3M gas / vapour and / or particulate filters with a bayonet fitting
- Soft silicone material for extra comfort
- Drop-down feature for added convenience
- Head harness design provides greater stability making mask easier to wear with other headgear
- Well balanced with improved sizing
- 3 sizes:

small	-	7501
medium	-	7502
large	-	7503

Applications

Particulates

FILTER	HAZARD	INDUSTRY
5911 P1 R 5925 P2 R 5935 P3 R 2125 P2 R 2135 P3 R 6035 P3 R (EN143:2000)	Particulates (Fine Dusts and Mists)	Pharmaceutical Powdered Chemicals Construction, Quarrying Ceramics Refractory Materials Foundries, Agriculture Woodworking, Food Industry
2128 P2 R 2138 P3 R (EN143:2000)	Particulates and nuisance levels of Organic Vapours and Acid Gases	Welding, Paper Industry Brewing, Chemical Processing Typical Smog, Inks and Dyes
6038 P3 R (EN143:2000)	Particulates, Hydrogen Fluoride Gas up to 30ppm and relief from Ozone, Organic Vapours and Acid Gases below WEL	Aluminium Welding Agriculture Pharmaceutical

Gas/vapour

FILTER	HAZARD	INDUSTRY
6051 A1 6055 A2 (EN14387:2004)	Organic Vapours	Anywhere conventional paints are used (subject to usage conditions) Vehicle manufacture Aircraft manufacture and refurbishment Boat building Ink and Dye manufacture and use Adhesive manufacture and use Paint and varnish manufacture Resin manufacture and use
6054 K1 (EN141:2000)	Ammonia	Manufacture and Maintenance of refrigeration equipment Agrochemicals
6057 ABE1 (EN141:2000)	Organic Vapours, Inorganic and Acid Gases	As 6051 but also: Electrolytic processes Acid cleaning Metal Pickling Metal Etching
6059 ABEK1 (EN141:2000)	Organic Vapours, Inorganic Gases, Acid gases and Ammonia	As 6057 and 6054
6075 A1 & formaldehyde (EN141:2000)	Organic Vapours and Formaldehyde	As 6051 but also: Hospitals and Laboratories
6096 HgP3 (EN141:2000)	Mercury and particulates	Laboratories and particulate applications

The tables above list the filters and typical industrial applications.

The 3M™ 7500 Series half mask can be used with a variety of different filter/product options:

3M™ Gas and vapour filters – All the 6000 Series filters listed overleaf fit directly onto the 7500 Series half masks (e.g 6051, 6055 etc)

3M™ Particulate filters – the 2000 Series, 6035 and 6038 filters fit directly onto the 7500 Series half masks.

The 5911 / 5925 / 5935 particulate filters can only be used on their own if used with the platform 603 & retainer 501.

A combination of gas / vapour and particulate filters – the 5911 / 5925 / 5935 particulate filters can be used with the 6000 series gas / vapour filters (except 6096) using retainer 501.

Note: The 6098 or 6099 filters should not be used with 7500 series half masks.

Approvals

The 7500 Series half masks and 6000 / 5000 / 2000 Series filters have been shown to meet the Basic Safety Requirements under Article 10 and 11B of the European Community Directive 89/686, and are thus CE-marked.

Approval body for the facepieces:

BSI identification number 0086

Body involved in Quality Assurance Assessment:

BSI identification number 0086

Materials

● Facepiece	silicone rubber
● Head harness & straps	low density polyethylene, polyester fibre & neoprene elastic
● Head harness yoke & filter holder	polybutylene terephthalate (PBT)
● Neck strap loop	polypropylene
● Neck strap hook	polypropylene
● Exhalation valve	silicone rubber
● Inhalation valves	silicone rubber

Maximum product weight – 139 grams

Standards

These products have been tested to the relevant European Standards as shown below:

Facepiece	EN140:1998 (7501, 7502 & 7503)
Filter	EN141:2000 (6054, 6057, 6059, 6075 & 6096)
	EN14387:2004 (6051, 6055)
	EN 143:2000 (2125, 2128, 2135, 2138, 5911, 5925, 5935, 6035, 6038)

Correct Usage

- The 7500 Series facepiece, when fitted with 6000 Series gas/vapour filters may be used in concentrations of gases or vapour (types specified by 3M) up to 10 times WEL[▲] or 1000ppm (5000ppm for 6055) whichever value is lower (APF=10)*. Gas / vapour filters should not be used to protect the wearer against a gas or vapour that has poor warning properties.
- The 7500 Series facepieces when used with the 5911 filter may be used in concentrations of solid and aqueous aerosols up to 4 times WEL[▲] (APF=4)*.

- The 7500 Series facepieces when used with the 5925, 2125 or 2128 filters may be used in concentrations of particulates up to 10 times WEL[▲] (APF=10)*.
- The 7500 Series facepieces when used with the 5935, 2135, 2138, 6035 or 6038 may be used in concentrations of particulates up to 20 times WEL[▲] (APF=20)*.
- The 7500 Series facepieces when used with the 2128 and 2138 may be used to protect against ozone up to 10 times WEL[▲] (APF=10)* and to offer relief from nuisance odours and acid gases below the WEL[▲].
- The 7500 Series facepieces when used with the 6038 filter may be used to protect against Hydrogen Fluoride gas up to 30ppm and offer relief from Ozone, Organic Vapours and acid gases below WEL.

*APF = Assigned Protection Factor

▲WEL = Workplace Exposure Limit

Cleaning and Storage

1. Cleaning is recommended after each use. Remove the filters.
2. Clean the facepiece (excluding filters) with 3M™ 105 Face Seal Cleaners or by immersing in warm cleaning solution, water temperature not to exceed 50°C and scrub with soft brush until clean. Add neutral detergent if necessary. Do not use cleaners containing lanolin or other oils.
3. Rinse in fresh, warm water and air dry in a non-contaminated atmosphere.
4. Respirator components, especially exhalation valve and seat, should be inspected prior to each use. Any damaged or deteriorated components should be replaced.
5. The cleaned respirator should be stored away from contaminated areas when not in use.

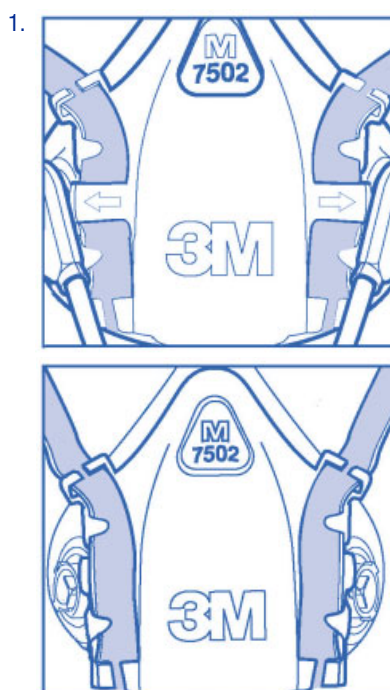
Fitting Instructions

Fitting instructions must be followed each time the respirator is worn.

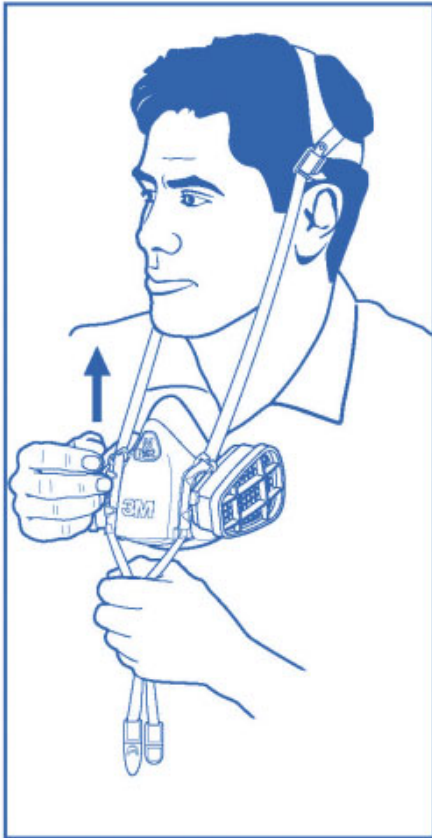
Standard Suspension

1. Adjust head cradle size to fit comfortably on head.
2. Place the respirator over the mouth and nose.
3. Pull the head harness over the crown of the head.

Drop Down Suspension



- Adjust head cradle size to fit comfortably on head.
- While holding head harness strap ends with one hand, slide the facepiece up onto your face as shown below.



Both Types of Suspension

- Take the bottom straps in both hands, place them at the back of the neck and hook them together.
- Tighten the top straps first by pulling on ends to achieve a comfortable and secure fit as shown.

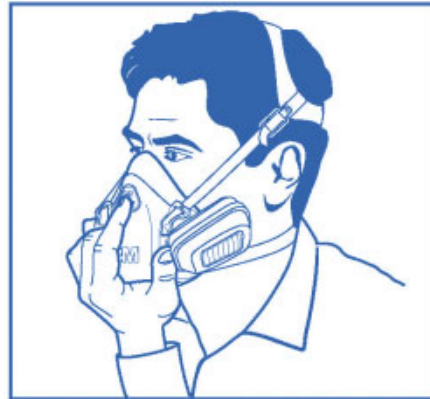


- Tighten bottom straps using the rear adjustments (strap tension may be decreased by pushing out on back side of buckles).
- Perform a positive and/or negative pressure face fit check.

Face Fitting

The negative pressure fit check is recommended when using the 6035, 6038 and 2000 Series filters; the positive pressure fit check is recommended when using other filters.

Positive Pressure Facefit Check



Place the palm of the hand over the exhalation valve cover and exhale gently.

If the facepiece bulges slightly and no air leaks between the face and the facepiece are detected, a proper fit has been achieved.

If air leakage is detected, reposition the respirator on the face and/or readjust the elastic strap to eliminate the leakage.

Repeat the above facefit check.

Negative Pressure Facefit Check



For the 2000 Series filters, press your thumbs into the central indentation of the filters, inhale gently and hold your breath for five or ten seconds.

For the 6035 and 6038 filters, pinch the filter between thumb and fingers to seal the filter cover to the body of the filter, inhale gently and hold your breath for five or ten seconds.

If the facepiece collapses slightly a proper fit has been achieved.

If air leakage is detected, reposition the respirator on the face and/or readjust the elastic strap to eliminate the leakage.

Repeat the above facefit check.

Fit Testing

The 3M 7500 Half Mask is a tight fitting facepiece and therefore requires a fit test per wearer before use as per the COSHH regulations 2002.

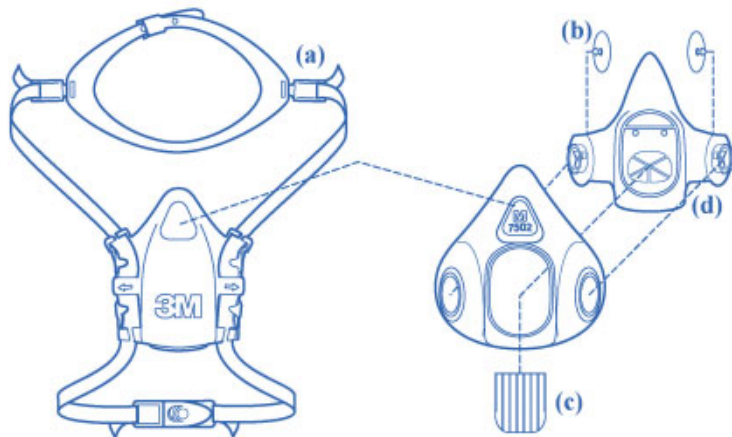
For qualitative fit testing - 3M FT10 or FT30 fit test kits are available.
For quantitative fit testing - the 3M 601 adaptor is available.

3M™ Spare Parts and Accessories

Due to the small number of components used in the 3M™ 7500 Series respirators, routine maintenance can be conducted with ease.

The spares available are as follows:

Part No.		Description
7581	(a)	Head harness assembly
7582	(b)	Inhalation Valve
7583	(c)	Exhalation Valve
7586	(d)	Filter Holder
501		Retainer for 5911/5925/5935
603		Particulate filter platform
105		Facepiece cleaner



For help with selecting the most appropriate forms of PPE and relevant Health & Safety legislation, or for more detailed product information, please contact the 3M Health & Safety helpline on: 0870 60 800 60. For callers within the Republic of Ireland: 1 800 320 500

Use limitations

- These respirators do not supply oxygen. Do not use in oxygen deficient areas*
- Do not use for respiratory protection against atmospheric contaminants which have poor warning properties, are unknown or immediately dangerous to life and health or against chemicals which generate high heats of reaction with chemical filters.
- Do not modify or alter this device.
- The assembled respirator may not provide a satisfactory face seal with certain physical characteristics (such as beards or large side burns) resulting in leakage between the facepiece and the face, the user assumes all risks of bodily injury which may possibly result.
- Do not use with unknown concentrations of contaminants.
- Do not use for escape purposes.
- Leave the work area immediately and check the integrity of the respirator and replace facepiece and / or filters if:
 - Damage has occurred or is apparent.
 - Breathing becomes difficult or increased breathing resistance occurs.
 - Dizziness or other distress occurs.
 - You taste or smell the contaminant or an irritation occurs.
- Store this device in a sealed container away from contaminated areas when not in use.
- Use strictly in accordance with facepiece and filter user instruction leaflet.

* 3M definition minimum 19.5% by volume oxygen

Respiratory protection is only effective if it is correctly selected, fitted and worn throughout the time when the wearer is exposed to respiratory contaminants.

3M offers advice on the selection of products and training in the correct fitting and usage.



Occupational Health Group 3M United Kingdom PLC

3M Centre
Cain Road, Bracknell
Berkshire RG12 8HT
Tel: 0870 60 800 60

www.3m.com/uk/ohes
ohes.helpline.uk@mmm.com

Occupational Health Group 3M Ireland

3M House, Adelphi Centre,
Upper Georges St.
Dun Laoghaire, Co. Dublin, Ireland
Tel: 1 800 320 500

X-ON Electronics

Largest Supplier of Electrical and Electronic Components

Click to view similar products for [3M manufacturer](#):

Other Similar products are found below :

[951240-2520-AR-PR](#) [8225-8003](#) [961216-5500-AR-PR](#) [966218-2000-AR-PR](#) [953214-2000-AR-PR](#) [3659-60](#) [8R37-N001](#) [951106-2530-AR-PR](#) [961224-5500-AR-PR](#) [7630810583](#) [951244-2520-AR-PR](#) [151230-8422-RB](#) [80-0012-6467-2](#) [929836-01-10-RK](#) [951109-2530-AR-PR](#) [929647-02-02-I](#) [929647-09-01-I](#) [961107-6404-AR](#) [953230-2000-AR-PR](#) [929665-01-02-I](#) [961120-6404-AR](#) [961114-6404-AR](#) [929835-01-05-RK](#) [961214-6404-AR](#) [H-33-BOX](#) [929835-01-07-RK](#) [961103-6804-AR](#) [929834-01-15-RK](#) [929665-01-06-I](#) [929834-01-04-RK](#) [961110-6404-AR](#) [929647-03-03-I](#) [929647-09-03-I](#) [929700-01-06-RK](#) [CT6BK30-M](#) [961208-6404-AR](#) [929665-02-04-I](#) [6A11-A0121-007.0-0](#) [FDV14-187C](#) [8124/14](#) [812510-100](#) [8125/17](#) [813216](#) [8204-3LFM](#) [8425-8](#) [8444-21B1-RK-TP](#) [MNG14BCX](#) [FP-301 1 BLUE 100](#) [FV14-6C](#) [923660-20](#)