



Figure similar

HOLDER FOR 3 MODULES, PLASTIC, 1NO, 1NO, LED MODULE, BLUE, 6-24V AC/DC, SCREW TERMINAL

<b>product brand name</b>	SIRIUS ACT
<b>Product designation</b>	Commanding and signaling devices
<b>Design of the product</b>	Holder
<b>Manufacturer article number</b>	
<ul style="list-style-type: none"> <li>• of supplied contact module</li> <li>• of supplied LED module</li> <li>• of the supplied holder</li> </ul>	3SU1400-1AA10-1BA0, 3SU1400-1AA10-1BA0 <a href="#">3SU1401-1BG50-1AA0</a> <a href="#">3SU1500-0AA10-0AA0</a>
<b>Actuator:</b>	
<b>Design of the operating mechanism</b>	3-way with module
<b>Number of contact modules</b>	2
<b>Holder:</b>	
<b>Material of the holder</b>	Plastic
<b>Display:</b>	
<b>Number of LED modules</b>	1
<b>General technical data:</b>	
<b>Product function</b>	
<ul style="list-style-type: none"> <li>• positive opening</li> </ul>	Yes
<b>Product component</b>	
<ul style="list-style-type: none"> <li>• diode</li> <li>• lamp transformer</li> <li>• Light source</li> <li>• series resistor</li> </ul>	Yes No Yes No
<b>Insulation voltage</b>	
<ul style="list-style-type: none"> <li>• Rated value</li> </ul>	320 V

<b>Degree of pollution</b>	3
<b>Shock resistance</b> • acc. to IEC 60068-2-27	Sinusoidal half-wave 50 g / 11 ms
<b>Vibration resistance</b> • acc. to IEC 60068-2-6	10 ... 500 Hz: 5g
<b>Surge voltage resistance Rated value</b>	4 kV
<b>Operating frequency maximum</b>	3 600 1/h
<b>Mechanical service life (switching cycles)</b> • typical	10
<b>Thermal current</b>	10 A
<b>Protection class IP</b> • of the terminal	IP20
<b>Equipment marking</b> • acc. to DIN EN 61346-2 • acc. to DIN EN 81346-2	U U
<b>Design of the fuse link for short-circuit protection of the auxiliary switch with type of assignment 1 required</b>	gG / Dz 10 A, quick-acting / Dz 10 A
<b>Continuous current of the C characteristic MCB</b>	10 A
<b>Operating voltage</b> • with AC — at 50 Hz Rated value — at 60 Hz Rated value • for DC Rated value — maximum — minimum	6 ... 24 V 6 ... 24 V 24 V 6 V

#### Power Electronics:

<b>Contact reliability</b>	One maloperation per 100 million (17 V, 5 mA), one maloperation per 10 million (5 V, 1 mA)
----------------------------	--

#### Auxiliary circuit:

<b>Number of NC contacts</b> • for auxiliary contacts	0
<b>Number of NO contacts</b> • for auxiliary contacts	2
<b>Number of CO contacts</b> • for auxiliary contacts	0
<b>Design of the contact of the auxiliary contacts</b>	Silver alloy
<b>Operating current at AC-15</b> • at 230 V Rated value	6 A

#### Connections/ Terminals:

<b>Type of electrical connection</b> • of modules and accessories	Screw-type terminal
--	---------------------

<b>Type of connectable conductor cross-section</b>	
<ul style="list-style-type: none"> <li>• solid with core end processing</li> <li>• solid without core end processing</li> <li>• finely stranded with core end processing</li> <li>• finely stranded without core end processing</li> <li>• for AWG conductors</li> </ul>	<p>2x (0.5 ... 0.75 mm<sup>2</sup>)</p> <p>2x (1.0 ... 1.5 mm<sup>2</sup>)</p> <p>2x (0.5 ... 1.5 mm<sup>2</sup>)</p> <p>2x (1,0 ... 1,5 mm<sup>2</sup>)</p> <p>2x (18 ... 14)</p>
<b>Tightening torque</b>	
<ul style="list-style-type: none"> <li>• with screw-type terminals</li> </ul>	0.8 ... 0.9 N·m

#### Lamp:

<b>Type of light source</b>	LED
<b>Color of the light source</b>	blue

#### Ambient conditions:

<b>Ambient temperature</b>	
<ul style="list-style-type: none"> <li>• during operation</li> <li>• during storage</li> </ul>	<p>-25 ... +70 °C</p> <p>-40 ... +80 °C</p>

#### Installation/ mounting/ dimensions:

<b>Mounting type</b>	
<ul style="list-style-type: none"> <li>• of modules and accessories</li> </ul>	Front plate mounting
<b>Height</b>	40 mm
<b>Width</b>	30 mm
<b>Shape of the installation opening</b>	round

#### Certificates/ approvals:

#### Further information

##### Information- and Downloadcenter (Catalogs, Brochures,...)

<http://www.siemens.com/industrial-controls/catalogs>

##### Industry Mall (Online ordering system)

<http://www.siemens.com/industrymall>

##### Cax online generator

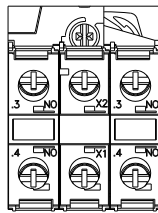
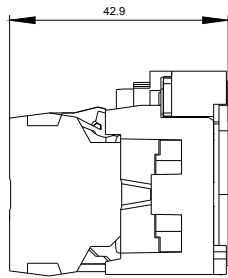
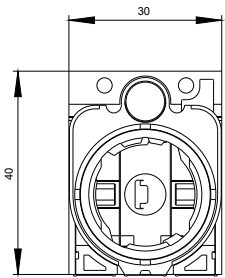
<http://support.automation.siemens.com/WW/CAXorder/default.aspx?lang=en&mlfb=3SU15011AG501NA0>

##### Service&Support (Manuals, Certificates, Characteristics, FAQs,...)

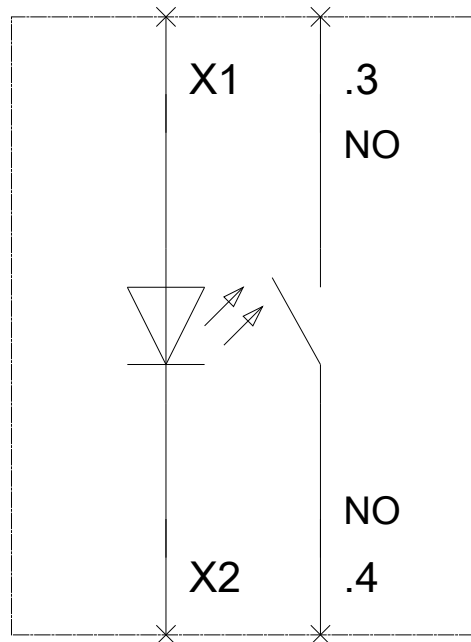
<https://support.industry.siemens.com/cs/ww/en/ps/3SU15011AG501NA0>

##### Image database (product images, 2D dimension drawings, 3D models, device circuit diagrams, EPLAN macros, ...)

[http://www.automation.siemens.com/bilddb/cax\\_de.aspx?mlfb=3SU15011AG501NA0&lang=en](http://www.automation.siemens.com/bilddb/cax_de.aspx?mlfb=3SU15011AG501NA0&lang=en)



**-P**  
6-24 V AC/DC



last modified:

27.04.2015

## X-ON Electronics

Largest Supplier of Electrical and Electronic Components

*Click to view similar products for [Siemens](#) manufacturer:*

Other Similar products are found below :

[5SJ4101-7HG40](#) [5SJ4130-7HG40](#) [5SL6120-7](#) [5ST2144](#) [5ST2167](#) [5SX2125-7](#) [5SX2132-7](#) [5SX2320-7](#) [5SX2340-7](#) [5SX9200](#) [5SY4106-8](#)  
[5SY6220-7](#) [6EP1334-3BA10-8AB0](#) [6EP1935-6MD31](#) [6EP3333-8SB00-0AY0](#) [6ES5451-7LA11](#) [6ES7322-1BF01-0AA0](#) [6GK7142-7BX00-0AX0](#) [6GK7177-1FA10-0AA0](#) [D11CEU1](#) [PD63F160](#) [FXD63B175](#) [8WA1011-2SF25](#) [8WA1721](#) [8WA1815](#) [8WA8848-0AC](#) [8WA8-848-0AM](#) [8WA8-848-0AN](#) [8WA8-848-0AT](#) [8WA8-848-0AX](#) [8WA8-848-0BD](#) [8WA8-848-0BF](#) [8WA8-848-0BL](#) [8WA8-848-0BP](#) [8WA8-848-0BQ](#) [14DP32AC81](#) [ED21B100](#) [B32523-.47@400V-J](#) [B65541-T25-A48](#) [B65549-E4-X23](#) [B65812-B1512-T1](#) [B66317-G0000-X127](#) [B66337-G0500-X127](#) [B66417-G-X167](#) [B82724-J](#) [8WA1201](#) [8WA1854](#) [8WA1870](#) [8WA8-848-0AK](#) [8WA8-848-0AV](#)