

HOLDER FOR 3 MODULES, METAL, 1NO, SCREW TERMINAL



Figure similar

product brand name	SIRIUS ACT
Product designation	Commanding and signaling devices
Design of the product	Holder
Manufacturer article number	
<ul style="list-style-type: none"> • of supplied contact module • of the supplied holder 	3SU1400-1AA10-1BA0 3SU1550-0AA10-0AA0
Actuator:	
Design of the operating mechanism	3-way with module
Number of contact modules	1
Holder:	
Material of the holder	Metal
Display:	
Number of LED modules	0
General technical data:	
Product function	
<ul style="list-style-type: none"> • positive opening 	No
Product component	
<ul style="list-style-type: none"> • diode • lamp transformer • Light source • series resistor 	No No No No
Insulation voltage	
<ul style="list-style-type: none"> • Rated value 	500 V
Degree of pollution	3

Shock resistance	
<ul style="list-style-type: none"> • acc. to IEC 60068-2-27 	Sinusoidal half-wave 50 g / 11 ms
Vibration resistance	
<ul style="list-style-type: none"> • acc. to IEC 60068-2-6 	10 ... 500 Hz: 5g
Surge voltage resistance Rated value	6 kV
Operating frequency maximum	3 600 1/h
Mechanical service life (switching cycles)	
<ul style="list-style-type: none"> • typical 	10
Thermal current	10 A
Protection class IP	
<ul style="list-style-type: none"> • of the terminal 	IP20
Equipment marking	
<ul style="list-style-type: none"> • acc. to DIN EN 61346-2 	U
<ul style="list-style-type: none"> • acc. to DIN EN 81346-2 	U
Design of the fuse link for short-circuit protection of the auxiliary switch with type of assignment 1 required	gG / Dz 10 A, quick-acting / Dz 10 A
Continuous current of the C characteristic MCB	10 A
Operating voltage	
<ul style="list-style-type: none"> • with AC <ul style="list-style-type: none"> — at 50 Hz Rated value — at 60 Hz Rated value • for DC Rated value <ul style="list-style-type: none"> — maximum — minimum 	5 ... 500 V 5 ... 500 V 500 V 5 V

Power Electronics:

Contact reliability	One maloperation per 100 million (17 V, 5 mA), one maloperation per 10 million (5 V, 1 mA)
----------------------------	--

Auxiliary circuit:

Number of NC contacts	
<ul style="list-style-type: none"> • for auxiliary contacts 	0
Number of NO contacts	
<ul style="list-style-type: none"> • for auxiliary contacts 	1
Number of CO contacts	
<ul style="list-style-type: none"> • for auxiliary contacts 	0
Design of the contact of the auxiliary contacts	Silver alloy
Operating current at AC-15	
<ul style="list-style-type: none"> • at 230 V Rated value 	6 A

Connections/ Terminals:

Type of electrical connection	
<ul style="list-style-type: none"> • of modules and accessories 	Screw-type terminal
Type of connectable conductor cross-section	

<ul style="list-style-type: none"> • solid with core end processing 	2x (0.5 ... 0.75 mm ²)
<ul style="list-style-type: none"> • solid without core end processing 	2x (1.0 ... 1.5 mm ²)
<ul style="list-style-type: none"> • finely stranded with core end processing 	2x (0.5 ... 1.5 mm ²)
<ul style="list-style-type: none"> • finely stranded without core end processing 	2x (1,0 ... 1,5 mm ²)
<ul style="list-style-type: none"> • for AWG conductors 	2x (18 ... 14)
Tightening torque	
<ul style="list-style-type: none"> • with screw-type terminals 	0.8 ... 0.9 N·m
<ul style="list-style-type: none"> • for grounding 	0.8 ... 1 N·m

Ambient conditions:

Ambient temperature	
<ul style="list-style-type: none"> • during operation 	-25 ... +70 °C
<ul style="list-style-type: none"> • during storage 	-40 ... +80 °C

Installation/ mounting/ dimensions:

Mounting type	
<ul style="list-style-type: none"> • of modules and accessories 	Front plate mounting
Height	40 mm
Width	30 mm
Shape of the installation opening	round

Certificates/ approvals:

Further information

Information- and Downloadcenter (Catalogs, Brochures,...)

<http://www.siemens.com/industrial-controls/catalogs>

Industry Mall (Online ordering system)

<http://www.siemens.com/industrymall>

Cax online generator

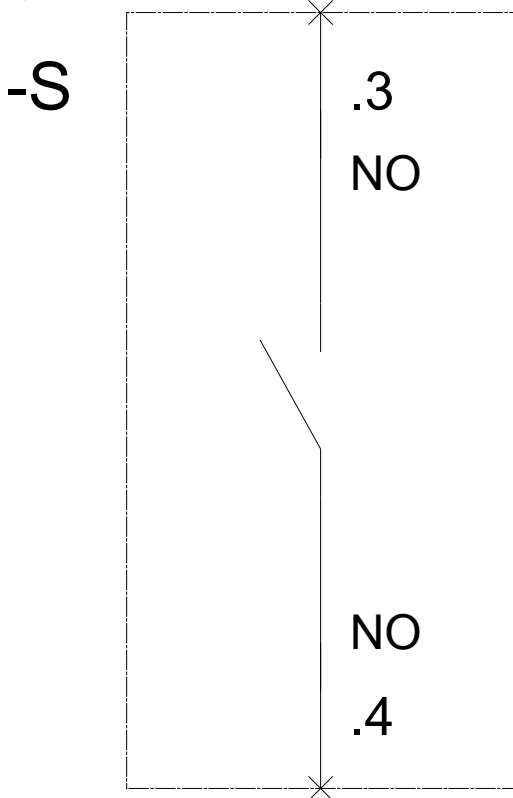
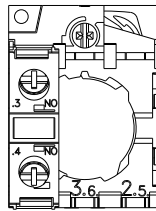
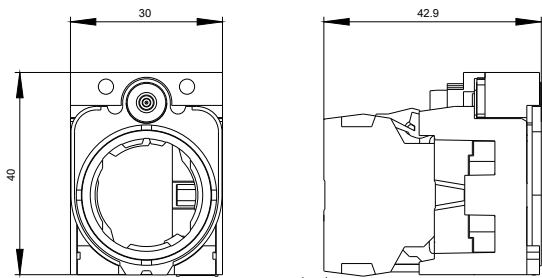
<http://support.automation.siemens.com/WW/CAXorder/default.aspx?lang=en&mlfb=3SU15501AA101BA0>

Service&Support (Manuals, Certificates, Characteristics, FAQs,...)

<https://support.industry.siemens.com/cs/ww/en/ps/3SU15501AA101BA0>

Image database (product images, 2D dimension drawings, 3D models, device circuit diagrams, EPLAN macros, ...)

http://www.automation.siemens.com/bilddb/cax_de.aspx?mlfb=3SU15501AA101BA0&lang=en



last modified:

27.04.2015

X-ON Electronics

Largest Supplier of Electrical and Electronic Components

Click to view similar products for [Siemens](#) manufacturer:

Other Similar products are found below :

[5SJ4101-7HG40](#) [5SJ4130-7HG40](#) [5SL6120-7](#) [5ST2144](#) [5ST2167](#) [5SX2125-7](#) [5SX2132-7](#) [5SX2320-7](#) [5SX2340-7](#) [5SX9200](#) [5SY4106-8](#)
[5SY6220-7](#) [6EP1334-3BA10-8AB0](#) [6EP1935-6MD31](#) [6EP3333-8SB00-0AY0](#) [6ES5451-7LA11](#) [6ES7322-1BF01-0AA0](#) [6GK7142-7BX00-0AX0](#) [6GK7177-1FA10-0AA0](#) [D11CEU1](#) [PD63F160](#) [FXD63B175](#) [8WA1011-2SF25](#) [8WA1721](#) [8WA1815](#) [8WA8848-0AC](#) [8WA8-848-0AM](#) [8WA8-848-0AN](#) [8WA8-848-0AT](#) [8WA8-848-0AX](#) [8WA8-848-0BD](#) [8WA8-848-0BF](#) [8WA8-848-0BL](#) [8WA8-848-0BP](#) [8WA8-848-0BQ](#) [14DP32AC81](#) [ED21B100](#) [B32523-.47@400V-J](#) [B65541-T25-A48](#) [B65549-E4-X23](#) [B65812-B1512-T1](#) [B66317-G0000-X127](#) [B66337-G0500-X127](#) [B66417-G-X167](#) [B82724-J](#) [8WA1201](#) [8WA1854](#) [8WA1870](#) [8WA8-848-0AK](#) [8WA8-848-0AV](#)